


RECOMMENDED BUDGET



COUNTY OF SAN MATEO
FY 2022-23


RECOMMENDED BUDGET



BOARD OF SUPERVISORS

DAVE PINE, 1ST DISTRICT
CAROLE GROOM, 2ND DISTRICT
DON HORSLEY, 3RD DISTRICT
WARREN SLOCUM, 4TH DISTRICT
DAVID J. CANEPA, 5TH DISTRICT

RECOMMENDED BY:
MICHAEL P. CALLAGY, COUNTY EXECUTIVE



COUNTY OF SAN MATEO
FY 2022-23

ACKNOWLEDGEMENTS

The County Executive’s Office would like to thank the many individuals who provide the necessary information, inspiration, and expertise to produce the Recommended Budget.

The dedication of our public servants across all departments, with the support of our community-based partners, made the production of the Recommended Budget possible.

The Board of Supervisors’ leadership and commitment to effective and compassionate governance bolsters the County’s current and future fiscal stability and upholds our Shared Vision 2025 commitment to a healthy, safe, prosperous, livable, collaborative, and environmentally conscious community.

RECOMMENDED BY:

MICHAEL P. CALLAGY
COUNTY EXECUTIVE

PEGGY JENSEN
ASSISTANT COUNTY EXECUTIVE

ILIANA RODRIGUEZ
DEPUTY COUNTY EXECUTIVE

JUSTIN MATES
DEPUTY COUNTY EXECUTIVE

PREPARED BY:

ROBERT MANCHIA
Chief Financial Officer

HEATHER LEDESMA
Principal Management Analyst

PANIZ AMIRNASIRI
Senior Management Analyst

MISTY HOMMERDING
Senior Management Analyst

MANAGEMENT ANALYSTS
Saba Bokharey

Ellie Dallman

Helen Lei

Andrew Loke

John Ridener

Vanessa Washington

ACCOUNTING STAFF

MICHAEL BOLANDER
Principal Management Analyst

MICHAEL LEACH
Financial Services Manager 1

JOY LIMIN
Senior Accountant

GENEVIEVE GONZALEZ
Senior Accountant

SPECIAL THANKS TO:

CONTROLLER’S OFFICE

FISCAL OFFICER COMMITTEE

CARTWRIGHT DESIGN STUDIO

ERIC FORGAARD

FISCAL YEAR 2022-23 RECOMMENDED BUDGET

TABLE OF CONTENTS

	PAGE
County Executive's Budget Message	A-1
County Budget Resolution	A-10
 COUNTY SUMMARIES	
All Funds Budget Unit Summary	B-1
General Fund Budget Unit Summary	B-2
 CRIMINAL JUSTICE..... 1-1	
Sheriff's Office	1-2
District Attorney's Office.....	1-23
County Support of the Courts	1-27
Private Defender Program	1-29
Coroner's Office.....	1-31
 HEALTH SERVICES..... 2-1	
County Health.....	2-2
First 5 San Mateo County	2-54
 SOCIAL SERVICES..... 3-1	
Human Services Agency	3-2
Department of Child Support Services	3-22
 COMMUNITY SERVICES..... 4-1	
Planning and Building	4-2
Local Agency Formation Commission.....	4-11
Parks Department.....	4-14
San Mateo County Library	4-27
Office of Sustainability	4-31
Department of Emergency Management	4-48
Department of Public Works	4-53
Capital Projects	4-80
County One-Time Expense Fund.....	4-83
Courthouse Construction Fund	4-87
Criminal Justice Construction Fund	4-88
Real Property Services	4-91
Agricultural Commissioner / Sealer.....	4-94
Public Safety Communications	4-97

Message Switch	4-100
Structural Fire	4-103
Fire Protection Services.....	4-106
County Service Area #1	4-108
Department of Housing.....	4-111
Major Capital Construction.....	4-116
Other Capital Construction Fund.....	4-120

ADMINISTRATION AND FISCAL SERVICES..... 5-1

Board of Supervisors	5-2
County Executive Office/Clerk of the Board	5-4
Assessor-County Clerk-Recorder	5-18
Controller’s Office	5-25
Treasurer-Tax Collector	5-38
Retirement Office (SamCERA)	5-43
County Counsel’s Office	5-45
Human Resources Department.....	5-48
Information Services Department.....	5-62
Grand Jury.....	5-74
Non-Departmental Services.....	5-76
Debt Service Fund.....	5-80

MEASURE K FUNDED INITIATIVES..... C-1

CAPITAL PROJECTS SUMMARY.....D-1

POSITION ADJUSTMENT SUMMARY.....E-1

MEMBERSHIPS AND CONTRIBUTIONS.....F-1

County Executive's FY 2022-23 Recommended Budget Message

"Action is the foundational key to all success" – Pablo Picasso

Budget Trends

Honorable members of the Board of Supervisors,

It is my pleasure to submit to you the Recommended Budget for fiscal year 2022-23.

This recommended budget proposes spending \$3.4 billion for all funds and \$2.3 billion for General Funds over the next year to continue to recover from the COVID-19 pandemic, provide the highest-quality services to our residents, work to build a future for our resilient community where each person can reach their full potential, and work to ensure opportunities are available for everyone.

This is the second year of the two-year budget cycle that began in 2021. This budget is consistent, steady, and aligned with this Board's priorities: to end homelessness; continue economic recovery efforts focused on socially vulnerable populations, children and families, housing needs, and support of local business communities; and emphasize racial and social equity.

While this recommended budget remains focused on allocating resources to this Board's priorities, dynamic financial conditions and variables leave little margin for significant changes. In particular, the impact of the COVID-19 global pandemic has made accurately forecasting economic changes difficult as new variants of the virus may impact different regions of the world in unpredictable ways and economic recovery varies widely. Simultaneously, we are experiencing the highest rate of inflation in the last 40 years in combination with record high gas prices. In the face of this economic instability, it is necessary to take a more conservative approach while continuing to meet the most critical needs of the community.

Due to lower-than-average property tax increases and the lingering impact of COVID-19 on sales tax, revenues are growing at a slower rate compared to pre-pandemic times. Simultaneously, due to inflationary factors, the cost of doing business is rising, and trends over the past seven years show that expenditures are growing at a faster rate than revenues. We are monitoring these trends closely so that we can quickly adapt as necessary.

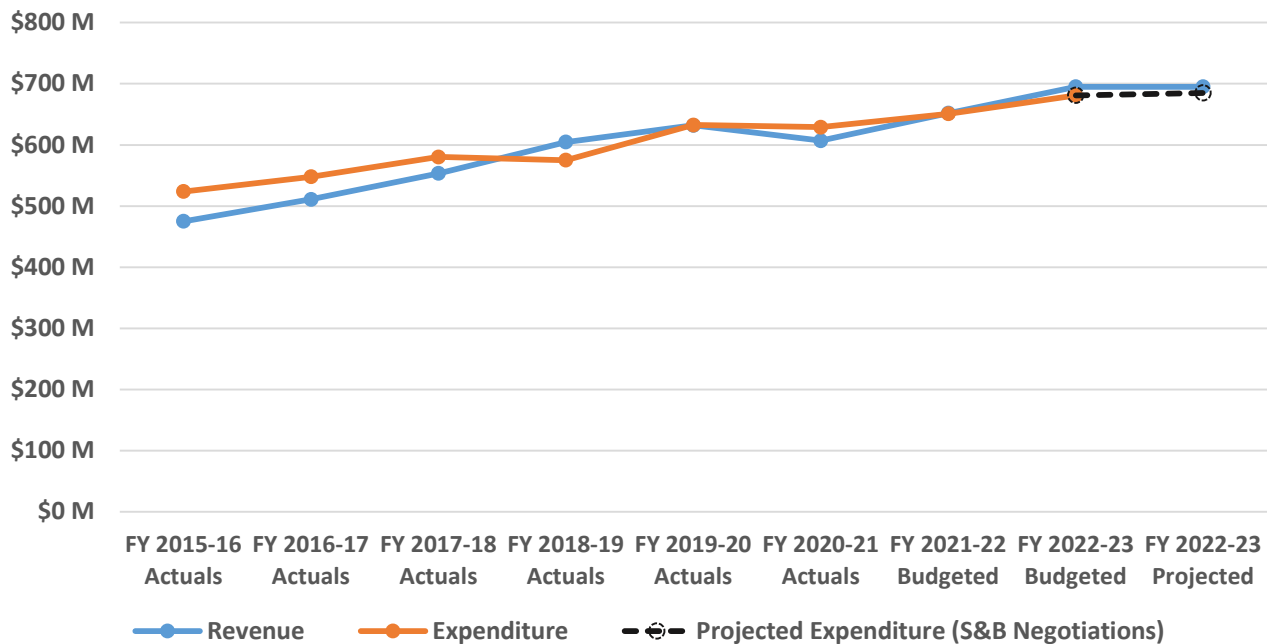
Also, as discussed more at length, below, one of the County's significant revenue sources is at risk due to state legislative action. Specifically, the Legislature has proposed a trailer bill released in connection with the May Budget Revision which would change current law to permanently cap excess Educational Revenue Augmentation Fund (ERAF) funds the County would otherwise receive as of July 1, 2022 and use future growth in ERAF to pay toward the state's in-lieu Vehicle License Fee (VLF) obligation. If enacted, this legislation would cap the amount of excess ERAF the County would otherwise receive, reducing revenues by tens of millions of dollars, growing to the hundreds of millions over the next 10 years. We cannot let this happen.

The total County General Fund expenditure is \$681 million in FY 2022-23, of which \$636 million is provided to departments to cover direct services. The largest proportion of these consistently increasing costs include salaries and benefits. This leaves \$45 million, or 6.6 percent, of the \$681 million allocated for other work and projects including: debt service, facilities projects,

elections, and parks operations and maintenance, among other things. As such, the \$681 million Non-Departmental Services budget is fully allocated to supporting County departments and ongoing expenses. Beginning in FY 2020-21, Reserves and one-time Fund Balance were, and continue to be needed to supplement ongoing revenue as expenses increase. In the past, these revenue sources were used predominantly for capital projects.

In addition, the current budget does not reflect recently negotiated salary increases which have yet to be finalized. Currently, the estimated cost of these increases is \$10.4 million, increasing the County obligation to \$646 million. Recent discussions with the County’s health insurance providers also indicate that health insurance premiums will be increasing by approximately 12 percent in FY 2022-23 over current levels, due to significantly higher costs, as opposed to the previously estimated 3 percent increase calculated from the average increase over the past five fiscal years.

Ongoing Expenditures vs. Ongoing Revenues



VLF and ERAF

Counties calculate excess ERAF and the in-lieu VLF in compliance with the Revenue and Taxation Code. Under current law, any property tax contributions made by local taxing entities to the ERAF in excess of the amount necessary to fully fund all Local Control Funding Formula Districts in their counties to their state-mandated school funding levels (“excess ERAF”) are returned to the local taxing entities that contributed to the ERAF. Because these distributions may be impacted by future property tax growth, school enrollment, or state legislation reallocating ERAF funds, by Board policy, 50 percent of excess ERAF funds are not included in

ongoing revenues and are only available for one-time uses. In FY 2021-22, the County's share of excess ERAF was approximately \$230 million; the County's share for FY 2022-23 would likely be at least that amount, subject to the risks noted above. As noted above, the Legislature has recently proposed capping the County's and cities' excess ERAF as of July 1, 2022 and using the growth after that date to help fund the state's in-lieu VLF obligation.

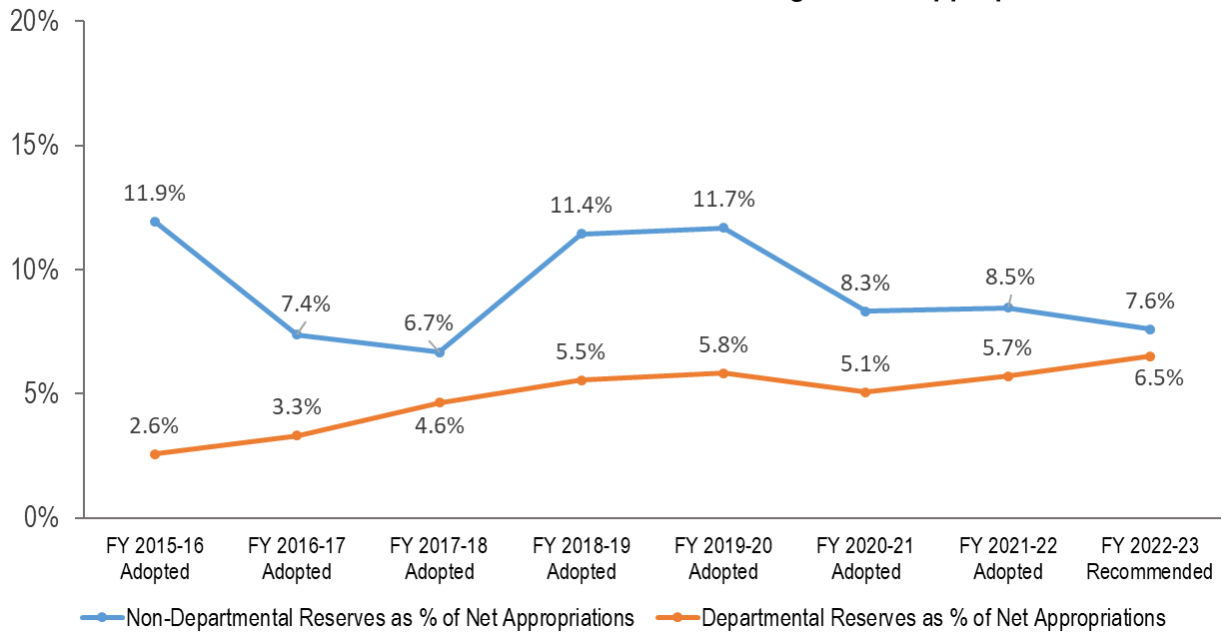
The County's share of VLF for FY 2021-22 was \$137,523,356; however, the current statutorily designated sources for direct payment of VLF have recently been insufficient (known as a VLF shortfall). The County's share of the VLF shortfall for FY 2022-23 is currently estimated to be approximately \$64.2 million. In prior years, the state has included an appropriation to reimburse the County for the VLF shortfall (which is paid upwards of 18 months in arrears), but at the time of the preparation of this budget, the State has not made an appropriation to cover the VLF shortfall for FY 2021-22. As noted, under recently proposed legislation, excess ERAF above the level as of July 1, 2022 would be allocated toward the VLF shortfall, with the State providing an appropriation to cover any remaining VLF shortfall. This is one of the greatest threats to local funding we have ever faced, and the impact would be immediate and long-lasting to both cities and the County. This also comes at a time when the State is reporting a \$97 billion surplus. We must work collectively with other cities and counties to oppose this legislation.

Reserves

At 14.1 percent, the General Fund Reserves and Contingencies in the budget are above the 10 percent required by Board policy. However, the overall amount, especially in Non-Departmental services, has begun to see a decline of approximately 0.5 percent as a result of one-time expenditures, while Departmental Reserves have seen a small increase. Non-Departmental Services Reserves are anticipated to be 7.6 percent of net appropriations, falling below the County's 8 percent Reserves Policy. Nevertheless, we anticipate that Non-Departmental reserves will be at 8 percent in the FY 2022-23 Adopted Budget due to changes in year-end closing fund balance. Departmental Reserves are anticipated to be 6.5 percent of net appropriations, which has steadily increased over the last six years. While the County General Fund Reserves remain in good standing, we must continue to be prudent in our financial planning and decision making, especially as it relates to future one-time expenditures.

As most departments have seen ongoing increases of their reserves over the past several years, many departments are generating balances to acquire large systems, such as County Health with their Electronic Health Records System, which is required to be upgraded. These reserves will also be used to cover furniture, fixtures, and equipment for County Office Building 3 (COB3). This is a time to be prudent and conservative in our spending as our reserves may be used to supplement our budget should we experience a prolonged slowdown in our economy.

General Fund Reserves as a Percentage of Net Appropriations



"Be strong, be fearless, be beautiful. And believe that anything is possible when you have the right people there to support you." – Misty Copeland

Recap of Priorities

Recovery

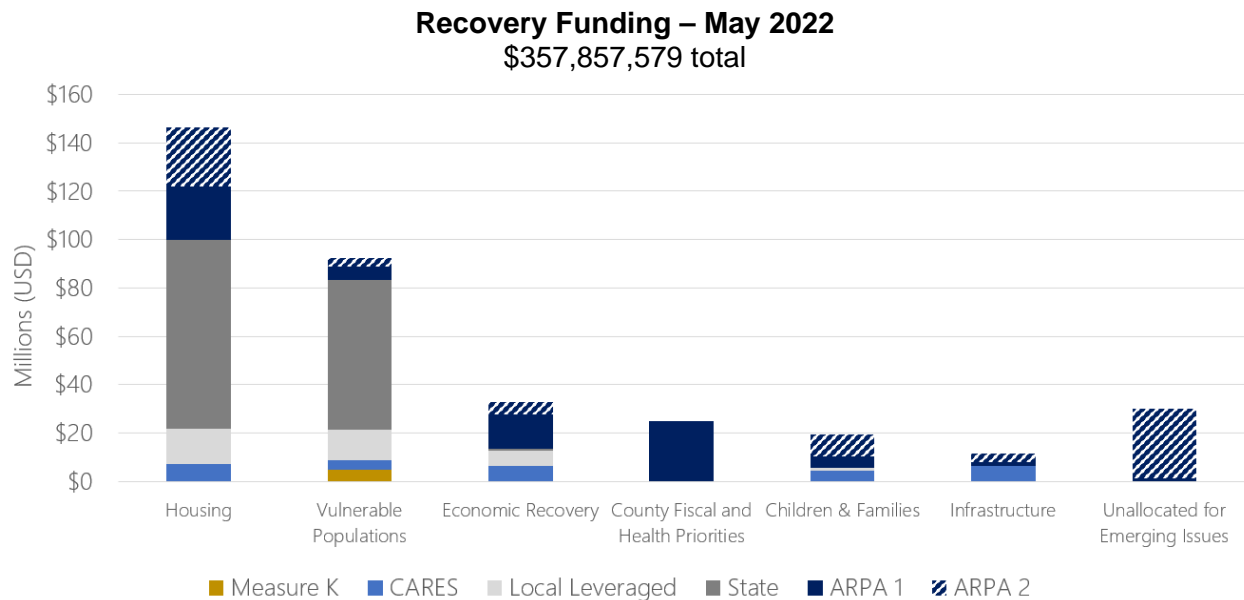
The County continues to invest in supporting COVID-19 recovery efforts for county residents and businesses, and particularly those most impacted by the pandemic. The County and its partners have invested over \$357 million dollars to support the recovery efforts as shown in the chart below. Most recently, this Board of Supervisors approved an allocation plan for the second tranche of American Rescue Plan Act (ARPA) funding.

The ARPA funding allocation plans have been guided by community priorities developed through the San Mateo County Pandemic Recovery Initiative. Over 300 community members contributed to the initial strategic recovery plan developed in the summer of 2020. It was also guided by work of the County chief equity officer and the Gardner Center at Stanford University in fall 2021 which reaffirmed priorities established at the beginning of the COVID-19 pandemic by the most impacted communities. Housing was identified as the highest priority, followed by food as a potential but not immediate need, job training and placement assistance, and access to childcare and out of school care. Following this outreach effort, specific projects to address the identified priorities in response to the pandemic were developed by working groups with community partners, local subject matter experts, and County staff with assistance from the Boston Consulting Group.

The allocation plan for the second installment of ARPA funding approved by this Board on May 17, 2022, focuses on responding to the pandemic by supporting housing, assisting children and

families, addressing basic needs of the most vulnerable residents, promoting economic recovery, and WIFI infrastructure. The Board directed staff to move forward with contracts for distribution of \$6 million in funding to support basic needs for residents who have been negatively impacted by the pandemic, including funding for the Second Harvest Food Bank; rent, utilities, and transportation assistance; as well as eviction counseling and legal representation for renters. The Board also supported leaving a portion of the second tranche of ARPA funds unallocated at this time to allow the County the ability to address emerging issues and needs as more information becomes available through existing and future pilot programs. Additional funding allocations to support residents and businesses negatively impacted by the pandemic are outlined below.

- \$20.5 million for housing related needs;
- \$9.195 million for childcare grants as well as kindergarten through 12th grade afterschool and summer enrichment learning grants for students who are socio-economically disadvantaged (SED);
- \$5 million for the creation of a small business and job seeker center in North Fair Oaks and Half Moon Bay;
- \$3.5 million for public WiFi operation and maintenance; and
- \$500,000 to pilot a full-service community outreach pilot program.



Progress on Racial and Social Justice

Equity has remained a continued priority for the County. Twenty-two County departments have collaborated and provided input into the first ever Countywide Racial and Social Equity Action Plan with key performance measures to support progress and learning. By building this equity framework collaboratively, departments are investing themselves, their staff, and resources into this endeavor.

The County of San Mateo developed several Countywide goals in the Countywide Racial and Social Justice Action Plan.

Some of these interdepartmental goals include providing staff with ongoing equity trainings and access to an equity resource hub by 2023 and all staff completing foundational equity trainings by 2025. Tools to support staff in bringing an equity lens into key decision-making and planning efforts have been drafted and will be piloted in the second half of 2022. Lastly, the County completed an employee survey with Government Alliance on Race and Equity and will be using responses as a benchmark to develop and implement better internal equity strategies and communications within the County.

On the external front, the County is working to develop and streamline better data practices. This includes better decision-making tools to provide the County with more resources, better tracking and analysis of data, improved community outreach plans, increased opportunity for small businesses, and more inclusive hiring, retention, and promotions. In partnership with County Libraries and County Health, an Equity in Art Webinar Series has continued to educate and bring the experience of Black, Indigenous, People of Color experiences and history to the general public in San Mateo County. The series has featured six forums for Filipinx, Black, Latinx, Ramaytush, Chinese, and Japanese voices in San Mateo County to build awareness and belonging.

In February 2022, the Board passed a “Resolution to Advance Shared Prosperity through Inclusive Staffing and Procurement Practices.” This resolution recognizes the importance of inclusive staff and procurement practices and recommends the utilization of the Anchor Institution Framework which aims to help the County create better conditions for shared prosperity. With the passing of this resolution, the County has developed an initial work plan with several activities already underway.

In addition to the Anchor Institution Framework, each of the 22 departments involved with the Countywide Racial and Social Justice Action Plan have contributed goals, objectives, timelines, and metrics. Some goals include reevaluating internal processes and projects with an equity lens. Themes echoed in these department plans encompassed better community engagement and access to information and services (adding resources to overcome language, cultural, social, and physical barriers), increasing department-specific equity trainings, increasing diversity in recruitment, hiring, and promotion within departments, and creation of department equity teams.

Homelessness

Achieving functional zero homelessness — the guarantee that anyone who accepts shelter has a bed — continues to be one of our highest priorities and significant strides have been made, and will continue to be made this year, to advance the County’s effort. Over the past two years, the County has acquired several hotels to help address homelessness and ensure that our residents have a safe place to live. In total, five hotels have been purchased with three being utilized as shelter facilities and two being converted into affordable housing. The most recent purchase, the Comfort Inn and Suites, is a 51-unit hotel, which will be converted to affordable housing. The property will be affordable to homeless, very low, and extremely low-income households. Eligible participants will be referred to the Comfort Inn through a combination of the County’s Coordinated Entry System (CES) and other referral methods.

The purchase of the Comfort Inn and Suites was made possible by additional Project Homekey funding awarded to the County, as well as ARPA funds. The combined funds will be utilized for the purchase, renovation, and operation of the property. In addition, the city of Redwood City is allocating its federal HOME for Homelessness Assistance and Supportive Services program (HOME-ARP) funds, which total \$1,344,492, to support a portion of the rehabilitation costs.

As of this past December, another major undertaking has been the construction of the Navigation Center, a 240-unit shelter being designed to replace the Maple Street Center. This project broke ground on April 13, 2022 and is anticipated to be completed and operational by the end of this calendar year. In addition to providing safe, temporary housing, the center will also provide intensive support services designed to help clients find and maintain stable housing. Funding for the Navigation Center included a \$55.3 million California Homekey Grant, \$5 million donation by philanthropist John Sobrato, and a \$500,000 federal grant secured by Congresswoman Jackie Speier.

In addition to the hotels and Navigation Center, efforts continue to ensure those who already have housing can remain housed. The Human Services Agency (HSA) brought a contract to this Board for the Emergency Rental Assistance Program in order to provide \$500,000 in additional funding to the Core Service Agencies for rent relief assistance. Applicants who have been denied due to ineligibility for the Rent Relief Program are being directed to the Core Service Agencies to apply for financial assistance for rent relief.

Additionally, this Board allocated \$4 million in voter-approved Measure K sales tax funding for a Local Rental Subsidy Program, which the Department of Housing will pilot to help subsidize tenant rents and support ongoing operational costs at permanent supportive housing developments in the county. The program will provide a rent subsidy to 100 homeless housing units each month and provide ongoing on-site supportive services, such as case management, to ensure the homeless households receiving the subsidies remain successfully housed.

The County Executive's Office, through HSA, launched the Working Together to End Homelessness initiative this year, with a virtual event in April that drew 300 attendees representing County staff, community organizations, and residents. Since its initial launch, two additional virtual events have continued the conversation around this important topic. Through this initiative, hotel and shelter expansions, and rental assistance and subsidy programs, we will continue to work with this Board, community organizations, and our residents to address the ongoing homelessness and affordable housing challenges in San Mateo County.

Capital Projects

From 2020 through the first half of 2022, the construction industry experienced significant cost increases, supply chain disruptions, and labor shortages. More recently, inflation has skyrocketed, and logistics networks have been further degraded due in part to domestic economic issues, continued effects of the COVID-19 pandemic, and overseas impacts including the war in Ukraine and lockdowns in China. These issues continue to pose challenges for the industry and County in completing projects on time and on budget.

The San Mateo Medical Center Project, which encompasses multiple phases and requires a number of competitive biddings for the work, has been especially impacted by these market forces and requires targeted budget modification as the competitive bidding process is completed. Even projects that have been bid and are under construction are seeing impacts

creating contingency draws due to increased cost of materials and labor. Recommended increases to the San Mateo Medical Center Project will be coming to this Board in September as part of the Adopted Budget.

The San Mateo County Navigation Center is on track to meet the goal of completion by the end of 2022 at the target budget of \$57 million. The County Office Building 3 (COB3) project continues to proceed on a fast track. Vertical construction has been completed with the mass timber structure topping out in June 2022. The project continues to be on pace to meet the goal of completion by the end of 2023 at the authorized target budget. The Cordilleras Mental Health Facility will replace a facility originally constructed in 1952 as a tuberculosis ward with four new 16-bed mental health rehabilitation centers for 64 adults with severe mental illness and separate supported housing that includes a community kitchen and dining area. The move-in date is scheduled for August 2023. Although the contracts for the work on these projects include maximum price limits, some costs and timelines may still need to be adjusted.

Significant Budget Changes

Probation Department – Position Reductions

This recommended budget eliminates 31 positions within the Probation Department as a result of the continued decreases in caseloads due to changes in legislation such as AB1950 that limits the length of probation. The department has experienced a nearly 50 percent decline in the number of adult probation clients being served over the last four years. The number of juveniles held at the Youth Services Center has also seen a significant decline during this same period. As a result of these sustained trends, reductions were made to staffing to better align with the current conditions. The elimination of these positions returns \$4.8 million to the General Fund, which will help to support other operations within the County.

Behavioral Health and Recovery Services

Behavioral Health and Recovery Services (BHRS) received a one-time Substance Abuse Block Grant (SABG) as well as Coronavirus Response and Release Supplemental Appropriations Act (CRRSAA) and ARPA funding, totaling \$2,386,873. This funding will be used to expand the Strategic Prevention plan to reduce cannabis and alcohol use, conduct prenatal and substance use community assessments and outreach campaigns, pilot implementation of Prescription Digital Therapeutics (PDT) which will support BHRS clients in accessing contingency management and other clinically validated treatments 24/7 via a smartphone or tablet, and minor maintenance and remodeling of residence recovery program facilities. A portion of the funding (\$283,326) will also be used towards expanding the roadmap to implement training to prevent suicide, develop and implement mechanisms to track immediate and follow-up crisis response timelines and outcomes, analyze the population served for patterns and trends in crisis service utilization, and to identify gaps and underserved sub-populations to discover potential barriers to adequate crisis response and follow up.

Health Structural Deficit and County Aid

County Health's budget was balanced with continued provision of the \$5.5 million for San Mateo Medical Center that was first added in FY 2020-21 to assist with increasing operational costs. More specifically, the funds sustain retail pharmacy services whose revenues do not cover its costs and provide additional time for various improvement projects that were delayed due to the pandemic. The FY 2022-23 Recommended Budget does not yet reflect funding and actions that


may be necessary to synchronize with federal and state COVID-19 initiatives and it has yet to include the replacement of the electronic health records, for which there is currently a budget gap of \$25 million that Health is trying to solve. Support for many of the legacy patient information systems will end by December 2024. County Health is working on a contract and a funding plan to be brought to the Board in the next couple of months that will be accompanied by a budget action. Estimates of the cost are up to \$51 million in FY 2022-23 and \$66 million in the FY 2023-25 budget.

“It is in your hands, to make a better world for all who live in it” – Nelson Mandela

Conclusion

As explained above, current trends require that we continue to closely monitor the budget in changing conditions, including one-time expenditures that may generate additional ongoing costs. Vigilance and awareness of the current financial situation will help prepare this Board to act on future shifts in the economy and will aid in aligning future budget changes as needed given the uncertainties of post-pandemic recovery. As always, we will keep this Board up to date and adjust the budget as needed.

Sincerely,

A handwritten signature in blue ink that reads "Mike Callagy". The signature is written in a cursive, flowing style.

Michael P. Callagy
County Executive

This page intentionally left blank

RESOLUTION NO. .

BOARD OF SUPERVISORS, COUNTY OF SAN MATEO, STATE OF CALIFORNIA

* * * * *

**RESOLUTION APPROVING THE FY 2022-23 RECOMMENDED BUDGET
SUBMITTED BY THE COUNTY EXECUTIVE**

RESOLVED, by the Board of Supervisors of the County of San Mateo, State of California, that

WHEREAS, the County Budget Act (Government Code §§ 29000-29144 and § 30200) requires that each county have a Recommended Budget, approved by its Board of Supervisors, in place on July 1 of each fiscal year; and

WHEREAS, on May 27, 2022, the County Executive posted the Fiscal Year (FY) 2022-23 Recommended Budget on the County's Budget, Policy, and Performance webpage accessible to the public; and on that date also submitted the Recommended Budget to the Board of Supervisors for its consideration; and

WHEREAS, the Board of Supervisors has held public budget hearings on the FY 2022-23 Recommended Budget on June 28, 2022, during which time testimony was taken from County officers, employees, and/or members of the public; and

WHEREAS, the FY 2022-23 Recommended Budget submitted herewith includes such revisions deemed necessary for the purpose of having authority to spend until the budget is formally adopted in September 2022 and contains estimates of Fund

Balances which will be finalized after the June budget hearings and upon the conclusion of FY 2021-222 year-end closing activities;

NOW, THEREFORE, IT IS HEREBY DETERMINED AND ORDERED that:

1. The budget recommended by the County Executive for FY 2022-23, including all fixed assets and revisions, and approved by the Board during its public hearings, shall be the Recommended Budget of the County of San Mateo for FY 2022-23;

2. All final FY 2021-22 Fund Balance adjustments shall be part of the FY 2022-23 Recommended Budget and shall be made in accordance with the County Reserves Policy and Fund Balance guidelines; and

3. The time for adoption of the FY 2022-23 budget shall be extended to no later than October 2, 2022, and expenditures until that time shall be made in accordance with the Recommended Budget.

* * * * *

COUNTY SUMMARY



FY 2022-23

RECOMMENDED BUDGET



MISSION

The County of San Mateo protects and enhances the health, safety, welfare, and natural resources of the community; and provides quality services that benefit and enrich the lives of the people of this community.

We are committed to:

The highest standards of public service

A common vision of responsiveness

The highest standards of ethical conduct

Treating people with respect and dignity

All Funds

FY 2022-23 Budget Unit Summary

Account Class - Name	Actuals 2019-20	Actuals 2020-21	Adopted 2021-22	Revised 2022-23	May Recomm 2022-23	Change 2022-23
1000 - Taxes	817,573,911	787,684,646	833,446,661	748,569,874	789,657,507	41,087,633
1200 - Licenses, Permits and Franchises	10,964,524	11,088,464	11,818,382	12,582,274	12,584,274	2,000
1400 - Fines, Forfeitures and Penalties	7,118,865	5,146,109	8,282,349	8,122,465	8,238,560	116,095
1500 - Use of Money and Property	37,848,308	30,484,422	37,142,480	37,904,567	38,017,100	112,533
1600 - Intergovernmental Revenues	712,541,324	799,519,304	919,303,741	743,719,051	872,165,551	128,446,500
2000 - Charges for Services	355,968,631	373,994,704	422,982,305	431,091,538	437,337,811	6,246,273
2500 - Interfund Revenue	82,538,580	86,462,929	107,657,960	105,775,480	107,345,064	1,569,584
2600 - Miscellaneous Revenue	80,596,450	33,302,521	46,583,642	35,411,705	37,156,540	1,744,835
2700 - Other Financing Sources	184,609,639	210,059,094	364,350,516	189,627,692	298,087,925	108,460,233
2800 - Non-County Revenue	7,400,000	0	0	0	0	0
Total Revenue	2,297,160,232	2,337,742,193	2,751,568,036	2,312,804,646	2,600,590,332	287,785,686
333 - Fund Balance	899,662,750	1,026,622,079	1,025,670,491	666,511,535	830,725,738	164,214,203
Total Sources	3,196,822,982	3,364,364,272	3,777,238,527	2,979,316,181	3,431,316,070	451,999,889
4000 - Salaries and Benefits	1,018,218,677	1,109,931,233	1,190,016,184	1,190,289,408	1,217,311,670	27,022,262
5000 - Services and Supplies	584,519,505	571,250,571	886,331,998	646,881,038	733,390,550	86,509,512
6000 - Other Charges	388,554,001	473,299,394	564,313,136	467,045,677	514,050,858	47,005,181
6900 - Reclassification of Expenses	0	(0)	11,753	11,757	(44,362)	(56,119)
7000 - Fixed Assets	74,909,378	107,531,422	352,295,644	89,795,842	240,865,211	151,069,369
7500 - Other Financing Uses	222,196,772	217,442,334	448,428,996	283,364,198	394,639,370	111,275,172
Total Gross Appropriations	2,288,398,333	2,479,454,953	3,441,397,711	2,677,387,920	3,100,213,297	422,825,377
8000 - Intrafund Transfers	(156,626,937)	(116,857,057)	(156,544,822)	(123,859,664)	(127,073,130)	(3,213,466)
Net Appropriations	2,131,771,395	2,362,597,896	3,284,852,889	2,553,528,256	2,973,140,167	419,611,911
8500 - Contingencies/Dept Reserves	820,963,861	730,181,488	373,780,436	316,953,747	340,721,523	23,767,776
8700 - Non-General Fund Reserves	244,087,726	271,584,887	118,605,198	108,834,173	117,454,380	8,620,207
Total Contingencies and Reserves	1,065,051,587	1,001,766,376	492,385,634	425,787,920	458,175,903	32,387,983
Total Requirements	3,196,822,982	3,364,364,272	3,777,238,523	2,979,316,176	3,431,316,070	451,999,894
SALRES - Salary Resolution	5,600.0	5,620.0	5,627.0	5,631.0	5,616.0	(15)
FTE - FTE	5,513.3	5,534.2	5,527.2	5,536.3	5,521.7	(14.6)

General Fund

FY 2022-23 Budget Unit Summary


Account Class - Name	Actuals 2019-20	Actuals 2020-21	Adopted 2021-22	Revised 2022-23	May Recomm 2022-23	Change 2022-23
1000 - Taxes	774,044,348	758,275,063	781,834,722	718,561,015	749,443,395	30,882,380
1200 - Licenses, Permits and Franchises	7,145,033	7,550,488	8,398,561	9,162,453	9,164,453	2,000
1400 - Fines, Forfeitures and Penalties	5,709,947	3,966,257	6,625,275	6,629,449	6,667,061	37,612
1500 - Use of Money and Property	27,980,427	21,047,915	29,351,122	30,127,826	30,200,359	72,533
1600 - Intergovernmental Revenues	513,210,868	591,476,042	696,001,618	544,616,651	651,017,537	106,400,886
2000 - Charges for Services	156,938,226	174,411,441	186,769,999	189,424,513	195,358,924	5,934,411
2500 - Interfund Revenue	64,351,963	65,201,382	85,170,541	84,277,703	85,482,580	1,204,877
2600 - Miscellaneous Revenue	27,825,810	26,991,018	27,117,298	26,638,395	28,348,230	1,709,835
2700 - Other Financing Sources	13,196,062	12,263,297	19,092,834	19,064,206	19,437,415	373,209
2800 - Non-County Revenue	7,400,000	0	0	0	0	0
Total Revenue	1,597,802,684	1,661,182,903	1,840,361,970	1,628,502,211	1,775,119,954	146,617,743
333 - Fund Balance	588,454,492	696,309,009	679,506,255	393,299,594	528,277,465	134,977,871
Total Sources	2,186,257,176	2,357,491,912	2,519,868,225	2,021,801,805	2,303,397,419	281,595,614
4000 - Salaries and Benefits	788,358,974	884,579,806	941,057,188	940,706,515	964,977,390	24,270,875
5000 - Services and Supplies	382,487,913	366,925,063	626,898,368	422,231,164	494,925,023	72,693,859
6000 - Other Charges	279,745,585	371,476,906	443,820,911	357,385,044	402,802,255	45,417,211
6900 - Reclassification of Expenses	0	(0)	11,753	11,757	(44,362)	(56,119)
7000 - Fixed Assets	8,039,363	33,532,069	79,461,741	14,697,404	29,436,930	14,739,526
7500 - Other Financing Uses	145,874,286	180,660,524	272,397,573	145,749,056	253,507,082	107,758,026
Total Gross Appropriations	1,604,506,121	1,837,174,369	2,363,647,534	1,880,780,940	2,145,604,318	264,823,378
8000 - Intrafund Transfers	(154,947,260)	(116,662,843)	(156,350,932)	(123,615,774)	(126,829,240)	(3,213,466)
Net Appropriations	1,449,558,861	1,720,511,525	2,207,296,602	1,757,165,166	2,018,775,078	261,609,912
8500 - Contingencies/Dept Reserves	736,445,026	636,727,098	312,571,616	264,636,634	284,622,341	19,985,707
8700 - Non-General Fund Reserves	253,289	253,289	0	0	0	0
Total Contingencies and Reserves	736,698,315	636,980,387	312,571,616	264,636,634	284,622,341	19,985,707
Total Requirements	2,186,257,176	2,357,491,912	2,519,868,218	2,021,801,800	2,303,397,419	281,595,619
SALRES - Salary Resolution	4,432.0	4,452.0	4,455.0	4,459.0	4,443.0	(16)
FTE - FTE	4,407.0	4,428.4	4,422.2	4,428.2	4,412.7	(15.5)

BUDGET UNIT SUMMARIES AND FUNDING ADJUSTMENTS



FY 2022-23

RECOMMENDED BUDGET



Criminal Justice



Sheriff's Office (3000B)

All Funds FY 2022-23 Budget Unit Summary

	Actual 2019-20	Actual 2020-21	Adopted 2021-22	Revised 2022-23	Recomm 2022-23	Change 2022-23
Sources						
Taxes	2,680,553	2,813,677	2,826,173	2,719,134	2,782,522	63,388
Licenses, Permits and Franchises	7,080	3,547	5,000	5,000	5,000	—
Fines, Forfeitures and Penalties	489,430	531,030	490,000	490,000	490,000	—
Use of Money and Property	—	1	—	—	—	—
Intergovernmental Revenues	75,419,278	74,933,328	88,176,733	87,053,646	92,963,170	5,909,524
Charges for Services	27,253,552	30,474,628	33,475,176	33,187,343	35,654,085	2,466,742
Interfund Revenue	3,019,233	3,330,363	6,995,314	7,025,391	6,440,577	(584,814)
Miscellaneous Revenue	2,605,791	1,282,877	1,079,500	1,079,500	1,934,696	855,196
Other Financing Sources	218,395	78,747	21,150	82,472	84,467	1,995
Total Revenue	111,693,312	113,448,199	133,069,046	131,642,486	140,354,517	8,712,031
Fund Balance	15,297,677	18,334,447	15,959,949	10,858,528	15,972,203	5,113,675
Total Sources	126,990,989	131,782,646	149,028,995	142,501,014	156,326,720	13,825,706
Requirements						
Salaries and Benefits	188,962,232	194,500,606	206,054,655	207,198,414	214,023,258	6,824,844
Services and Supplies	24,930,515	22,684,822	32,586,105	28,415,320	32,333,788	3,918,468
Other Charges	22,580,394	19,398,922	22,034,524	22,225,095	23,738,328	1,513,233
Reclassification of Expenses	—	—	(350,000)	(350,000)	(9,093)	340,907
Fixed Assets	1,693,057	756,871	3,020,686	2,619,335	2,682,861	63,526
Other Financing Uses	22,657,096	18,919,937	15,614,110	14,902,270	14,909,484	7,214
Gross Appropriations	260,823,294	256,261,159	278,960,080	275,010,434	287,678,626	12,668,192
Intrafund Transfers	(7,266,210)	(1,668,609)	(2,708,685)	(2,723,265)	(2,806,373)	(83,108)
Net Appropriations	253,557,084	254,592,550	276,251,395	272,287,169	284,872,253	12,585,084
Contingencies/Dept Reserves	13,289,756	12,046,359	10,858,528	9,209,289	11,467,700	2,258,411
Total Requirements	266,846,840	266,638,909	287,109,923	281,496,458	296,339,953	14,843,495
Net County Cost	139,855,852	134,856,264	138,080,928	138,995,444	140,013,233	1,017,789
Salary Resolution	816.0	830.0	808.0	810.0	812.0	2.0
Funded FTE	812.5	826.5	804.4	806.2	808.2	2.0

Administrative Services (3011P)

Resource Allocation Summary

	Actual 2019-20	Actual 2020-21	Adopted 2021-22	Revised 2022-23	Recomm 2022-23	Change 2022-23
Total Sources	18,521,784	21,436,330	21,252,601	15,936,180	21,479,873	5,543,693
Total Requirements	24,057,131	22,396,725	24,353,968	19,618,918	26,489,437	6,870,519
Net County Cost	5,535,347	960,395	3,101,367	3,682,738	5,009,564	1,326,826
Salary Resolution	34.0	34.0	34.0	34.0	37.0	3.0
Funded FTE	34.0	34.0	34.0	34.0	37.0	3.0

1. Adjustments to Provide Current Level Services: Budget adjustments are made to reflect current costs for existing levels of service and performance in FY 2022-23, including: negotiated salary and benefit increases; merit increases and adjustments to retiree health contributions; increases in internal service charges; and elimination of one-time expenditures. As a one-time funding source, Fund Balance is removed from the Current Level Budget. Net funding adjustments in FY 2022-23 total \$11,186,214.

	CLB Funding Adjustments FY 2022-23
Sources	(10,572,660)
Requirements	
Gross Appropriations	613,554
Intrafund Transfers	—
Net County Cost	11,186,214
Positions	—

2. Fund Balance Adjustment: This action re-appropriates Fund Balance from the prior year and includes adjustments to Year-End Fund Balance.

	RLB Funding Adjustments FY 2022-23
Sources	15,972,203
Requirements	
Gross Appropriations	—
Intrafund Transfers	—
Contingencies/Dept Reserves	2,258,411
Net County Cost	(13,713,792)
Positions	—

3. Three Position Additions: To better address Sheriff's Office ongoing staffing needs, one Accountant and one Administrative Assistant II are added to the Fiscal Bureau. This change is partially offset through the deletion of a vacant Storekeeper II in the Corrections Division and reallocation of existing appropriations. One Sheriff's Office Deputy Director of Finance is added as a temporary placeholder while position classification adjustments are made by County Human Resources. A subsequent position will be eliminated in the Adopted Budget.

RLB Funding Adjustments FY 2022-23	
Sources	109,150
Requirements	
Gross Appropriations	463,554
Intrafund Transfers	—
Net County Cost	354,404
Positions	3

4. Maguire Facility Renovation: A one-time allocation is made in FY 2022-23 for furniture and equipment purchases related to the Maguire facility renovation project and supported with a reallocation of existing appropriations.

RLB Funding Adjustments FY 2022-23	
Sources	—
Requirements	
Gross Appropriations	3,500,000
Intrafund Transfers	—
Net County Cost	3,500,000
Positions	—

5. Measure K - Gun Buy Back: A one-time allocation is made in FY 2022-23 for the Gun Buy Back program approved by the Board of Supervisors in FY 2021-22.

RLB Funding Adjustments FY 2022-23	
Sources	35,000
Requirements	
Gross Appropriations	35,000
Intrafund Transfers	—
Net County Cost	—
Positions	—

FY 2022-23 Total Funding Adjustments

	Total Funding Adjustments
Sources	5,543,693
Requirements	
Gross Appropriations	4,612,108
Intrafund Transfers	—
Contingencies/Dept Reserves	2,258,411
Net County Cost	1,326,826
Positions	3

Support Services Division (3013P)

Resource Allocation Summary

	Actual 2019-20	Actual 2020-21	Adopted 2021-22	Revised 2022-23	Recomm 2022-23	Change 2022-23
Total Sources	2,273,074	2,578,838	4,034,094	4,040,395	4,189,530	149,135
Total Requirements	12,195,491	15,725,717	15,081,901	15,183,148	15,755,202	572,054
Net County Cost	9,922,417	13,146,879	11,047,807	11,142,753	11,565,672	422,919
Salary Resolution	52.0	55.0	54.0	55.0	55.0	—
Funded FTE	52.0	55.0	54.0	54.8	54.8	—

6. Adjustments to Provide Current Level Services: Budget adjustments are made to reflect current costs for existing levels of service and performance in FY 2022-23, including: negotiated salary and benefit increases; merit increases and adjustments to retiree health contributions; increases in internal service charges; and elimination of one-time revenues and expenditures. Net funding adjustments in FY 2022-23 total \$203,105.

	CLB Funding Adjustments FY 2022-23
Sources	149,135
Requirements	
Gross Appropriations	347,540
Intrafund Transfers	4,700
Net County Cost	203,105
Positions	—

7. Records Technician II: To better align operational needs, one Records Supervisor is being deleted and replaced with one Records Technician II in FY 2022-23.

	RLB Funding Adjustments FY 2022-23
Sources	—
Requirements	
Gross Appropriations	(30,186)
Intrafund Transfers	—
Net County Cost	(30,186)
Positions	—

8. Hiring Incentive Program: This action allocates funding for new employees hired into hard-to-fill positions as an additional recruitment tool. This pilot program was approved by the Board of Supervisors in FY 2021-22.

RLB Funding Adjustments FY 2022-23	
Sources	—
Requirements	
Gross Appropriations	250,000
Intrafund Transfers	—
Net County Cost	250,000
Positions	—

FY 2022-23 Total Funding Adjustments

Total Funding Adjustments	
Sources	149,135
Requirements	
Gross Appropriations	567,354
Intrafund Transfers	4,700
Net County Cost	422,919
Positions	—

Forensic Laboratory Division (3017P)

Resource Allocation Summary

	Actual 2019-20	Actual 2020-21	Adopted 2021-22	Revised 2022-23	Recomm 2022-23	Change 2022-23
Total Sources	4,370,600	4,555,750	5,198,457	4,907,704	5,055,046	147,342
Total Requirements	7,862,523	8,982,148	9,233,988	9,027,028	9,739,306	712,278
Net County Cost	3,491,922	4,426,399	4,035,531	4,119,324	4,684,260	564,936
Salary Resolution	29.0	29.0	28.0	28.0	28.0	—
Funded FTE	29.0	29.0	28.0	28.0	28.0	—

9. Adjustments to Provide Current Level Services: Budget adjustments are made to reflect current costs for existing levels of service and performance in FY 2022-23, including: negotiated salary and benefit increases; merit increases and adjustments to retiree health contributions; increases in internal service charges; and elimination of one-time revenues and expenditures. Net funding adjustments in FY 2022-23 total \$564,936.

	CLB Funding Adjustments FY 2022-23
Sources	147,342
Requirements	
Gross Appropriations	712,278
Intrafund Transfers	—
Net County Cost	564,936
Positions	—

FY 2022-23 Total Funding Adjustments

	Total Funding Adjustments
Sources	147,342
Requirements	
Gross Appropriations	712,278
Intrafund Transfers	—
Net County Cost	564,936
Positions	—

Patrol Division (3051P)

Resource Allocation Summary

	Actual 2019-20	Actual 2020-21	Adopted 2021-22	Revised 2022-23	Recomm 2022-23	Change 2022-23
Total Sources	36,664,853	38,564,269	42,470,155	42,187,167	45,062,628	2,875,461
Total Requirements	52,837,437	55,444,036	60,160,792	60,139,569	62,877,577	2,738,008
Net County Cost	16,172,584	16,879,767	17,690,637	17,952,402	17,814,949	(137,453)
Salary Resolution	163.0	166.0	167.0	167.0	167.0	—
Funded FTE	159.5	162.5	163.5	163.5	163.5	—

10. Adjustments to Provide Current Level Services: Budget adjustments are made to reflect current costs for existing levels of service and performance in FY 2022-23, including: negotiated salary and benefit increases; merit increases and adjustments to retiree health contributions; increases in internal service charges; and elimination of one-time revenues and expenditures. Net funding adjustments in FY 2022-23 total (\$137,453).

	CLB Funding Adjustments FY 2022-23
Sources	2,875,461
Requirements	
Gross Appropriations	2,722,672
Intrafund Transfers	15,336
Net County Cost	(137,453)
Positions	—

FY 2022-23 Total Funding Adjustments

	Total Funding Adjustments
Sources	2,875,461
Requirements	
Gross Appropriations	2,722,672
Intrafund Transfers	15,336
Net County Cost	(137,453)
Positions	—

Investigations Bureau (3053P)

Resource Allocation Summary

	Actual 2019-20	Actual 2020-21	Adopted 2021-22	Revised 2022-23	Recomm 2022-23	Change 2022-23
Total Sources	14,707,225	13,870,017	22,131,052	22,594,825	22,239,554	(355,271)
Total Requirements	24,154,859	23,482,407	31,960,841	31,882,071	32,391,550	509,479
Net County Cost	9,447,634	9,612,390	9,829,789	9,287,246	10,151,996	864,750
Salary Resolution	90.0	90.0	86.0	88.0	88.0	—
Funded FTE	90.0	90.0	85.9	88.0	88.0	—

11. Adjustments to Provide Current Level Services: Budget adjustments are made to reflect current costs for existing levels of service and performance in FY 2022-23, including: negotiated salary and benefit increases; merit increases and adjustments to retiree health contributions; increases in internal service charges; and elimination of one-time revenues and expenditures. Net funding adjustments in FY 2022-23 total \$864,750.

	CLB Funding Adjustments FY 2022-23
Sources	(345,983)
Requirements	
Gross Appropriations	518,767
Intrafund Transfers	—
Net County Cost	864,750
Positions	—

12. Unclassified Community Program Specialist II: To address grant supported services within the High Intensity Drug Trafficking Areas (HIDTA), one vacant Unclassified Crime Analyst is deleted and replaced with an Unclassified Community Program Specialist II.

	RLB Funding Adjustments FY 2022-23
Sources	(9,288)
Requirements	
Gross Appropriations	(9,288)
Intrafund Transfers	—
Net County Cost	—
Positions	—

13. Position Transfers: To better align staffing, several positions within the Investigations Bureau have been moved between units and carry no fiscal impact. These positions include; two Legal Office Specialist, one Sheriff's Lieutenant, three Deputy Sheriff, and one Sheriff's Sergeant.

RLB Funding Adjustments FY 2022-23	
Sources	—
Requirements	
Gross Appropriations	—
Intrafund Transfers	—
Net County Cost	—
Positions	—

FY 2022-23 Total Funding Adjustments

Total Funding Adjustments	
Sources	(355,271)
Requirements	
Gross Appropriations	509,479
Intrafund Transfers	—
Net County Cost	864,750
Positions	—

Homeland Security Division (3055P)

Resource Allocation Summary

	Actual 2019-20	Actual 2020-21	Adopted 2021-22	Revised 2022-23	Recomm 2022-23	Change 2022-23
Total Sources	4,684,172	3,792,175	4,466,440	3,619,676	6,031,206	2,411,530
Total Requirements	7,628,909	7,804,848	6,419,839	5,586,412	8,019,461	2,433,049
Net County Cost	2,944,737	4,012,674	1,953,399	1,966,736	1,988,255	21,519
Salary Resolution	14.0	14.0	5.0	5.0	5.0	—
Funded FTE	14.0	14.0	5.0	5.0	5.0	—

14. Adjustments to Provide Current Level Services: Budget adjustments are made to reflect current costs for existing levels of service and performance in FY 2022-23, including: negotiated salary and benefit increases; merit increases and adjustments to retiree health contributions; increases in internal service charges; elimination of one-time revenues and expenditures; and adjustments to revenue and appropriations that offset operations supported by UASI and State Homeland Security grants. Net funding adjustments in FY 2022-23 total \$21,519.

	CLB Funding Adjustments FY 2022-23
Sources	2,411,530
Requirements	
Gross Appropriations	2,433,049
Intrafund Transfers	—
Net County Cost	21,519
Positions	—

FY 2022-23 Total Funding Adjustments

	Total Funding Adjustments
Sources	2,411,530
Requirements	
Gross Appropriations	2,433,049
Intrafund Transfers	—
Net County Cost	21,519
Positions	—

Corrections Division (3101P)

Resource Allocation Summary

	Actual 2019-20	Actual 2020-21	Adopted 2021-22	Revised 2022-23	Recomm 2022-23	Change 2022-23
Total Sources	32,077,475	32,716,790	32,359,585	32,266,490	35,675,440	3,408,950
Total Requirements	117,892,664	112,632,134	115,549,465	115,828,302	117,486,504	1,658,202
Net County Cost	85,815,190	79,915,345	83,189,880	83,561,812	81,811,064	(1,750,748)
Salary Resolution	364.0	372.0	364.0	363.0	362.0	(1.0)
Funded FTE	364.0	372.0	364.0	362.9	361.9	(1.0)

15. Adjustments to Provide Current Level Services: Budget adjustments are made to reflect current costs for existing levels of service and performance in FY 2022-23, including: negotiated salary and benefit increases; merit increases and adjustments to retiree health contributions; increases in internal service charges; and adjustment to revenues and expenditures. Net funding adjustments in FY 2022-23 total (\$1,648,165).

	CLB Funding Adjustments FY 2022-23
Sources	3,408,950
Requirements	
Gross Appropriations	1,861,510
Intrafund Transfers	(100,725)
Net County Cost	(1,648,165)
Positions	—

16. Storekeeper II: To better address Sheriff's Office ongoing staffing needs, one vacant Storekeeper II is deleted from the Corrections Division in FY 2022-23. This change is made to partially offset staffing adjustments made to the Fiscal Bureau within Administrative Services.

	RLB Funding Adjustments FY 2022-23
Sources	—
Requirements	
Gross Appropriations	(102,583)
Intrafund Transfers	—
Net County Cost	(102,583)
Positions	(1)

FY 2022-23 Total Funding Adjustments

	Total Funding Adjustments
Sources	3,408,950
Requirements	
Gross Appropriations	1,758,927
Intrafund Transfers	(100,725)
Net County Cost	(1,750,748)
Positions	(1)

Court Security and Transportation Bureau (3158P)

Resource Allocation Summary

	Actual 2019-20	Actual 2020-21	Adopted 2021-22	Revised 2022-23	Recomm 2022-23	Change 2022-23
Total Sources	13,691,805	14,268,478	17,116,611	16,948,577	16,593,443	(355,134)
Total Requirements	20,217,826	20,170,893	24,349,129	24,231,010	23,580,916	(650,094)
Net County Cost	6,526,021	5,902,415	7,232,518	7,282,433	6,987,473	(294,960)
Salary Resolution	70.0	70.0	70.0	70.0	70.0	—
Funded FTE	70.0	70.0	70.0	70.0	70.0	—

17. Adjustments to Provide Current Level Services: Budget adjustments are made to reflect current costs for existing levels of service and performance in FY 2022-23, including: negotiated salary and benefit increases; merit increases and adjustments to retiree health contributions; increases in internal service charges; and adjustment to revenues and expenditures. Net funding adjustments in FY 2022-23 total (\$294,960).

	CLB Funding Adjustments FY 2022-23
Sources	(355,134)
Requirements	
Gross Appropriations	(647,675)
Intrafund Transfers	(2,419)
Net County Cost	(294,960)
Positions	—

FY 2022-23 Total Funding Adjustments

	Total Funding Adjustments
Sources	(355,134)
Requirements	
Gross Appropriations	(647,675)
Intrafund Transfers	(2,419)
Net County Cost	(294,960)
Positions	—

Probation Department (3200B)

All Funds FY 2022-23 Budget Unit Summary

	Actual 2019-20	Actual 2020-21	Adopted 2021-22	Revised 2022-23	Recomm 2022-23	Change 2022-23
Sources						
Taxes	—	9,576	—	—	—	—
Fines, Forfeitures and Penalties	11,365	12,169	12,066	12,066	11,910	(156)
Intergovernmental Revenues	32,705,863	35,787,053	37,585,872	37,585,872	38,411,840	825,968
Charges for Services	1,347,377	993,248	—	—	—	—
Interfund Revenue	2,845	3,070	—	—	—	—
Miscellaneous Revenue	528,282	496,874	188,494	188,494	188,494	—
Total Revenue	34,595,731	37,301,991	37,786,432	37,786,432	38,612,244	825,812
Fund Balance	11,519,313	18,493,825	25,799,228	23,913,135	34,605,611	10,692,476
Total Sources	46,115,044	55,795,816	63,585,660	61,699,567	73,217,855	11,518,288
Requirements						
Salaries and Benefits	58,174,564	60,203,034	73,380,567	73,842,691	70,228,697	(3,613,994)
Services and Supplies	4,215,566	4,295,027	6,472,509	6,348,764	7,445,477	1,096,713
Other Charges	9,762,449	9,602,880	10,551,136	11,085,667	10,649,914	(435,753)
Fixed Assets	45,185	55,605	500,000	1,500,000	1,500,000	—
Other Financing Uses	6,529,556	6,385,601	6,450,626	6,452,131	6,452,131	—
Gross Appropriations	78,727,320	80,542,146	97,354,838	99,229,253	96,276,219	(2,953,034)
Intrafund Transfers	(172,830)	(177,500)	(132,948)	(132,948)	(132,948)	—
Net Appropriations	78,554,490	80,364,646	97,221,890	99,096,305	96,143,271	(2,953,034)
Contingencies/Dept Reserves	11,519,313	18,493,825	25,299,228	22,413,135	33,105,611	10,692,476
Total Requirements	90,073,803	98,858,471	122,521,118	121,509,440	129,248,882	7,739,442
Net County Cost	43,958,759	43,062,656	58,935,458	59,809,873	56,031,027	(3,778,846)
Salary Resolution	384.0	383.0	383.0	383.0	352.0	(31.0)
Funded FTE	381.4	380.4	379.2	379.0	348.0	(31.0)

Administrative Services (3211P)

Resource Allocation Summary

	Actual 2019-20	Actual 2020-21	Adopted 2021-22	Revised 2022-23	Recomm 2022-23	Change 2022-23
Total Sources	8,525,242	9,216,891	16,814,844	14,928,751	25,664,709	10,735,958
Total Requirements	14,864,464	16,415,989	27,482,951	25,898,216	35,806,055	9,907,839
Net County Cost	6,339,223	7,199,098	10,668,107	10,969,465	10,141,346	(828,119)
Salary Resolution	37.0	35.0	38.0	35.0	34.0	(1.0)
Funded FTE	37.0	35.0	38.0	35.0	34.0	(1.0)

1. Adjustments to Provide Current Level Services: Budget adjustments are made to reflect current costs for existing levels of service and performance in FY 2022-23, including: negotiated salary and benefit increases; merit increases and adjustments to retiree health contributions; increases in internal service charges; and elimination of one-time revenues and expenditures. As a one-time funding source, Fund Balance is removed from the Current Level Budget. Net funding adjustments in FY 2022-23 total \$12,419,748.

	CLB Funding Adjustments FY 2022-23
Sources	(13,137,516)
Requirements	
Gross Appropriations	(717,768)
Intrafund Transfers	—
Net County Cost	12,419,748
Positions	—

2. Fund Balance Adjustment: This action re-appropriates Fund Balance from the prior year and includes adjustments to Year-End Fund Balance.

	RLB Funding Adjustments FY 2022-23
Sources	23,873,474
Requirements	
Gross Appropriations	—
Intrafund Transfers	—
Contingencies/Dept Reserves	10,692,476
Net County Cost	(13,180,998)
Positions	—

3. Position Adjustments : To better align operational needs, one vacant Administrative Secretary III - Confidential and one vacant Office Specialist are deleted, and one Senior Accountant is added in FY 2022-23.

RLB Funding Adjustments FY 2022-23	
Sources	—
Requirements	
Gross Appropriations	(66,869)
Intrafund Transfers	—
Net County Cost	(66,869)
Positions	(1)

FY 2022-23 Total Funding Adjustments

Total Funding Adjustments	
Sources	10,735,958
Requirements	
Gross Appropriations	(784,637)
Intrafund Transfers	—
Contingencies/Dept Reserves	10,692,476
Net County Cost	(828,119)
Positions	(1)

Adult Services (3227P)

Resource Allocation Summary

	Actual 2019-20	Actual 2020-21	Adopted 2021-22	Revised 2022-23	Recomm 2022-23	Change 2022-23
Total Sources	14,063,392	16,832,053	16,714,573	16,714,573	14,391,369	(2,323,204)
Total Requirements	29,096,073	31,627,876	36,517,188	36,776,335	33,647,286	(3,129,049)
Net County Cost	15,032,681	14,795,824	19,802,615	20,061,762	19,255,917	(805,845)
Salary Resolution	172.0	178.0	175.0	176.0	155.0	(21.0)
Funded FTE	171.5	177.5	173.9	174.9	153.9	(21.0)

4. Adjustments to Provide Current Level Services: Budget adjustments are made to reflect current costs for existing levels of service and performance in FY 2022-23, including: negotiated salary and benefit increases; merit increases and adjustments to retiree health contributions; increases in internal service charges; and elimination of one-time revenues and expenditures. As a one-time funding source, Fund Balance is removed from the Current Level Budget. Net funding adjustments in FY 2022-23 total \$3,292,750.

	CLB Funding Adjustments FY 2022-23
Sources	(2,633,168)
Requirements	
Gross Appropriations	659,582
Intrafund Transfers	—
Net County Cost	3,292,750
Positions	—

5. Fund Balance Adjustment: This action re-appropriates Fund Balance from the prior year and includes adjustments to Year-End Fund Balance.

	RLB Funding Adjustments FY 2022-23
Sources	309,964
Requirements	
Gross Appropriations	—
Intrafund Transfers	—
Net County Cost	(309,964)
Positions	—

6. Twenty-one Position Reductions: To align operational needs to the changing environment, fifteen vacant Deputy Probation Officer III, five vacant Legal Office Specialist, and one Probation Services Manager I are deleted in FY 2022-23.

RLB Funding Adjustments FY 2022-23	
Sources	—
Requirements	
Gross Appropriations	(3,788,631)
Intrafund Transfers	—
Net County Cost	(3,788,631)
Positions	(21)

FY 2022-23 Total Funding Adjustments

Total Funding Adjustments	
Sources	(2,323,204)
Requirements	
Gross Appropriations	(3,129,049)
Intrafund Transfers	—
Net County Cost	(805,845)
Positions	(21)

Juvenile Services (3253P)

Resource Allocation Summary

	Actual 2019-20	Actual 2020-21	Adopted 2021-22	Revised 2022-23	Recomm 2022-23	Change 2022-23
Total Sources	23,526,411	29,746,872	30,056,243	30,056,243	33,161,777	3,105,534
Total Requirements	46,113,265	50,814,606	58,520,979	58,834,889	59,795,541	960,652
Net County Cost	22,586,855	21,067,734	28,464,736	28,778,646	26,633,764	(2,144,882)
Salary Resolution	175.0	170.0	170.0	172.0	163.0	(9.0)
Funded FTE	172.9	167.9	167.3	169.1	160.1	(9.0)

7. Adjustments to Provide Current Level Services: Budget adjustments are made to reflect current costs for existing levels of service and performance in FY 2022-23, including: negotiated salary and benefit increases; merit increases and adjustments to retiree health contributions; increases in internal service charges; increases in state Youthful Offender Block Grant and Division of Juvenile Justice (DJJ) Realignment Services revenues; increases in contracted services for DJJ realignment youth; and elimination of one-time revenues and expenditures. As a one-time funding source, Fund Balance is removed from the Current Level Budget. Net funding adjustments in FY 2022-23 total \$9,262,220.

	CLB Funding Adjustments FY 2022-23
Sources	(7,316,639)
Requirements	
Gross Appropriations	1,945,581
Intrafund Transfers	—
Net County Cost	9,262,220
Positions	—

8. Fund Balance Adjustment: This action re-appropriates Fund Balance from the prior year and includes adjustments to Year-End Fund Balance.

	RLB Funding Adjustments FY 2022-23
Sources	10,422,173
Requirements	
Gross Appropriations	—
Intrafund Transfers	—
Net County Cost	(10,422,173)
Positions	—

9. Nine Position Reductions: To align operational needs to the changing environment, five vacant Group Supervisor II, two vacant Group Supervisor III, one vacant Institutions Services Manager, and one vacant Probation Services Manager II are deleted in FY 2022-23.

RLB Funding Adjustments FY 2022-23	
Sources	—
Requirements	
Gross Appropriations	(984,929)
Intrafund Transfers	—
Net County Cost	(984,929)
Positions	(9)

FY 2022-23 Total Funding Adjustments

Total Funding Adjustments	
Sources	3,105,534
Requirements	
Gross Appropriations	960,652
Intrafund Transfers	—
Net County Cost	(2,144,882)
Positions	(9)

District Attorney's Office (2510B)

All Funds FY 2022-23 Budget Unit Summary

	Actual 2019-20	Actual 2020-21	Adopted 2021-22	Revised 2022-23	Recomm 2022-23	Change 2022-23
Sources						
Taxes	966,985	1,033,082	964,338	964,338	993,268	28,930
Fines, Forfeitures and Penalties	9,829	—	624,592	624,592	805,665	181,073
Intergovernmental Revenues	14,480,342	14,655,746	14,716,308	14,716,308	14,765,294	48,986
Charges for Services	190,843	205,210	204,769	204,769	204,769	—
Interfund Revenue	225,515	272,134	—	—	—	—
Miscellaneous Revenue	66,097	105,093	132,712	34,000	73,400	39,400
Total Revenue	15,939,611	16,271,265	16,642,719	16,544,007	16,842,396	298,389
Fund Balance	6,514,274	7,208,916	8,294,697	7,157,191	8,181,680	1,024,489
Total Sources	22,453,885	23,480,181	24,937,416	23,701,198	25,024,076	1,322,878
Requirements						
Salaries and Benefits	31,008,197	33,149,808	34,905,568	35,480,237	37,387,029	1,906,792
Services and Supplies	1,328,422	1,430,607	2,148,262	2,412,687	2,284,568	(128,119)
Other Charges	1,991,564	2,074,996	2,626,868	2,227,897	2,472,556	244,659
Fixed Assets	27,869	—	—	—	—	—
Other Financing Uses	151,969	148,157	145,349	146,686	154,005	7,319
Gross Appropriations	34,508,021	36,803,567	39,826,047	40,267,507	42,298,158	2,030,651
Intrafund Transfers	(150,343)	(221,429)	(538,183)	(545,091)	(453,279)	91,812
Net Appropriations	34,357,678	36,582,138	39,287,864	39,722,416	41,844,879	2,122,463
Contingencies/Dept Reserves	5,376,768	6,071,410	7,157,191	6,019,685	7,044,174	1,024,489
Non-General Fund Reserves	—	—	—	—	—	—
Total Requirements	39,734,446	42,653,548	46,445,055	45,742,101	48,889,053	3,146,952
Net County Cost	17,280,561	19,173,367	21,507,639	22,040,903	23,864,977	1,824,074
Salary Resolution	140.0	141.0	141.0	141.0	144.0	3.0
Funded FTE	139.0	140.5	139.4	140.5	143.5	3.0

District Attorney's Office (2510P)

Resource Allocation Summary

	Actual 2019-20	Actual 2020-21	Adopted 2021-22	Revised 2022-23	Recomm 2022-23	Change 2022-23
Total Sources	22,453,885	23,480,181	24,937,416	23,701,198	25,024,076	1,322,878
Total Requirements	39,734,446	42,653,548	46,445,055	45,742,101	48,889,053	3,146,952
Net County Cost	17,280,561	19,173,367	21,507,639	22,040,903	23,864,977	1,824,074
Salary Resolution	140.0	141.0	141.0	141.0	144.0	3.0
Funded FTE	139.0	140.5	139.4	140.5	143.5	3.0

1. Adjustments to Provide Current Level Services: Budget adjustments are made to reflect current costs for existing levels of service and performance in FY 2022-23, including: negotiated salary and benefit increases; merit increases and adjustments to retiree health contributions; increases in internal service charges; and elimination of one-time revenues and expenditures. As a one-time funding source, Fund Balance is removed from the Current Level Budget. Net funding adjustments in FY 2022-23 total \$8,143,591.

	CLB Funding Adjustments FY 2022-23
Sources	(6,858,802)
Requirements	
Gross Appropriations	1,192,977
Intrafund Transfers	91,812
Net County Cost	8,143,591
Positions	—

2. Two Deputy District Attorney Positions: To comply with new State mandates AB1437, SB775, and SB333 regarding Post Conviction Proceedings, two Deputy District Attorney positions are added in FY 2022-23.

	RLB Funding Adjustments FY 2022-23
Sources	—
Requirements	
Gross Appropriations	677,292
Intrafund Transfers	—
Net County Cost	677,292
Positions	2

3. Paralegal: To comply with new State mandates AB1437, SB775, and SB333 regarding Post Conviction Proceedings, one Paralegal position is added in FY 2022-23.

RLB Funding Adjustments FY 2022-23	
Sources	—
Requirements	
Gross Appropriations	130,382
Intrafund Transfers	—
Net County Cost	130,382
Positions	1

4. Fund Balance Adjustment: This action re-appropriates Fund Balance from the prior year and includes adjustment to Year-End Fund Balance

RLB Funding Adjustments FY 2022-23	
Sources	8,181,680
Requirements	
Gross Appropriations	—
Intrafund Transfers	—
Contingencies/Dept Reserves	1,024,489
Net County Cost	(7,157,191)
Positions	—

5. Attorney Employees - On-Call Pay: On-Call Pay was implemented for Unrepresented Attorney Employees effective February 20, 2022.

RLB Funding Adjustments FY 2022-23	
Sources	—
Requirements	
Gross Appropriations	30,000
Intrafund Transfers	—
Net County Cost	30,000
Positions	—

6. Management Analyst: To properly reflect classification of position, one Legal Executive Assistant is deleted, and one Management Analyst is added in FY 2022-23.

RLB Funding Adjustments FY 2022-23	
Sources	—
Requirements	
Gross Appropriations	—
Intrafund Transfers	—
Net County Cost	—
Positions	—

FY 2022-23 Total Funding Adjustments

Total Funding Adjustments	
Sources	1,322,878
Requirements	
Gross Appropriations	2,030,651
Intrafund Transfers	91,812
Contingencies/Dept Reserves	1,024,489
Net County Cost	1,824,074
Positions	3

County Support of the Courts (2700B)

All Funds FY 2022-23 Budget Unit Summary

	Actual 2019-20	Actual 2020-21	Adopted 2021-22	Revised 2022-23	Recomm 2022-23	Change 2022-23
Sources						
Fines, Forfeitures and Penalties	4,886,967	3,309,164	5,069,040	5,069,040	5,069,040	—
Charges for Services	1,373,274	1,286,601	1,305,921	1,305,921	1,305,921	—
Miscellaneous Revenue	1,391,676	1,578,540	1,168,221	1,168,221	1,168,221	—
Total Revenue	7,651,918	6,174,305	7,543,182	7,543,182	7,543,182	—
Total Sources	7,651,918	6,174,305	7,543,182	7,543,182	7,543,182	—
Requirements						
Salaries and Benefits	(153)	—	—	—	—	—
Services and Supplies	1,570,560	1,274,080	1,538,302	1,538,302	1,534,726	(3,576)
Other Charges	20,072,267	18,248,832	18,941,979	18,945,555	18,945,555	—
Other Financing Uses	4,826	—	7,739	7,739	7,739	—
Gross Appropriations	21,647,500	19,522,912	20,488,020	20,491,596	20,488,020	(3,576)
Intrafund Transfers						
Net Appropriations	21,647,500	19,522,912	20,488,020	20,491,596	20,488,020	(3,576)
Total Requirements	21,647,500	19,522,912	20,488,020	20,491,596	20,488,020	(3,576)
Net County Cost	13,995,583	13,348,607	12,944,838	12,948,414	12,944,838	(3,576)

County Support of the Courts (2700P)

Resource Allocation Summary

	Actual 2019-20	Actual 2020-21	Adopted 2021-22	Revised 2022-23	Recomm 2022-23	Change 2022-23
Total Sources	7,651,918	6,174,305	7,543,182	7,543,182	7,543,182	—
Total Requirements	21,647,500	19,522,912	20,488,020	20,491,596	20,488,020	(3,576)
Net County Cost	13,995,583	13,348,607	12,944,838	12,948,414	12,944,838	(3,576)

1. Adjustments to Provide Current Level Services: Budget adjustments are made to reflect current costs for existing levels of service and performance in FY 2022-23, including increases in internal service charges and elimination of one-time revenues and expenditures. Net funding adjustments in FY 2022-23 total (\$3,576).

	CLB Funding Adjustments FY 2022-23
Sources	—
Requirements	
Gross Appropriations	(3,576)
Intrafund Transfers	—
Net County Cost	(3,576)
Positions	—

FY 2022-23 Total Funding Adjustments

	Total Funding Adjustments
Sources	—
Requirements	
Gross Appropriations	(3,576)
Intrafund Transfers	—
Net County Cost	(3,576)
Positions	—

Private Defender Program (2800B)

All Funds FY 2022-23 Budget Unit Summary

	Actual 2019-20	Actual 2020-21	Adopted 2021-22	Revised 2022-23	Recomm 2022-23	Change 2022-23
Sources						
Intergovernmental Revenues	—	—	450,010	450,010	450,010	—
Charges for Services	464,538	305,795	600,000	600,000	654,624	54,624
Miscellaneous Revenue	—	—	—	—	—	—
Total Revenue	464,538	305,795	1,050,010	1,050,010	1,104,634	54,624
Total Sources	464,538	305,795	1,050,010	1,050,010	1,104,634	54,624
Requirements						
Services and Supplies	18,723,531	19,500,730	21,648,544	22,317,747	22,317,747	—
Other Charges	21,430	21,989	20,992	20,991	76,304	55,313
Other Financing Uses	37,077	36,728	36,964	36,966	36,966	—
Gross Appropriations	18,782,038	19,559,447	21,706,500	22,375,704	22,431,017	55,313
Intrafund Transfers						
Net Appropriations	18,782,038	19,559,447	21,706,500	22,375,704	22,431,017	55,313
Total Requirements	18,782,038	19,559,447	21,706,500	22,375,704	22,431,017	55,313
Net County Cost	18,317,500	19,253,652	20,656,490	21,325,694	21,326,383	689

Private Defender Program (2800P)

Resource Allocation Summary

	Actual 2019-20	Actual 2020-21	Adopted 2021-22	Revised 2022-23	Recomm 2022-23	Change 2022-23
Total Sources	464,538	305,795	1,050,010	1,050,010	1,104,634	54,624
Total Requirements	18,782,038	19,559,447	21,706,500	22,375,704	22,431,017	55,313
Net County Cost	18,317,500	19,253,652	20,656,490	21,325,694	21,326,383	689

1. Adjustments to Provide Current Level Services: Budget adjustments are made to reflect current costs for existing levels of service and performance in FY 2022-23, including: increases in internal service charges; and elimination of one-time revenues and expenditures. Net funding adjustments in FY 2022-23 total \$689.

	CLB Funding Adjustments FY 2022-23
Sources	54,624
Requirements	
Gross Appropriations	55,313
Intrafund Transfers	—
Net County Cost	689
Positions	—

FY 2022-23 Total Funding Adjustments

	Total Funding Adjustments
Sources	54,624
Requirements	
Gross Appropriations	55,313
Intrafund Transfers	—
Net County Cost	689
Positions	—

Coroner's Office (3300B)

All Funds FY 2022-23 Budget Unit Summary

	Actual 2019-20	Actual 2020-21	Adopted 2021-22	Revised 2022-23	Recomm 2022-23	Change 2022-23
Sources						
Licenses, Permits and Franchises	12,594	13,644	11,500	11,500	13,500	2,000
Intergovernmental Revenues	720,609	672,767	772,767	772,767	772,767	—
Charges for Services	261,598	362,593	278,254	292,029	300,250	8,221
Miscellaneous Revenue	13,793	1,558	600	900	4,500	3,600
Total Revenue	1,008,595	1,050,562	1,063,121	1,077,196	1,091,017	13,821
Fund Balance	205,307	153,835	70,214	63,518	70,130	6,612
Total Sources	1,213,902	1,204,397	1,133,335	1,140,714	1,161,147	20,433
Requirements						
Salaries and Benefits	2,392,904	2,353,498	3,006,889	2,920,488	3,073,815	153,327
Services and Supplies	918,698	1,173,849	1,331,186	1,241,201	1,435,737	194,536
Other Charges	403,264	482,886	432,954	438,521	482,554	44,033
Fixed Assets	—	—	—	—	—	—
Other Financing Uses	18,510	19,274	19,268	19,484	19,484	—
Gross Appropriations	3,733,378	4,029,508	4,790,297	4,619,694	5,011,590	391,896
Intrafund Transfers	(23,333)	—	(88,000)	—	(88,000)	(88,000)
Net Appropriations	3,710,045	4,029,508	4,702,297	4,619,694	4,923,590	303,896
Contingencies/Dept Reserves	114,990	63,518	63,518	—	70,130	70,130
Total Requirements	3,825,035	4,093,026	4,765,815	4,619,694	4,993,720	374,026
Net County Cost	2,611,133	2,888,629	3,632,480	3,478,980	3,832,573	353,593
Salary Resolution	14.0	15.0	15.0	15.0	15.0	—
Funded FTE	14.0	15.0	15.0	15.0	15.0	—

Coroner's Office (3300P)

Resource Allocation Summary

	Actual 2019-20	Actual 2020-21	Adopted 2021-22	Revised 2022-23	Recomm 2022-23	Change 2022-23
Total Sources	1,213,902	1,204,397	1,133,335	1,140,714	1,161,147	20,433
Total Requirements	3,825,035	4,093,026	4,765,815	4,619,694	4,993,720	374,026
Net County Cost	2,611,133	2,888,629	3,632,480	3,478,980	3,832,573	353,593
Salary Resolution	14.0	15.0	15.0	15.0	15.0	—
Funded FTE	14.0	15.0	15.0	15.0	15.0	—

1. Adjustments to Provide Current Level Services: Budget adjustments are made to reflect current costs for existing levels of service and performance in FY 2022-23, including: negotiated salary and benefit increases; merit increases and adjustments to retiree health contributions; increases in internal service charges; and elimination of one-time revenues and expenditures. As a one-time funding source, Fund Balance is removed from the Current Level Budget. Net funding adjustments in FY 2022-23 total \$439,482.

	CLB Funding Adjustments FY 2022-23
Sources	(49,697)
Requirements	
Gross Appropriations	407,655
Intrafund Transfers	(88,000)
Contingencies/Dept Reserves	70,130
Net County Cost	439,482
Positions	—

2. Fund Balance Adjustment: This action re-appropriates Fund Balance from the prior year and includes adjustments to Year-End Fund Balance.

	RLB Funding Adjustments FY 2022-23
Sources	70,130
Requirements	
Gross Appropriations	—
Intrafund Transfers	—
Contingencies/Dept Reserves	—
Net County Cost	(70,130)
Positions	—

FY 2022-23 Total Funding Adjustments

	Total Funding Adjustments
Sources	20,433
Requirements	
Gross Appropriations	407,655
Intrafund Transfers	(88,000)
Contingencies/Dept Reserves	70,130
Net County Cost	369,352
Positions	—

This page intentionally left blank

Health Services



County Health (5000D)

All Funds FY 2022-23 Budget Unit Summary

	Actual 2019-20	Actual 2020-21	Adopted 2021-22	Revised 2022-23	Recomm 2022-23	Change 2022-23
Sources						
Taxes	11,917,611	12,370,240	13,694,957	13,129,957	13,168,717	38,760
Licenses, Permits and Franchises	2,163,643	2,127,957	2,773,162	2,790,162	2,790,162	—
Fines, Forfeitures and Penalties	1,685,338	1,251,357	2,062,151	1,902,267	1,837,445	(64,822)
Use of Money and Property	1,131,191	634,528	1,188,942	1,188,942	1,188,942	—
Intergovernmental Revenues	324,770,472	332,857,905	390,457,227	351,271,801	354,814,096	3,542,295
Charges for Services	255,419,572	259,101,271	309,480,554	311,132,386	313,853,590	2,721,204
Interfund Revenue	13,325,064	15,299,054	14,597,447	14,591,092	16,025,216	1,434,124
Miscellaneous Revenue	21,349,549	22,058,118	37,991,830	25,911,985	25,922,579	10,594
Other Financing Sources	57,961,486	69,166,561	63,621,621	58,121,621	65,153,152	7,031,531
Total Revenue	689,723,926	714,866,991	835,867,891	780,040,213	794,753,899	14,713,686
Fund Balance	38,863,110	17,814,448	16,845,423	13,960,877	15,865,801	1,904,924
Total Sources	728,587,036	732,681,439	852,713,314	794,001,090	810,619,700	16,618,610
Requirements						
Salaries and Benefits	416,703,300	423,184,905	471,963,958	469,787,261	479,509,264	9,722,003
Services and Supplies	262,776,576	266,090,301	319,024,654	291,914,421	299,050,693	7,136,272
Other Charges	130,245,088	126,538,853	160,528,043	147,831,655	155,002,708	7,171,053
Reclassification of Expenses	—	—	361,753	361,753	57,724	(304,029)
Fixed Assets	361,406	263,578	5,438,500	4,132,500	4,132,500	—
Other Financing Uses	87,285,663	87,873,917	87,583,714	72,767,860	77,645,075	4,877,215
Gross Appropriations	897,372,033	903,951,554	1,044,900,622	986,795,450	1,015,397,964	28,602,514
Intrafund Transfers	(17,673,639)	(19,316,915)	(21,045,060)	(19,367,799)	(19,612,799)	(245,000)
Net Appropriations	879,698,394	884,634,639	1,023,855,562	967,427,651	995,785,165	28,357,514
Contingencies/Dept Reserves	10,861,368	10,881,345	10,695,898	9,805,898	10,141,225	335,327
Non-General Fund Reserves	6,893,093	23,612,605	3,264,979	3,293,463	3,259,640	(33,823)
Total Requirements	897,452,855	919,128,589	1,037,816,439	980,527,012	1,009,186,030	28,659,018
Net County Cost	168,865,819	186,447,149	185,103,125	186,525,922	198,566,330	12,040,408
Salary Resolution	2,208.0	2,209.0	2,225.0	2,227.0	2,231.0	4.0
Funded FTE	2,129.2	2,130.3	2,136.3	2,143.9	2,148.8	4.9

Health Administration (5500B)

All Funds FY 2022-23 Budget Unit Summary

	Actual 2019-20	Actual 2020-21	Adopted 2021-22	Revised 2022-23	Recomm 2022-23	Change 2022-23
Sources						
Intergovernmental Revenues	8,561,213	1,004,799	2,031,754	1,514,938	1,405,717	(109,221)
Charges for Services	2,206,585	1,902,076	2,206,533	1,880,509	2,202,884	322,375
Interfund Revenue	2,083,212	2,083,292	2,082,023	2,082,023	2,082,023	—
Miscellaneous Revenue	(8,796)	12,998	—	—	—	—
Total Revenue	12,842,214	5,003,166	6,320,310	5,477,470	5,690,624	213,154
Fund Balance	403,326	406,437	416,717	416,717	416,717	—
Total Sources	13,245,540	5,409,603	6,737,027	5,894,187	6,107,341	213,154
Requirements						
Salaries and Benefits	6,038,462	6,248,965	6,023,219	6,034,534	6,316,478	281,944
Services and Supplies	1,279,374	1,121,753	2,294,016	1,707,186	1,642,026	(65,160)
Other Charges	8,275,989	348,002	665,764	728,147	969,955	241,808
Fixed Assets	—	—	200,000	—	—	—
Other Financing Uses	5,102	5,024	4,790	4,825	4,387	(438)
Gross Appropriations	15,598,927	7,723,744	9,187,789	8,474,692	8,932,846	458,154
Intrafund Transfers	(2,762,008)	(2,740,211)	(2,867,479)	(2,997,222)	(3,242,222)	(245,000)
Net Appropriations	12,836,919	4,983,533	6,320,310	5,477,470	5,690,624	213,154
Contingencies/Dept Reserves	408,621	426,070	416,717	416,717	416,717	—
Total Requirements	13,245,540	5,409,603	6,737,027	5,894,187	6,107,341	213,154
Net County Cost	—	—	—	—	—	—
Salary Resolution	24.0	24.0	24.0	24.0	24.0	—
Funded FTE	23.8	23.8	23.8	23.8	23.8	—

Health Administration (5500P)

Resource Allocation Summary

	Actual 2019-20	Actual 2020-21	Adopted 2021-22	Revised 2022-23	Recomm 2022-23	Change 2022-23
Total Sources	13,245,540	5,409,603	6,737,027	5,894,187	6,107,341	213,154
Total Requirements	13,245,540	5,409,603	6,737,027	5,894,187	6,107,341	213,154
Net County Cost	—	—	—	—	—	—
Salary Resolution	24.0	24.0	24.0	24.0	24.0	—
Funded FTE	23.8	23.8	23.8	23.8	23.8	—

1. Adjustments to Provide Current Level Services: Budget adjustments are made to reflect current costs for existing levels of service and performance in FY 2022-23, including: negotiated salary and benefit increases; merit increases; increases in internal service charges; and elimination of one-time revenues and expenditures. As a one-time funding source, Fund Balance is removed from the Current Level Budget. Net funding adjustments in FY 2022-23 total \$416,717.

	CLB Funding Adjustments FY 2022-23
Sources	(203,563)
Requirements	
Gross Appropriations	458,154
Intrafund Transfers	(245,000)
Net County Cost	416,717
Positions	—

2. Fund Balance Adjustment: This action re-appropriates Fund Balance from the prior year and includes adjustments to Year-End Fund Balance.

	RLB Funding Adjustments FY 2022-23
Sources	416,717
Requirements	
Gross Appropriations	—
Intrafund Transfers	—
Net County Cost	(416,717)
Positions	—

FY 2022-23 Total Funding Adjustments

	Total Funding Adjustments
Sources	213,154
Requirements	
Gross Appropriations	458,154
Intrafund Transfers	(245,000)
Net County Cost	—
Positions	—

Health Coverage Unit (5510B)

All Funds FY 2022-23 Budget Unit Summary

	Actual 2019-20	Actual 2020-21	Adopted 2021-22	Revised 2022-23	Recomm 2022-23	Change 2022-23
Sources						
Intergovernmental Revenues	803,451	1,968,554	27,719	27,765	27,765	—
Charges for Services	1,650,000	2,046,879	4,266,955	3,127,275	3,127,275	—
Interfund Revenue	291,640	283,449	307,433	308,123	362,258	54,135
Miscellaneous Revenue	405,723	30,404	—	—	—	—
Total Revenue	3,150,813	4,329,286	4,602,107	3,463,163	3,517,298	54,135
Fund Balance	201,251	286,300	335,894	335,894	361,073	25,179
Total Sources	3,352,064	4,615,586	4,938,001	3,799,057	3,878,371	79,314
Requirements						
Salaries and Benefits	3,584,124	3,842,994	3,942,191	3,965,403	4,048,820	83,417
Services and Supplies	1,507,901	2,450,073	2,768,612	1,602,674	1,602,674	—
Other Charges	170,047	183,569	253,070	284,771	308,770	23,999
Fixed Assets	—	—	—	—	—	—
Gross Appropriations	5,262,072	6,476,636	6,963,873	5,852,848	5,960,264	107,416
Intrafund Transfers	—	(500)	—	—	—	—
Net Appropriations	5,262,072	6,476,136	6,963,873	5,852,848	5,960,264	107,416
Contingencies/Dept Reserves	201,251	286,300	335,894	335,894	361,073	25,179
Total Requirements	5,463,323	6,762,436	7,299,767	6,188,742	6,321,337	132,595
Net County Cost	2,111,258	2,146,850	2,361,766	2,389,685	2,442,966	53,281
Salary Resolution	27.0	26.0	26.0	26.0	26.0	—
Funded FTE	27.0	26.0	25.0	25.2	25.2	—

Health Coverage Unit (5510P)

Resource Allocation Summary

	Actual 2019-20	Actual 2020-21	Adopted 2021-22	Revised 2022-23	Recomm 2022-23	Change 2022-23
Total Sources	3,352,064	4,615,586	4,938,001	3,799,057	3,878,371	79,314
Total Requirements	5,463,323	6,762,436	7,299,767	6,188,742	6,321,337	132,595
Net County Cost	2,111,258	2,146,850	2,361,766	2,389,685	2,442,966	53,281
Salary Resolution	27.0	26.0	26.0	26.0	26.0	—
Funded FTE	27.0	26.0	25.0	25.2	25.2	—

1. Adjustments to Provide Current Level Services: Budget adjustments are made to reflect current costs for existing levels of service and performance in FY 2022-23, including: negotiated salary and benefit increases; merit increases and adjustments to retiree health contributions; increases in internal service charges; and elimination of one-time revenues and expenditures. As a one-time funding source, Fund Balance is removed from the Current Level Budget. Net funding adjustments in FY 2022-23 total \$389,175.

	CLB Funding Adjustments FY 2022-23
Sources	(281,759)
Requirements	
Gross Appropriations	107,416
Intrafund Transfers	—
Net County Cost	389,175
Positions	—

2. Fund Balance Adjustment: This action re-appropriates Fund Balance from the prior year and includes adjustments to Year-End Fund Balance.

	RLB Funding Adjustments FY 2022-23
Sources	361,073
Requirements	
Gross Appropriations	—
Intrafund Transfers	—
Contingencies/Dept Reserves	25,179
Net County Cost	(335,894)
Positions	—

FY 2022-23 Total Funding Adjustments

	Total Funding Adjustments
Sources	79,314
Requirements	
Gross Appropriations	107,416
Intrafund Transfers	—
Contingencies/Dept Reserves	25,179
Net County Cost	53,281
Positions	—

Public Health, Policy and Planning (5550B)

All Funds FY 2022-23 Budget Unit Summary

	Actual 2019-20	Actual 2020-21	Adopted 2021-22	Revised 2022-23	Recomm 2022-23	Change 2022-23
Sources						
Taxes	97,453	31,799	100,377	100,377	100,377	—
Licenses, Permits and Franchises	902,755	865,536	847,416	847,416	847,416	—
Fines, Forfeitures and Penalties	109	139	473	473	473	—
Intergovernmental Revenues	17,949,799	26,673,219	37,536,775	28,704,068	25,708,827	(2,995,241)
Charges for Services	2,556,539	2,375,758	3,079,654	3,162,387	4,758,568	1,596,181
Interfund Revenue	2,671,439	3,899,416	3,395,441	3,395,441	3,395,441	—
Miscellaneous Revenue	267,691	72,000	4,221,405	2,600,002	2,600,002	—
Other Financing Sources	—	—	—	—	—	—
Total Revenue	24,445,786	33,917,867	49,181,541	38,810,164	37,411,104	(1,399,060)
Fund Balance	853,158	734,984	821,563	770,732	845,384	74,652
Total Sources	25,298,944	34,652,851	50,003,104	39,580,896	38,256,488	(1,324,408)
Requirements						
Salaries and Benefits	22,625,466	30,081,412	36,002,576	35,080,760	35,861,152	780,392
Services and Supplies	12,586,587	15,483,729	23,614,214	15,278,321	14,460,738	(817,583)
Other Charges	2,439,859	2,642,495	3,343,135	3,552,074	3,552,074	—
Reclassification of Expenses	—	—	361,753	361,753	57,724	(304,029)
Fixed Assets	42,733	—	856,000	50,000	50,000	—
Other Financing Uses	25,688	27,372	49,724	52,709	52,709	—
Gross Appropriations	37,720,332	48,235,008	64,227,402	54,375,617	54,034,397	(341,220)
Intrafund Transfers	(1,627,803)	(1,610,317)	(1,588,553)	(1,958,134)	(1,958,134)	—
Net Appropriations	36,092,529	46,624,691	62,638,849	52,417,483	52,076,263	(341,220)
Contingencies/Dept Reserves	770,256	770,256	770,732	770,732	845,384	74,652
Total Requirements	36,862,785	47,394,947	63,409,581	53,188,215	52,921,647	(266,568)
Net County Cost	11,563,842	12,742,096	13,406,477	13,607,319	14,665,159	1,057,840
Salary Resolution	131.0	137.0	150.0	150.0	150.0	—
Funded FTE	130.5	136.5	149.5	149.6	149.6	—

Public Health, Policy and Planning (5550P)

Resource Allocation Summary

	Actual 2019-20	Actual 2020-21	Adopted 2021-22	Revised 2022-23	Recomm 2022-23	Change 2022-23
Total Sources	25,298,944	34,652,851	50,003,104	39,580,896	38,256,488	(1,324,408)
Total Requirements	36,862,785	47,394,947	63,409,581	53,188,215	52,921,647	(266,568)
Net County Cost	11,563,842	12,742,096	13,406,477	13,607,319	14,665,159	1,057,840
Salary Resolution	131.0	137.0	150.0	150.0	150.0	—
Funded FTE	130.5	136.5	149.5	149.6	149.6	—

1. Adjustments to Provide Current Level Services: Budget adjustments are made to reflect current costs for existing levels of service and performance in FY 2022-23, including: negotiated salary and benefit increases; merit increases and adjustments to retiree health contributions; increases in internal service charges; and elimination of one-time revenues and expenditures. As a one-time funding source, Fund Balance is removed from the Current Level Budget. Net funding adjustments in FY 2022-23 total \$1,828,572.

	CLB Funding Adjustments FY 2022-23
Sources	(2,169,792)
Requirements	
Gross Appropriations	(324,106)
Intrafund Transfers	—
Net County Cost	1,845,686
Positions	—

2. Fund Balance Adjustment: This action re-appropriates Fund Balance from the prior year and includes adjustments to Year-End Fund Balance.

	RLB Funding Adjustments FY 2022-23
Sources	845,384
Requirements	
Gross Appropriations	—
Intrafund Transfers	—
Contingencies/Dept Reserves	74,652
Net County Cost	(770,732)
Positions	—

3. Medical Office Specialist: To better align operational needs, one vacant Medical Office Assistant II is deleted, and a Medical Office Specialist is added.

RLB Funding Adjustments FY 2022-23	
Sources	—
Requirements	
Gross Appropriations	(17,114)
Intrafund Transfers	—
Net County Cost	(17,114)
Positions	—

FY 2022-23 Total Funding Adjustments

Total Funding Adjustments	
Sources	(1,324,408)
Requirements	
Gross Appropriations	(341,220)
Intrafund Transfers	—
Contingencies/Dept Reserves	74,652
Net County Cost	1,057,840
Positions	—

Health IT (5560B)

All Funds FY 2022-23 Budget Unit Summary

	Actual 2019-20	Actual 2020-21	Adopted 2021-22	Revised 2022-23	Recomm 2022-23	Change 2022-23
Sources						
Intergovernmental Revenues	3,009,508	3,760,428	3,418,334	—	—	—
Interfund Revenue	2,248,932	2,205,746	2,386,516	2,586,104	2,586,104	—
Miscellaneous Revenue	300	11,162	—	—	—	—
Total Revenue	5,258,740	5,977,336	5,804,850	2,586,104	2,586,104	—
Fund Balance	2,034,711	2,236,407	1,644,453	890,000	2,196,321	1,306,321
Total Sources	7,293,451	8,213,743	7,449,303	3,476,104	4,782,425	1,306,321
Requirements						
Salaries and Benefits	5,152,911	5,381,510	5,930,005	5,754,930	6,454,930	700,000
Services and Supplies	3,627,183	4,310,848	7,586,306	2,806,797	3,413,118	606,321
Other Charges	495,006	527,951	476,908	477,716	477,716	—
Other Financing Uses	334	362	345	347	347	—
Gross Appropriations	9,275,434	10,220,670	13,993,564	9,039,790	10,346,111	1,306,321
Intrafund Transfers	(4,229,901)	(3,639,870)	(7,434,261)	(5,563,686)	(5,563,686)	—
Net Appropriations	5,045,533	6,580,801	6,559,303	3,476,104	4,782,425	1,306,321
Contingencies/Dept Reserves	2,247,918	1,632,942	890,000	—	—	—
Total Requirements	7,293,451	8,213,743	7,449,303	3,476,104	4,782,425	1,306,321
Net County Cost	—	—	—	—	—	—
Salary Resolution	19.0	19.0	19.0	19.0	19.0	—
Funded FTE	19.0	19.0	19.0	19.0	19.0	—

Health IT (5560P)

Resource Allocation Summary

	Actual 2019-20	Actual 2020-21	Adopted 2021-22	Revised 2022-23	Recomm 2022-23	Change 2022-23
Total Sources	7,293,451	8,213,743	7,449,303	3,476,104	4,782,425	1,306,321
Total Requirements	7,293,451	8,213,743	7,449,303	3,476,104	4,782,425	1,306,321
Net County Cost	—	—	—	—	—	—
Salary Resolution	19.0	19.0	19.0	19.0	19.0	—
Funded FTE	19.0	19.0	19.0	19.0	19.0	—

1. Adjustments to Provide Current Level Services: Budget adjustments are made to reflect current costs for existing levels of service and performance in FY 2022-23, including negotiated salary and benefit increases and elimination of one-time expenditures. As a one-time funding source, Fund Balance is removed from the Current Level Budget. The larger Fund Balance amount backed out is re-appropriated for Health IT projects. There are no net funding adjustments.

	CLB Funding Adjustments FY 2022-23
Sources	(890,000)
Requirements	
Gross Appropriations	(890,000)
Intrafund Transfers	—
Net County Cost	—
Positions	—

2. Fund Balance Adjustment: This action re-appropriates Fund Balance from the prior year and includes adjustments to Year-End Fund Balance for projects that will continue through FY 2022-23: Health IT Data Tools, Health Information Exchange (HIE) Enhancements, Electronic Health Record, and Health Information Technology Strategy Planning Project.

	RLB Funding Adjustments FY 2022-23
Sources	2,196,321
Requirements	
Gross Appropriations	2,196,321
Intrafund Transfers	—
Net County Cost	—
Positions	—

FY 2022-23 Total Funding Adjustments

	Total Funding Adjustments
Sources	1,306,321
Requirements	
Gross Appropriations	1,306,321
Intrafund Transfers	—
Net County Cost	—
Positions	—

Emergency Medical Services GF (5600B)

All Funds FY 2022-23 Budget Unit Summary

	Actual 2019-20	Actual 2020-21	Adopted 2021-22	Revised 2022-23	Recomm 2022-23	Change 2022-23
Sources						
Taxes	79,423	74,451	36,736	36,736	36,736	—
Licenses, Permits and Franchises	47,428	50,886	43,000	33,000	33,000	—
Fines, Forfeitures and Penalties	13,000	—	139,131	143,305	—	(143,305)
Intergovernmental Revenues	1,715,282	2,157,059	1,681,466	1,200,321	1,200,321	—
Charges for Services	1,362,346	1,425,264	1,408,083	1,444,325	1,562,661	118,336
Interfund Revenue	—	349,288	839,180	559,907	638,390	78,483
Miscellaneous Revenue	6,431,834	6,410,967	6,824,981	7,045,076	7,055,670	10,594
Total Revenue	9,649,314	10,467,914	10,972,577	10,462,670	10,526,778	64,108
Fund Balance	490,270	512,932	491,087	489,825	489,825	—
Total Sources	10,139,584	10,980,846	11,463,664	10,952,495	11,016,603	64,108
Requirements						
Salaries and Benefits	2,317,670	2,571,248	2,552,266	2,524,250	2,588,073	63,823
Services and Supplies	6,946,208	7,363,137	8,104,241	7,615,993	7,615,993	—
Other Charges	362,774	415,204	462,017	467,397	467,397	—
Fixed Assets	—	170,170	—	—	—	—
Gross Appropriations	9,626,652	10,519,760	11,118,524	10,607,640	10,671,463	63,823
Intrafund Transfers	—	—	—	—	—	—
Net Appropriations	9,626,652	10,519,760	11,118,524	10,607,640	10,671,463	63,823
Contingencies/Dept Reserves	512,932	461,087	489,825	489,825	489,825	—
Total Requirements	10,139,584	10,980,846	11,608,349	11,097,465	11,161,288	63,823
Net County Cost	—	—	144,685	144,970	144,685	(285)
Salary Resolution	10.0	10.0	10.0	10.0	10.0	—
Funded FTE	10.0	10.0	10.0	10.0	10.0	—

Emergency Medical Services GF (5600P)

Resource Allocation Summary

	Actual 2019-20	Actual 2020-21	Adopted 2021-22	Revised 2022-23	Recomm 2022-23	Change 2022-23
Total Sources	10,139,584	10,980,846	11,463,664	10,952,495	11,016,603	64,108
Total Requirements	10,139,584	10,980,846	11,608,349	11,097,465	11,161,288	63,823
Net County Cost	—	—	144,685	144,970	144,685	(285)
Salary Resolution	10.0	10.0	10.0	10.0	10.0	—
Funded FTE	10.0	10.0	10.0	10.0	10.0	—

1. Adjustments to Provide Current Level Services: Budget adjustments are made to reflect current costs for existing levels of service and performance in FY 2022-23, including: negotiated salary and benefit increases; merit increases and adjustments to retiree health contributions; increases in internal service charges; and elimination of one-time revenues and expenditures. As a one-time funding source, Fund Balance is removed from the Current Level Budget. Net funding adjustments in FY 2022-23 total \$489,540.

	CLB Funding Adjustments FY 2022-23
Sources	(425,717)
Requirements	
Gross Appropriations	63,823
Intrafund Transfers	—
Net County Cost	489,540
Positions	—

2. Fund Balance Adjustment: This action re-appropriates Fund Balance from the prior year and includes adjustments to Year-End Fund Balance.

	RLB Funding Adjustments FY 2022-23
Sources	489,825
Requirements	
Gross Appropriations	—
Intrafund Transfers	—
Net County Cost	(489,825)
Positions	—

FY 2022-23 Total Funding Adjustments

	Total Funding Adjustments
Sources	64,108
Requirements	
Gross Appropriations	63,823
Intrafund Transfers	—
Net County Cost	(285)
Positions	—

Emergency Medical Services Fund (5630B)

All Funds FY 2022-23 Budget Unit Summary

	Actual 2019-20	Actual 2020-21	Adopted 2021-22	Revised 2022-23	Recomm 2022-23	Change 2022-23
Sources						
Fines, Forfeitures and Penalties	1,395,878	1,179,421	1,640,574	1,476,516	1,554,999	78,483
Use of Money and Property	49,362	38,146	28,159	28,159	28,159	—
Miscellaneous Revenue	17,395	11,390	26,469	26,469	26,469	—
Total Revenue	1,462,635	1,228,957	1,695,202	1,531,144	1,609,627	78,483
Fund Balance	2,373,961	2,943,113	3,311,172	1,615,175	1,581,352	(33,823)
Total Sources	3,836,596	4,172,070	5,006,374	3,146,319	3,190,979	44,660
Requirements						
Services and Supplies	893,483	860,898	3,391,199	1,502,660	1,581,143	78,483
Gross Appropriations	893,483	860,898	3,391,199	1,502,660	1,581,143	78,483
Intrafund Transfers						
Net Appropriations	893,483	860,898	3,391,199	1,502,660	1,581,143	78,483
Contingencies/Dept Reserves	—	—	—	—	—	—
Non-General Fund Reserves	2,943,113	3,311,172	1,615,175	1,643,659	1,609,836	(33,823)
Total Requirements	3,836,596	4,172,070	5,006,374	3,146,319	3,190,979	44,660
Net County Cost	—	—	—	—	—	—

Emergency Medical Services Fund (5630P)

Resource Allocation Summary

	Actual 2019-20	Actual 2020-21	Adopted 2021-22	Revised 2022-23	Recomm 2022-23	Change 2022-23
Total Sources	3,836,596	4,172,070	5,006,374	3,146,319	3,190,979	44,660
Total Requirements	3,836,596	4,172,070	5,006,374	3,146,319	3,190,979	44,660
Net County Cost	—	—	—	—	—	—

1. Adjustments to Provide Current Level Services: Budget adjustments are made to reflect current costs for existing levels of service and performance in FY 2022-23, including one-time revenues and expenditures. As a one-time funding source, Fund Balance is removed from the Current Level Budget. Net funding adjustments in FY 2022-23 total \$1,615,175.

	CLB Funding Adjustments FY 2022-23
Sources	(1,536,692)
Requirements	
Gross Appropriations	78,483
Intrafund Transfers	—
Net County Cost	1,615,175
Positions	—

2. Fund Balance Adjustment: This action re-appropriates Fund Balance from the prior year and includes adjustments to Year-End Fund Balance.

	RLB Funding Adjustments FY 2022-23
Sources	1,581,352
Requirements	
Gross Appropriations	—
Intrafund Transfers	—
Contingencies/Dept Reserves	—
Non-General Fund Reserves	(33,823)
Net County Cost	(1,615,175)
Positions	—

FY 2022-23 Total Funding Adjustments

	Total Funding Adjustments
Sources	44,660
Requirements	
Gross Appropriations	78,483
Intrafund Transfers	—
Contingencies/Dept Reserves	—
Non-General Fund Reserves	(33,823)
Net County Cost	—
Positions	—

Aging and Adult Services (5700B)

All Funds FY 2022-23 Budget Unit Summary

	Actual 2019-20	Actual 2020-21	Adopted 2021-22	Revised 2022-23	Recomm 2022-23	Change 2022-23
Sources						
Taxes	1,899,115	1,320,360	1,321,025	1,256,025	1,256,025	—
Fines, Forfeitures and Penalties	57,219	63,602	57,219	57,219	57,219	—
Use of Money and Property	689,802	533,728	689,844	689,844	689,844	—
Intergovernmental Revenues	15,604,598	16,953,360	22,855,580	19,669,375	21,626,467	1,957,092
Charges for Services	2,520,078	2,470,574	2,786,460	2,786,460	2,786,460	—
Interfund Revenue	422,305	426,826	422,306	422,306	422,306	—
Miscellaneous Revenue	282,717	281,074	282,608	282,608	282,608	—
Total Revenue	21,475,833	22,049,523	28,415,042	25,163,837	27,120,929	1,957,092
Fund Balance	675,889	628,391	740,955	741,733	741,733	—
Total Sources	22,151,722	22,677,914	29,155,997	25,905,570	27,862,662	1,957,092
Requirements						
Salaries and Benefits	22,017,825	22,358,395	25,483,530	25,555,572	27,353,731	1,798,159
Services and Supplies	4,156,469	3,804,203	4,466,298	4,421,479	4,336,304	(85,175)
Other Charges	7,059,348	8,497,453	12,014,538	8,923,643	9,756,705	833,062
Other Financing Uses	12,173	13,183	12,569	11,765	11,765	—
Gross Appropriations	33,245,815	34,673,234	41,976,935	38,912,459	41,458,505	2,546,046
Intrafund Transfers	(2,364,927)	(1,988,080)	(3,028,574)	(3,028,574)	(3,028,574)	—
Net Appropriations	30,880,888	32,685,154	38,948,361	35,883,885	38,429,931	2,546,046
Contingencies/Dept Reserves	741,733	741,733	741,733	741,733	741,733	—
Total Requirements	31,622,621	33,426,887	39,690,094	36,625,618	39,171,664	2,546,046
Net County Cost	9,470,899	10,748,973	10,534,097	10,720,048	11,309,002	588,954
Salary Resolution	144.0	144.0	144.0	144.0	150.0	6.0
Funded FTE	144.0	144.0	143.7	143.7	149.7	6.0

Aging and Adult Services (5700P)

Resource Allocation Summary

	Actual 2019-20	Actual 2020-21	Adopted 2021-22	Revised 2022-23	Recomm 2022-23	Change 2022-23
Total Sources	22,151,722	22,677,914	29,155,997	25,905,570	27,862,662	1,957,092
Total Requirements	31,622,621	33,426,887	39,690,094	36,625,618	39,171,664	2,546,046
Net County Cost	9,470,899	10,748,973	10,534,097	10,720,048	11,309,002	588,954
Salary Resolution	144.0	144.0	144.0	144.0	150.0	6.0
Funded FTE	144.0	144.0	143.7	143.7	149.7	6.0

1. Adjustments to Provide Current Level Services: Budget adjustments are made to reflect current costs for existing levels of service and performance in FY 2022-23, including: negotiated salary and benefit increases and merit increases and adjustments to retiree health contributions. As a one-time funding source, Fund Balance is removed from the Current Level Budget. Net funding adjustments in FY 2022-23 total \$1,330,687.

	CLB Funding Adjustments FY 2022-23
Sources	(741,733)
Requirements	
Gross Appropriations	588,954
Intrafund Transfers	—
Net County Cost	1,330,687
Positions	—

2. Social Worker: This action deletes a vacant Deputy Public Guardian Conservator position and adds a Social Worker position. The latter classification is better aligned in meeting the needs of the division's In-Home Supportive Services unit and its increased caseload.

	RLB Funding Adjustments FY 2022-23
Sources	34,366
Requirements	
Gross Appropriations	34,366
Intrafund Transfers	—
Net County Cost	—
Positions	—

3. Management Analyst: This action deletes a vacant Senior Accountant position and adds a Management Analyst position. The latter classification better meets the needs of the division's Administrative and Financial Services unit in providing budget, performance, and audit oversight for its complex funding sources.

RLB Funding Adjustments FY 2022-23	
Sources	18,299
Requirements	
Gross Appropriations	18,299
Intrafund Transfers	—
Net County Cost	—
Positions	—

4. Position Additions: Four classified and two unclassified social workers are added to better meet operational needs of increased caseload and program growth in the In-Home Supportive Services program. The revenue source is from a federal funding source and realignment revenue.

RLB Funding Adjustments FY 2022-23	
Sources	949,512
Requirements	
Gross Appropriations	949,512
Intrafund Transfers	—
Net County Cost	—
Positions	6

5. Senior Nutrition Infrastructure Grant: One-time funds are allocated from the State Department of Aging to support the community-based senior nutrition program provided by community-based organizations.

RLB Funding Adjustments FY 2022-23	
Sources	954,915
Requirements	
Gross Appropriations	954,915
Intrafund Transfers	—
Net County Cost	—
Positions	—

6. Fund Balance Adjustment: This action re-appropriates Fund Balance from the prior year and includes adjustments to Year-End Fund Balance.

RLB Funding Adjustments FY 2022-23	
Sources	741,733
Requirements	
Gross Appropriations	—
Intrafund Transfers	—
Contingencies/Dept Reserves	—
Net County Cost	(741,733)
Positions	—

FY 2022-23 Total Funding Adjustments

Total Funding Adjustments	
Sources	1,957,092
Requirements	
Gross Appropriations	2,546,046
Intrafund Transfers	—
Contingencies/Dept Reserves	—
Net County Cost	588,954
Positions	6

IHSS Public Authority (5800B)

All Funds FY 2022-23 Budget Unit Summary

	Actual 2019-20	Actual 2020-21	Adopted 2021-22	Revised 2022-23	Recomm 2022-23	Change 2022-23
Sources						
Use of Money and Property	20,939	(4,026)	20,939	20,939	20,939	—
Intergovernmental Revenues	22,717,061	23,626,266	27,486,233	28,687,403	28,687,403	—
Interfund Revenue	4,183,236	4,259,357	4,183,236	4,183,236	4,183,236	—
Miscellaneous Revenue	388,543	411,476	386,908	386,908	386,908	—
Total Revenue	27,309,778	28,293,073	32,077,316	33,278,486	33,278,486	—
Fund Balance	860,857	860,804	1,649,804	1,649,804	1,649,804	—
Total Sources	28,170,635	29,153,877	33,727,120	34,928,290	34,928,290	—
Requirements						
Salaries and Benefits	1,579,088	1,679,544	1,883,157	1,883,157	1,883,157	—
Services and Supplies	5,848,668	6,737,778	7,611,209	7,611,209	7,611,209	—
Other Charges	19,880,488	19,086,278	22,582,499	23,783,666	23,783,666	—
Other Financing Uses	437	473	451	454	454	—
Gross Appropriations	27,308,680	27,504,073	32,077,316	33,278,486	33,278,486	—
Intrafund Transfers	—	—	—	—	—	—
Net Appropriations	27,308,680	27,504,073	32,077,316	33,278,486	33,278,486	—
Contingencies/Dept Reserves	—	—	—	—	—	—
Non-General Fund Reserves	861,955	1,649,804	1,649,804	1,649,804	1,649,804	—
Total Requirements	28,170,635	29,153,877	33,727,120	34,928,290	34,928,290	—
Net County Cost	—	—	—	—	—	—

IHSS Public Authority (5800P)

Resource Allocation Summary

	Actual 2019-20	Actual 2020-21	Adopted 2021-22	Revised 2022-23	Recomm 2022-23	Change 2022-23
Total Sources	28,170,635	29,153,877	33,727,120	34,928,290	34,928,290	—
Total Requirements	28,170,635	29,153,877	33,727,120	34,928,290	34,928,290	—
Net County Cost	—	—	—	—	—	—

1. Adjustments to Provide Current Level Services: Budget adjustments are made to reflect current costs for existing levels of service and performance in FY 2022-23, including: elimination of one-time revenues and expenditures. As a one-time funding source, Fund Balance is removed from the Current Level Budget. Net funding adjustments in FY 2022-23 total \$1,649,804.

	CLB Funding Adjustments FY 2022-23
Sources	(1,649,804)
Requirements	
Gross Appropriations	—
Intrafund Transfers	—
Net County Cost	1,649,804
Positions	—

2. Fund Balance Adjustment: This action re-appropriates Fund Balance from the prior year and includes adjustments to Year-End Fund Balance.

	RLB Funding Adjustments FY 2022-23
Sources	1,649,804
Requirements	
Gross Appropriations	—
Intrafund Transfers	—
Net County Cost	(1,649,804)
Positions	—

FY 2022-23 Total Funding Adjustments

	Total Funding Adjustments
Sources	—
Requirements	
Gross Appropriations	—
Intrafund Transfers	—
Net County Cost	—
Positions	—

IHSS Public Authority GF (6900B)

All Funds FY 2022-23 Budget Unit Summary

	Actual 2019-20	Actual 2020-21	Adopted 2021-22	Revised 2022-23	Recomm 2022-23	Change 2022-23
Total Sources						
Requirements						
Other Charges	3,702,306	3,702,306	3,702,306	3,702,306	3,702,306	—
Gross Appropriations	3,702,306	3,702,306	3,702,306	3,702,306	3,702,306	—
Intrafund Transfers						
Net Appropriations	3,702,306	3,702,306	3,702,306	3,702,306	3,702,306	—
Total Requirements	3,702,306	3,702,306	3,702,306	3,702,306	3,702,306	—
Net County Cost	3,702,306	3,702,306	3,702,306	3,702,306	3,702,306	—

IHSS Public Authority GF (6900P)

Resource Allocation Summary

	Actual 2019-20	Actual 2020-21	Adopted 2021-22	Revised 2022-23	Recomm 2022-23	Change 2022-23
Total Sources						
Total Requirements	3,702,306	3,702,306	3,702,306	3,702,306	3,702,306	—
Net County Cost	3,702,306	3,702,306	3,702,306	3,702,306	3,702,306	—

1. Adjustments to Provide Current Level Services: There are no net funding adjustments.

	CLB Funding Adjustments FY 2022-23
Sources	—
Requirements	
Gross Appropriations	—
Intrafund Transfers	—
Net County Cost	—
Positions	—

FY 2022-23 Total Funding Adjustments

	Total Funding Adjustments
Sources	—
Requirements	
Gross Appropriations	—
Intrafund Transfers	—
Net County Cost	—
Positions	—

Environmental Health Services (5900B)

All Funds FY 2022-23 Budget Unit Summary

	Actual 2019-20	Actual 2020-21	Adopted 2021-22	Revised 2022-23	Recomm 2022-23	Change 2022-23
Sources						
Taxes	346,477	357,046	401,683	401,683	401,683	—
Licenses, Permits and Franchises	1,213,460	1,206,409	1,882,746	1,909,746	1,909,746	—
Fines, Forfeitures and Penalties	219,132	8,196	224,754	224,754	224,754	—
Intergovernmental Revenues	944,880	1,021,270	1,048,403	1,033,403	1,033,403	—
Charges for Services	13,201,136	15,127,615	17,311,395	17,639,086	17,967,045	327,959
Interfund Revenue	50,993	43,545	52,641	152,641	152,641	—
Miscellaneous Revenue	447,707	512,920	357,984	342,984	342,984	—
Total Revenue	16,423,785	18,277,002	21,279,606	21,704,297	22,032,256	327,959
Fund Balance	1,467,313	452,793	1,177,710	807,099	807,099	—
Total Sources	17,891,098	18,729,795	22,457,316	22,511,396	22,839,355	327,959
Requirements						
Salaries and Benefits	13,930,700	14,053,479	16,298,232	16,249,818	16,441,779	191,961
Services and Supplies	2,335,227	2,220,779	4,110,294	4,184,428	4,020,428	(164,000)
Other Charges	1,331,119	1,429,183	1,394,852	1,423,210	1,723,210	300,000
Other Financing Uses	3,360	3,442	3,470	3,470	3,470	—
Gross Appropriations	17,600,406	17,706,882	21,806,848	21,860,926	22,188,887	327,961
Intrafund Transfers	(54,895)	(47,591)	(49,425)	(49,425)	(49,425)	—
Net Appropriations	17,545,511	17,659,291	21,757,423	21,811,501	22,139,462	327,961
Contingencies/Dept Reserves	470,179	807,099	807,099	807,099	807,099	—
Non-General Fund Reserves	—	—	—	—	—	—
Total Requirements	18,015,690	18,466,390	22,564,522	22,618,600	22,946,561	327,961
Net County Cost	124,592	(263,405)	107,206	107,204	107,206	2
Salary Resolution	79.0	80.0	81.0	81.0	81.0	—
Funded FTE	79.0	80.0	80.8	80.9	80.9	—

Environmental Health Services (5900P)

Resource Allocation Summary

	Actual 2019-20	Actual 2020-21	Adopted 2021-22	Revised 2022-23	Recomm 2022-23	Change 2022-23
Total Sources	17,891,098	18,729,795	22,457,316	22,511,396	22,839,355	327,959
Total Requirements	18,015,690	18,466,390	22,564,522	22,618,600	22,946,561	327,961
Net County Cost	124,592	(263,405)	107,206	107,204	107,206	2
Salary Resolution	79.0	80.0	81.0	81.0	81.0	—
Funded FTE	79.0	80.0	80.8	80.9	80.9	—

1. Adjustments to Provide Current Level Services: Budget adjustments are made to reflect current costs for existing levels of service and performance in FY 2022-23, including: negotiated salary and benefit increases; merit increases and adjustments to retiree health contributions; increases in internal service charges; and elimination of one-time revenues and expenditures. As a one-time funding source, Fund Balance is removed from the Current Level Budget. Net funding adjustments in FY 2022-23 total \$807,101.

	CLB Funding Adjustments FY 2022-23
Sources	(479,140)
Requirements	
Gross Appropriations	327,961
Intrafund Transfers	—
Net County Cost	807,101
Positions	—

2. Fund Balance Adjustment: This action re-appropriates Fund Balance from the prior year and includes adjustments to Year-End Fund Balance.

	RLB Funding Adjustments FY 2022-23
Sources	807,099
Requirements	
Gross Appropriations	—
Intrafund Transfers	—
Net County Cost	(807,099)
Positions	—

FY 2022-23 Total Funding Adjustments

	Total Funding Adjustments
Sources	327,959
Requirements	
Gross Appropriations	327,961
Intrafund Transfers	—
Net County Cost	2
Positions	—

Behavioral Health and Recovery Services (6100B)

All Funds FY 2022-23 Budget Unit Summary

	Actual 2019-20	Actual 2020-21	Adopted 2021-22	Revised 2022-23	Recomm 2022-23	Change 2022-23
Sources						
Taxes	5,289,012	5,346,089	6,344,767	5,844,767	5,844,767	—
Licenses, Permits and Franchises	—	5,126	—	—	—	—
Use of Money and Property	—	—	—	—	—	—
Intergovernmental Revenues	90,596,531	81,137,764	117,921,519	116,042,151	123,363,611	7,321,460
Charges for Services	56,298,397	59,330,184	61,795,473	59,885,935	59,885,935	—
Interfund Revenue	4,902	793	—	—	—	—
Miscellaneous Revenue	1,078,566	3,362,184	2,892,495	2,892,495	2,892,495	—
Other Financing Sources	104	—	—	—	—	—
Total Revenue	153,267,513	149,182,139	188,954,254	184,665,348	191,986,808	7,321,460
Fund Balance	4,890,396	4,017,084	3,977,717	4,004,502	4,004,502	—
Total Sources	158,157,909	153,199,223	192,931,971	188,669,850	195,991,310	7,321,460
Requirements						
Salaries and Benefits	83,219,560	86,209,891	96,745,628	97,251,688	99,773,019	2,521,331
Services and Supplies	75,232,801	72,165,757	91,601,696	87,121,120	91,084,742	3,963,622
Other Charges	51,416,499	52,612,229	65,039,219	65,345,335	68,519,465	3,174,130
Other Financing Uses	419,857	338,290	365,703	366,340	366,340	—
Gross Appropriations	210,288,718	211,326,168	253,752,246	250,084,483	259,743,566	9,659,083
Intrafund Transfers	(1,533,982)	(1,543,921)	(2,661,839)	(2,661,839)	(2,661,839)	—
Net Appropriations	208,754,735	209,782,247	251,090,407	247,422,644	257,081,727	9,659,083
Contingencies/Dept Reserves	3,959,485	3,959,485	4,004,502	4,004,502	4,004,502	—
Total Requirements	212,714,220	213,741,732	255,094,909	251,427,146	261,086,229	9,659,083
Net County Cost	54,556,312	60,542,509	62,162,938	62,757,296	65,094,919	2,337,623
Salary Resolution	465.0	466.0	467.0	467.0	467.0	—
Funded FTE	457.6	459.8	457.1	458.7	458.7	—

Behavioral Health and Recovery Administration (6110P)

Resource Allocation Summary

	Actual 2019-20	Actual 2020-21	Adopted 2021-22	Revised 2022-23	Recomm 2022-23	Change 2022-23
Total Sources	13,528,236	17,356,477	27,842,368	26,692,893	27,619,804	926,911
Total Requirements	29,033,679	29,015,527	39,871,284	35,916,895	38,201,652	2,284,757
Net County Cost	15,505,443	11,659,050	12,028,916	9,224,002	10,581,848	1,357,846
Salary Resolution	68.0	68.0	67.0	67.0	68.0	1.0
Funded FTE	68.0	68.0	66.9	67.0	68.0	1.0

1. Adjustments to Provide Current Level Services: Budget adjustments are made to reflect current costs for existing levels of service and performance in FY 2022-23, including: negotiated salary and benefit increases; merit increases and adjustments to retiree health contributions; increases in internal service charges; and elimination of one-time revenues and expenditures. As a one-time funding source, Fund Balance is removed from the Current Level Budget. Net funding adjustments in FY 2022-23 total \$5,100,558.

	CLB Funding Adjustments FY 2022-23
Sources	(3,360,917)
Requirements	
Gross Appropriations	1,536,814
Intrafund Transfers	—
Contingencies/Dept Reserves	202,827
Net County Cost	5,100,558
Positions	—

2. Mental Health Program Specialist: A Mental Health Program Specialist is added to Quality Management and a vacant Case Management Assessment Specialist from Primary Care Interface is deleted to reconcile the budget with the Salary Resolution Amendment passed by the Board of Supervisors on March 22, 2022. There is no net change in overall position count for Behavioral Health and Recovery Services as a result of this action.

	RLB Funding Adjustments FY 2022-23
Sources	—
Requirements	
Gross Appropriations	183,401
Intrafund Transfers	—
Net County Cost	183,401
Positions	1

3. Mental Health Program Specialist: A Mental Health Program Specialist is added and a vacant Patient Services Assistant II is deleted to reconcile the budget with the Salary Amendment Resolution passed by the Board of Supervisors on March 22, 2022. There is no net change in overall position count for Behavioral Health and Recovery Services as a result of this action.

RLB Funding Adjustments FY 2022-23	
Sources	—
Requirements	
Gross Appropriations	78,389
Intrafund Transfers	—
Net County Cost	78,389
Positions	—

4. Mental Health Block Grant (MHBG), CRRSAA, & ARPA Supplemental Funding: Behavioral Health and Recovery Services received one-time Mental Health Block Grant (MHBG) as well as Coronavirus Response and Release Supplemental Appropriations Act (CRRSAA) and American Rescue Plan Act (ARPA) funding. This ARPA funding is from the State Department of Health Care Services. Funding will be used to expand the roadmap to implement training to prevent suicide, develop and implement mechanisms to track immediate and follow-up crisis response timelines and outcomes, analyze the population served for patterns and trends in crisis service utilization, and to identify gaps and underserved sub-populations to discover potential barriers to adequate crisis response and follow up.

RLB Funding Adjustments FY 2022-23	
Sources	283,326
Requirements	
Gross Appropriations	283,326
Intrafund Transfers	—
Net County Cost	—
Positions	—

5. Fund Balance Adjustment: This action re-appropriates Fund Balance from the prior year and includes adjustments to Year-End Fund Balance.

RLB Funding Adjustments FY 2022-23	
Sources	4,004,502
Requirements	
Gross Appropriations	—
Intrafund Transfers	—
Net County Cost	(4,004,502)
Positions	—

FY 2022-23 Total Funding Adjustments

	Total Funding Adjustments
Sources	926,911
Requirements	
Gross Appropriations	2,081,930
Intrafund Transfers	—
Contingencies/Dept Reserves	202,827
Net County Cost	1,357,846
Positions	1

Mental Health Youth Services (6130P)

Resource Allocation Summary

	Actual 2019-20	Actual 2020-21	Adopted 2021-22	Revised 2022-23	Recomm 2022-23	Change 2022-23
Total Sources	32,356,100	34,364,812	39,941,883	40,477,831	41,947,636	1,469,805
Total Requirements	45,353,752	47,163,233	54,475,479	54,621,768	57,126,444	2,504,676
Net County Cost	12,997,652	12,798,421	14,533,596	14,143,937	15,178,808	1,034,871
Salary Resolution	163.0	165.0	165.0	165.0	165.0	—
Funded FTE	160.5	163.0	161.3	161.7	161.7	—

6. Adjustments to Provide Current Level Services: Budget adjustments are made to reflect current costs for existing levels of service and performance in FY 2022-23, including: negotiated salary and benefit increases; merit increases and adjustments to retiree health contributions; increases in internal service charges; and elimination of one-time revenues and expenditures. Net funding adjustments in FY 2022-23 total \$1,034,871.

	CLB Funding Adjustments FY 2022-23
Sources	1,469,805
Requirements	
Gross Appropriations	2,504,676
Intrafund Transfers	—
Net County Cost	1,034,871
Positions	—

FY 2022-23 Total Funding Adjustments

	Total Funding Adjustments
Sources	1,469,805
Requirements	
Gross Appropriations	2,504,676
Intrafund Transfers	—
Net County Cost	1,034,871
Positions	—

Mental Health Adult Services (6140P)

Resource Allocation Summary

	Actual 2019-20	Actual 2020-21	Adopted 2021-22	Revised 2022-23	Recomm 2022-23	Change 2022-23
Total Sources	98,487,277	84,943,517	106,545,668	105,695,612	107,446,226	1,750,614
Total Requirements	110,115,985	109,395,773	127,981,370	128,033,481	129,445,236	1,411,755
Net County Cost	11,628,708	24,452,256	21,435,702	22,337,869	21,999,010	(338,859)
Salary Resolution	195.0	194.0	195.0	195.0	194.0	(1.0)
Funded FTE	190.7	190.4	189.6	190.8	189.8	(1.0)

7. Adjustments to Provide Current Level Services: Budget adjustments are made to reflect current costs for existing levels of service and performance in FY 2022-23, including: negotiated salary and benefit increases; merit increases and adjustments to retiree health contributions; increases in internal service charges; and elimination of one-time revenues and expenditures. Net funding adjustments in FY 2022-23 total (\$223,819).

	CLB Funding Adjustments FY 2022-23
Sources	1,750,614
Requirements	
Gross Appropriations	1,662,204
Intrafund Transfers	—
Contingencies/Dept Reserves	(135,409)
Net County Cost	(223,819)
Positions	—

8. Position Transfer: A vacant Case Management Assessment Specialist is deleted from Primary Care Interface (6140P) and a Mental Health Program Specialist is added to Quality Management (6110P) to better align with program staffing needs.

	RLB Funding Adjustments FY 2022-23
Sources	—
Requirements	
Gross Appropriations	(137,222)
Intrafund Transfers	—
Net County Cost	(137,222)
Positions	(1)

9. Patient Services Supervisor: One vacant Medical Office Specialist is deleted and one Patient Services Supervisor is added to the budget to better align with program staffing needs.

RLB Funding Adjustments FY 2022-23	
Sources	—
Requirements	
Gross Appropriations	25,254
Intrafund Transfers	—
Net County Cost	25,254
Positions	—

10. Legal Office Specialist: One vacant Legal Secretary is deleted and one Legal Office Specialist is added to better align with program staffing needs.

RLB Funding Adjustments FY 2022-23	
Sources	—
Requirements	
Gross Appropriations	(3,072)
Intrafund Transfers	—
Net County Cost	(3,072)
Positions	—

FY 2022-23 Total Funding Adjustments

Total Funding Adjustments	
Sources	1,750,614
Requirements	
Gross Appropriations	1,547,164
Intrafund Transfers	—
Contingencies/Dept Reserves	(135,409)
Net County Cost	(338,859)
Positions	(1)

Alcohol and Other Drug Services (6170P)

Resource Allocation Summary

	Actual 2019-20	Actual 2020-21	Adopted 2021-22	Revised 2022-23	Recomm 2022-23	Change 2022-23
Total Sources	13,786,297	16,534,418	18,602,052	15,803,514	18,977,644	3,174,130
Total Requirements	28,210,805	28,167,200	32,766,776	32,855,002	36,312,897	3,457,895
Net County Cost	14,424,509	11,632,782	14,164,724	17,051,488	17,335,253	283,765
Salary Resolution	39.0	39.0	40.0	40.0	40.0	—
Funded FTE	38.5	38.5	39.3	39.3	39.3	—

11. Adjustments to Provide Current Level Services: Budget adjustments are made to reflect current costs for existing levels of service and performance in FY 2022-23, including: negotiated salary and benefit increases; merit increases and adjustments to retiree health contributions; increases in internal service charges; and elimination of one-time revenues and expenditures. Net funding adjustments in FY 2022-23 total \$283,765.

	CLB Funding Adjustments FY 2022-23
Sources	1,070,583
Requirements	
Gross Appropriations	1,421,766
Intrafund Transfers	—
Contingencies/Dept Reserves	(67,418)
Net County Cost	283,765
Positions	—

12. Substance Abuse Block Grant (SABG), CRRSAA, & ARPA Supplemental Funding: Behavioral Health and Recovery Services received one-time Substance Abuse Block Grant (SABG) as well as Coronavirus Response and Release Supplemental Appropriations Act (CRRSAA) and American Rescue Plan Act (ARPA) funding. This ARPA funding is from the State Department of Health Care Services. This funding will be used to expand the Strategic Prevention plan to reduce cannabis and alcohol use, conduct Prenatal and Substance Use community assessments and outreach campaigns, pilot implementation of Prescription Digital Therapeutics (PDT) which will support BHRS clients in accessing contingency management and other clinically validated treatments 24/7 via a smartphone or tablet, and minor maintenance and remodeling of residence recovery program facilities.

	RLB Funding Adjustments FY 2022-23
Sources	2,103,547
Requirements	
Gross Appropriations	2,103,547
Intrafund Transfers	—
Net County Cost	—
Positions	—

FY 2022-23 Total Funding Adjustments

	Total Funding Adjustments
Sources	3,174,130
Requirements	
Gross Appropriations	3,525,313
Intrafund Transfers	—
Contingencies/Dept Reserves	(67,418)
Net County Cost	283,765
Positions	—

Family Health Services (6240B)

All Funds FY 2022-23 Budget Unit Summary

	Actual 2019-20	Actual 2020-21	Adopted 2021-22	Revised 2022-23	Recomm 2022-23	Change 2022-23
Sources						
Taxes	1,670,333	1,669,388	1,721,019	1,721,019	1,759,779	38,760
Intergovernmental Revenues	13,938,306	13,709,134	16,103,534	13,527,523	13,527,523	—
Charges for Services	1,050,565	1,138,860	5,867,518	5,339,354	5,428,845	89,491
Interfund Revenue	26,919	31,861	—	—	1,301,506	1,301,506
Miscellaneous Revenue	207,437	191,186	—	—	—	—
Total Revenue	16,893,559	16,740,429	23,692,071	20,587,896	22,017,653	1,429,757
Fund Balance	1,147,085	1,368,124	1,765,387	1,765,387	2,000,883	235,496
Total Sources	18,040,644	18,108,553	25,457,458	22,353,283	24,018,536	1,665,253
Requirements						
Salaries and Benefits	28,149,361	28,116,178	34,785,556	33,186,019	33,810,001	623,982
Services and Supplies	2,366,016	2,355,333	4,174,053	3,349,654	4,651,160	1,301,506
Other Charges	2,393,054	2,385,944	2,230,544	2,125,111	2,125,111	—
Reclassification of Expenses	—	—	—	—	—	—
Fixed Assets	—	58,000	382,500	82,500	82,500	—
Other Financing Uses	2,901	3,129	3,237	3,237	3,237	—
Gross Appropriations	32,911,333	32,918,584	41,575,890	38,746,521	40,672,009	1,925,488
Intrafund Transfers	(1,728,435)	(1,727,494)	(2,489,169)	(2,566,478)	(2,566,478)	—
Net Appropriations	31,182,897	31,191,090	39,086,721	36,180,043	38,105,531	1,925,488
Contingencies/Dept Reserves	1,147,085	1,368,124	1,765,387	1,765,387	2,000,883	235,496
Total Requirements	32,329,982	32,559,214	40,852,108	37,945,430	40,106,414	2,160,984
Net County Cost	14,289,338	14,450,661	15,394,650	15,592,147	16,087,878	495,731
Salary Resolution	182.0	176.0	174.0	176.0	174.0	(2.0)
Funded FTE	175.5	169.0	167.3	169.0	168.0	(1.0)

Family Health Services (6240P)

Resource Allocation Summary

	Actual 2019-20	Actual 2020-21	Adopted 2021-22	Revised 2022-23	Recomm 2022-23	Change 2022-23
Total Sources	18,040,644	18,108,553	25,457,458	22,353,283	24,018,536	1,665,253
Total Requirements	32,329,982	32,559,214	40,852,108	37,945,430	40,106,414	2,160,984
Net County Cost	14,289,338	14,450,661	15,394,650	15,592,147	16,087,878	495,731
Salary Resolution	182.0	176.0	174.0	176.0	174.0	(2.0)
Funded FTE	175.5	169.0	167.3	169.0	168.0	(1.0)

1. Adjustments to Provide Current Level Services: Budget adjustments are made to reflect current costs for existing levels of service and performance in FY 2022-23, including: negotiated salary and benefit increases; merit increases and adjustments to retiree health contributions; and minor adjustments to revenues and expenditures. As a one-time funding source, Fund Balance is removed from the Current Level Budget. Net funding adjustments in FY 2022-23 total \$2,086,245

	CLB Funding Adjustments FY 2022-23
Sources	(1,292,059)
Requirements	
Gross Appropriations	794,186
Intrafund Transfers	—
Net County Cost	2,086,245
Positions	—

2. Fund Balance Adjustment: This action re-appropriates Fund Balance from the prior year and includes adjustments to Year-End Fund Balance.

	RLB Funding Adjustments FY 2022-23
Sources	2,000,883
Requirements	
Gross Appropriations	—
Intrafund Transfers	—
Contingencies/Dept Reserves	235,496
Net County Cost	(1,765,387)
Positions	—

3. Lead Paint Settlement: After nearly 20 years of litigation, ten California jurisdictions including the County of San Mateo reached a settlement to clean up the lead paint that poisons tens of thousands of children across California each year. The County of San Mateo will receive approximately \$11.7 million, distributed in annual payments that began in 2019 through the year 2025. This action appropriates funding for the first year of the program. This initial funding will be used for overall planning and program development that will focus on remediating lead paint in eligible residents' homes.

RLB Funding Adjustments FY 2022-23	
Sources	1,301,506
Requirements	
Gross Appropriations	1,301,506
Intrafund Transfers	—
Net County Cost	—
Positions	—

4. Two Position Reductions: Two part-time Dietitian positions were mistakenly included in the position list for this unit during the position reconciliation process. This action removes those positions and restores the position count for Family Health Services to the correct number.

RLB Funding Adjustments FY 2022-23	
Sources	(345,077)
Requirements	
Gross Appropriations	(170,204)
Intrafund Transfers	—
Net County Cost	174,873
Positions	(2)

FY 2022-23 Total Funding Adjustments

Total Funding Adjustments	
Sources	1,665,253
Requirements	
Gross Appropriations	1,925,488
Intrafund Transfers	—
Contingencies/Dept Reserves	235,496
Net County Cost	495,731
Positions	(2)

Correctional Health Services (6300B)

All Funds FY 2022-23 Budget Unit Summary

	Actual 2019-20	Actual 2020-21	Adopted 2021-22	Revised 2022-23	Recomm 2022-23	Change 2022-23
Sources						
Taxes	92,660	—	—	—	—	—
Intergovernmental Revenues	3,816,281	2,506,912	3,710,290	2,429,663	2,021,530	(408,133)
Charges for Services	2,244	2,554	2,055	2,055	2,055	—
Interfund Revenue	—	—	—	—	—	—
Miscellaneous Revenue	34,635	34,776	30,500	30,500	30,500	—
Total Revenue	3,945,820	2,544,242	3,742,845	2,462,218	2,054,085	(408,133)
Fund Balance	604,158	235,163	512,964	474,009	771,108	297,099
Total Sources	4,549,978	2,779,405	4,255,809	2,936,227	2,825,193	(111,034)
Requirements						
Salaries and Benefits	19,619,525	19,690,365	19,678,803	19,337,737	19,674,338	336,601
Services and Supplies	7,094,398	6,383,341	8,355,481	7,260,984	7,291,352	30,368
Other Charges	871,257	911,031	1,239,928	1,113,540	1,111,268	(2,272)
Fixed Assets	318,673	35,408	—	—	—	—
Gross Appropriations	27,903,853	27,020,145	29,274,212	27,712,261	28,076,958	364,697
Intrafund Transfers	(3,218,076)	(370,285)	(731,870)	(298,551)	(298,551)	—
Net Appropriations	24,685,777	26,649,860	28,542,342	27,413,710	27,778,407	364,697
Contingencies/Dept Reserves	401,908	428,249	474,009	474,009	474,009	—
Total Requirements	25,087,685	27,078,109	29,016,351	27,887,719	28,252,416	364,697
Net County Cost	20,537,707	24,298,704	24,760,542	24,951,492	25,427,223	475,731
Salary Resolution	88.0	88.0	88.0	88.0	88.0	—
Funded FTE	85.5	85.5	85.2	85.9	85.9	—

Correctional Health Services (6300P)

Resource Allocation Summary

	Actual 2019-20	Actual 2020-21	Adopted 2021-22	Revised 2022-23	Recomm 2022-23	Change 2022-23
Total Sources	4,549,978	2,779,405	4,255,809	2,936,227	2,825,193	(111,034)
Total Requirements	25,087,685	27,078,109	29,016,351	27,887,719	28,252,416	364,697
Net County Cost	20,537,707	24,298,704	24,760,542	24,951,492	25,427,223	475,731
Salary Resolution	88.0	88.0	88.0	88.0	88.0	—
Funded FTE	85.5	85.5	85.2	85.9	85.9	—

1. Adjustments to Provide Current Level Services: Budget adjustments are made to reflect current costs for existing levels of service and performance in FY 2022-23, including: negotiated salary and benefit increases; merit increases and adjustments to retiree health contributions; and decreases in internal service charges. As a one-time funding source, Fund Balance is removed from the Current Level Budget. Net funding adjustments in FY 2022-23 total \$1,246,839.

	CLB Funding Adjustments FY 2022-23
Sources	(882,142)
Requirements	
Gross Appropriations	380,027
Intrafund Transfers	—
Contingencies/Dept Reserves	—
Net County Cost	1,262,169
Positions	—

2. Fund Balance Adjustment: This action reappropriates Fund Balance from the prior year and includes adjustments to Year-End Fund Balance.

	RLB Funding Adjustments FY 2022-23
Sources	771,108
Requirements	
Gross Appropriations	—
Intrafund Transfers	—
Net County Cost	(771,108)
Positions	—

3. Community Program Supervisor: One vacant Program Services Manager is deleted and a Community Program Supervisor is added to better align operational needs.

RLB Funding Adjustments FY 2022-23	
Sources	—
Requirements	
Gross Appropriations	(15,330)
Intrafund Transfers	—
Net County Cost	(15,330)
Positions	—

FY 2022-23 Total Funding Adjustments

Total Funding Adjustments	
Sources	(111,034)
Requirements	
Gross Appropriations	364,697
Intrafund Transfers	—
Contingencies/Dept Reserves	—
Net County Cost	475,731
Positions	—

San Mateo Medical Center (6600B)

All Funds FY 2022-23 Budget Unit Summary

	Actual 2019-20	Actual 2020-21	Adopted 2021-22	Revised 2022-23	Recomm 2022-23	Change 2022-23
Sources						
Taxes	2,443,138	3,571,107	3,769,350	3,769,350	3,769,350	—
Use of Money and Property	371,088	66,680	450,000	450,000	450,000	—
Intergovernmental Revenues	145,113,562	158,339,139	156,635,620	138,435,191	136,211,529	(2,223,662)
Charges for Services	174,571,681	173,281,508	210,756,428	215,865,000	216,131,862	266,862
Interfund Revenue	1,341,487	1,715,481	928,671	901,311	901,311	—
Miscellaneous Revenue	6,183,741	5,103,526	17,356,424	6,692,887	6,692,887	—
Other Financing Sources	57,961,382	69,166,561	63,621,621	58,121,621	65,153,152	7,031,531
Total Revenue	387,986,080	411,244,002	453,518,114	424,235,360	429,310,091	5,074,731
Fund Balance	22,860,735	3,088,026	—	—	—	—
Total Sources	410,846,815	414,332,028	453,518,114	424,235,360	429,310,091	5,074,731
Requirements						
Salaries and Benefits	208,468,609	202,950,924	222,638,795	222,963,393	225,303,786	2,340,393
Services and Supplies	138,902,262	140,744,892	150,903,145	147,408,026	149,695,916	2,287,890
Other Charges	31,847,341	33,797,208	47,123,263	35,904,739	38,505,065	2,600,326
Fixed Assets	—	—	4,000,000	4,000,000	4,000,000	—
Other Financing Uses	28,694,189	18,311,021	29,046,804	14,203,092	12,049,214	(2,153,878)
Gross Appropriations	407,912,401	395,804,045	453,712,007	424,479,250	429,553,981	5,074,731
Intrafund Transfers	(153,612)	(123,647)	(193,890)	(243,890)	(243,890)	—
Net Appropriations	407,758,790	395,680,399	453,518,117	424,235,360	429,310,091	5,074,731
Non-General Fund Reserves	3,088,026	18,651,629	—	—	—	—
Total Requirements	410,846,815	414,332,028	453,518,117	424,235,360	429,310,091	5,074,731
Net County Cost	—	—	3	—	—	—
Salary Resolution	1,039.0	1,039.0	1,042.0	1,042.0	1,042.0	—
Funded FTE	977.3	976.8	975.0	978.2	978.1	(0.1)

San Mateo Medical Center (6600P)

Resource Allocation Summary

	Actual 2019-20	Actual 2020-21	Adopted 2021-22	Revised 2022-23	Recomm 2022-23	Change 2022-23
Total Sources	410,846,815	414,332,028	453,518,114	424,235,360	429,310,091	5,074,731
Total Requirements	410,846,815	414,332,028	453,518,117	424,235,360	429,310,091	5,074,731
Net County Cost	—	—	3	—	—	—
Salary Resolution	1,039.0	1,039.0	1,042.0	1,042.0	1,042.0	—
Funded FTE	977.3	976.8	975.0	978.2	978.1	(0.1)

1. Adjustments to Provide Current Level Services: Budget adjustments are made to reflect current costs for existing levels of service and performance in FY 2022-23, including: negotiated salary and benefit increases; merit increases and adjustments to retiree health contributions; increases in internal service charges; changes in operational revenues and expenses; reduction of debt service; and elimination of one-time revenues and expenditures. Net funding adjustments in FY 2022-23 total \$5,500,000.

	CLB Funding Adjustments FY 2022-23
Sources	(1,317,747)
Requirements	
Gross Appropriations	4,182,253
Intrafund Transfers	—
Net County Cost	5,500,000
Positions	—

2. Position Adjustments: One Patient Services Supervisor and one Lead Patient Services Assistant are moved between different costs centers to better reflect the work being performed. 10 vacant positions are deleted and one Medical Director, one Hospital and Clinics Controller, one Lead Patient Services Assistant, one Imaging Specialist, one Clinical Nurse, one Supervising Physician, one Patient Services Assistant, one Senior Accountant, one Program Coordinator I, and one Occupational Therapist are added to align with various program staffing needs. One Nurse Practitioner and the Clinical Nurse and Occupational Therapist also have increased FTE to reflect actual hours worked. The changes were funded by an increase in supplemental revenue.

	RLB Funding Adjustments FY 2022-23
Sources	892,478
Requirements	
Gross Appropriations	892,478
Intrafund Transfers	—
Net County Cost	—
Positions	—

3. Operational Cost: The County Contribution will continue at the same level as FY 2020-21 and FY 2021-22 on an ongoing basis to assist with increasing operational costs. The amount is received as revenue in this budget unit.

RLB Funding Adjustments FY 2022-23	
Sources	5,500,000
Requirements	
Gross Appropriations	—
Intrafund Transfers	—
Net County Cost	(5,500,000)
Positions	—

FY 2022-23 Total Funding Adjustments

Total Funding Adjustments	
Sources	5,074,731
Requirements	
Gross Appropriations	5,074,731
Intrafund Transfers	—
Net County Cost	—
Positions	—

Contributions to Medical Center (5850B)

All Funds FY 2022-23 Budget Unit Summary

	Actual 2019-20	Actual 2020-21	Adopted 2021-22	Revised 2022-23	Recomm 2022-23	Change 2022-23
Sources						
Interfund Revenue	—	—	—	—	—	—
Miscellaneous Revenue	5,612,056	5,612,056	5,612,056	5,612,056	5,612,056	—
Total Revenue	5,612,056	5,612,056	5,612,056	5,612,056	5,612,056	—
Fund Balance	—	43,890	—	—	—	—
Total Sources	5,612,056	5,655,946	5,612,056	5,612,056	5,612,056	—
Requirements						
Services and Supplies	—	87,780	43,890	43,890	43,890	—
Other Financing Uses	58,121,621	69,171,621	58,096,621	58,121,621	65,153,152	7,031,531
Gross Appropriations	58,121,621	69,259,401	58,140,511	58,165,511	65,197,042	7,031,531
Intrafund Transfers	—	(5,525,000)	—	—	—	—
Net Appropriations	58,121,621	63,734,401	58,140,511	58,165,511	65,197,042	7,031,531
Total Requirements	58,121,621	63,734,401	58,140,511	58,165,511	65,197,042	7,031,531
Net County Cost	52,509,565	58,078,455	52,528,455	52,553,455	59,584,986	7,031,531

Contributions to Medical Center (5850P)

Resource Allocation Summary

	Actual 2019-20	Actual 2020-21	Adopted 2021-22	Revised 2022-23	Recomm 2022-23	Change 2022-23
Total Sources	5,612,056	5,655,946	5,612,056	5,612,056	5,612,056	—
Total Requirements	58,121,621	63,734,401	58,140,511	58,165,511	65,197,042	7,031,531
Net County Cost	52,509,565	58,078,455	52,528,455	52,553,455	59,584,986	7,031,531

1. Adjustments to Provide Current Level Services: Budget adjustments are made to reflect current costs for existing levels of service and performance in FY 2022-23, including an assist with general liability insurance expenses previously funded by General Fund. Net funding adjustments in FY 2022-23 total \$1,531,531.

	CLB Funding Adjustments FY 2022-23
Sources	—
Requirements	
Gross Appropriations	1,531,531
Intrafund Transfers	—
Net County Cost	1,531,531
Positions	—

2. Operational Cost : County Contribution to the San Mateo Medical Center will continue at the same level as FY 2020-21 and FY 2021-22 on an ongoing basis to assist with increasing operational costs. The amount is allocated to expenses in this budget unit.

	RLB Funding Adjustments FY 2022-23
Sources	—
Requirements	
Gross Appropriations	5,500,000
Intrafund Transfers	—
Net County Cost	5,500,000
Positions	—

FY 2022-23 Total Funding Adjustments

	Total Funding Adjustments
Sources	—
Requirements	
Gross Appropriations	7,031,531
Intrafund Transfers	—
Net County Cost	7,031,531
Positions	—

First 5 San Mateo County (1950B)

All Funds FY 2022-23 Budget Unit Summary

	Actual 2019-20	Actual 2020-21	Adopted 2021-22	Revised 2022-23	Recomm 2022-23	Change 2022-23
Sources						
Use of Money and Property	217,244	145,291	96,000	84,000	84,000	—
Intergovernmental Revenues	5,905,790	6,301,303	5,608,000	5,260,000	5,712,051	452,051
Charges for Services	—	1,054	—	—	—	—
Miscellaneous Revenue	918,168	508,810	542,000	294,000	661,000	367,000
Total Revenue	7,041,202	6,956,457	6,246,000	5,638,000	6,457,051	819,051
Fund Balance	11,239,125	8,560,850	10,103,115	6,519,080	11,610,846	5,091,766
Total Sources	18,280,327	15,517,307	16,349,115	12,157,080	18,067,897	5,910,817
Requirements						
Salaries and Benefits	1,444,972	1,504,514	1,655,839	1,658,980	1,656,231	(2,749)
Services and Supplies	55,500	72,623	141,600	141,600	141,600	—
Other Charges	6,077,584	4,406,057	4,982,600	4,775,600	6,412,630	1,637,030
Gross Appropriations	7,578,056	5,983,194	6,780,039	6,576,180	8,210,461	1,634,281
Intrafund Transfers						
Net Appropriations	7,578,056	5,983,194	6,780,039	6,576,180	8,210,461	1,634,281
Contingencies/Dept Reserves	—	—	—	—	—	—
Non-General Fund Reserves	10,702,270	9,534,113	9,569,076	5,580,900	9,857,436	4,276,536
Total Requirements	18,280,327	15,517,307	16,349,115	12,157,080	18,067,897	5,910,817
Net County Cost	—	—	—	—	—	—
Salary Resolution	8.0	8.0	8.0	8.0	8.0	—
Funded FTE	8.0	8.0	7.6	7.6	7.6	—

First 5 San Mateo County (1950P)

Resource Allocation Summary

	Actual 2019-20	Actual 2020-21	Adopted 2021-22	Revised 2022-23	Recomm 2022-23	Change 2022-23
Total Sources	18,280,327	15,517,307	16,349,115	12,157,080	18,067,897	5,910,817
Total Requirements	18,280,327	15,517,307	16,349,115	12,157,080	18,067,897	5,910,817
Net County Cost	—	—	—	—	—	—
Salary Resolution	8.0	8.0	8.0	8.0	8.0	—
Funded FTE	8.0	8.0	7.6	7.6	7.6	—

1. Adjustments to Provide Current Level Services: Budget adjustments are made to reflect current costs for existing levels of service and performance in FY 2022-23, including: negotiated salary and benefit increases; merit increases and adjustments to retiree health contributions; increases in internal service charges; and elimination of one-time revenues and expenditures. As a one-time funding source, Fund Balance is removed from the Current Level Budget. Net funding adjustments in FY 2022-23 total \$7,334,310.

	CLB Funding Adjustments FY 2022-23
Sources	(5,700,029)
Requirements	
Gross Appropriations	1,634,281
Intrafund Transfers	—
Non-General Fund Reserves	—
Net County Cost	7,334,310
Positions	—

2. Fund Balance Adjustment: This action re-appropriates Fund Balance from the prior year and includes adjustments to Year-End Fund Balance.

	RLB Funding Adjustments FY 2022-23
Sources	11,610,846
Requirements	
Gross Appropriations	—
Intrafund Transfers	—
Non-General Fund Reserves	4,276,536
Net County Cost	(7,334,310)
Positions	—

FY 2022-23 Total Funding Adjustments

	Total Funding Adjustments
Sources	5,910,817
Requirements	
Gross Appropriations	1,634,281
Intrafund Transfers	—
Non-General Fund Reserves	4,276,536
Net County Cost	—
Positions	—

Social Services



Human Services Agency (7000D)

All Funds FY 2022-23 Budget Unit Summary

	Actual 2019-20	Actual 2020-21	Adopted 2021-22	Revised 2022-23	Recomm 2022-23	Change 2022-23
Sources						
Taxes	10,116,854	10,971,491	15,070,348	14,970,348	14,929,862	(40,486)
Intergovernmental Revenues	131,561,004	162,107,107	171,072,598	169,336,452	176,937,126	7,600,674
Charges for Services	2,840,122	2,681,847	2,260,000	2,260,000	2,607,000	347,000
Interfund Revenue	173,215	7,904	5,000	5,000	5,000	—
Miscellaneous Revenue	1,329,685	1,254,499	1,644,174	1,758,233	2,212,359	454,126
Total Revenue	146,020,880	177,022,847	190,052,120	188,330,033	196,691,347	8,361,314
Fund Balance	35,243,820	36,237,151	48,996,203	28,691,601	45,275,447	16,583,846
Total Sources	181,264,700	213,259,998	239,048,323	217,021,634	241,966,794	24,945,160
Requirements						
Salaries and Benefits	106,486,117	111,217,630	131,780,021	132,011,517	137,143,020	5,131,503
Services and Supplies	64,053,529	39,798,868	62,309,713	55,366,018	66,813,900	11,447,882
Other Charges	51,176,514	48,424,746	64,401,046	62,373,933	64,150,265	1,776,332
Reclassification of Expenses	—	—	—	—	—	—
Fixed Assets	36,642	36,569	720,000	—	720,000	720,000
Other Financing Uses	1,918,384	2,396,536	2,546,818	951,525	1,409,573	458,048
Gross Appropriations	223,671,186	201,874,349	261,757,598	250,702,993	270,236,758	19,533,765
Intrafund Transfers	(27,720,411)	(1,699,897)	(2,242,353)	(2,249,153)	(2,249,153)	—
Net Appropriations	195,950,775	200,174,452	259,515,245	248,453,840	267,987,605	19,533,765
Contingencies/Dept Reserves	26,276,640	26,951,902	38,540,857	28,691,601	35,799,447	7,107,846
Total Requirements	222,227,415	227,126,354	298,056,102	277,145,441	303,787,052	26,641,611
Net County Cost	40,962,715	13,866,355	59,007,779	60,123,807	61,820,258	1,696,451
Salary Resolution	775.0	775.0	777.0	777.0	777.0	—
Funded FTE	775.0	775.0	777.0	776.8	776.8	—

Office of Agency Director (7010P)

Resource Allocation Summary

	Actual 2019-20	Actual 2020-21	Adopted 2021-22	Revised 2022-23	Recomm 2022-23	Change 2022-23
Total Sources	27,688,659	27,536,232	42,137,261	27,700,659	38,576,019	10,875,360
Total Requirements	25,627,926	27,499,675	42,267,209	27,855,356	38,643,891	10,788,535
Net County Cost	(2,060,733)	(36,557)	129,948	154,697	67,872	(86,825)
Salary Resolution	93.0	94.0	94.5	97.0	97.0	—
Funded FTE	93.0	94.0	94.5	97.0	97.0	—

1. Adjustments to Provide Current Level Services: Budget adjustments are made to reflect current costs for existing levels of service and performance in FY 2022-23, including: negotiated salary and benefit increases; merit increases and adjustments to retiree health contributions; increases in internal service charges; lower reclassification of expenses agency wide as a result of lower administrative costs and elimination of one-time revenues and expenditures. As a one-time funding source, Fund Balance is removed from the Current Level Budget. Net funding adjustments in FY 2022-23 total (\$86,825).

	CLB Funding Adjustments FY 2022-23
Sources	(27,585,432)
Requirements	
Gross Appropriations	(87,311)
Intrafund Transfers	—
Contingencies/Dept Reserves	(27,584,946)
Net County Cost	(86,825)
Positions	—

2. Fund Balance Adjustment: This action re-appropriates Fund Balance from the prior year and includes adjustments to Year-End Fund Balance.

	RLB Funding Adjustments FY 2022-23
Sources	34,692,792
Requirements	
Gross Appropriations	—
Intrafund Transfers	—
Contingencies/Dept Reserves	34,692,792
Net County Cost	—
Positions	—

3. Fund Balance Adjustment - Data Center Relocation: This action re-appropriates Fund Balance from the prior year to move the state internet connection currently located at Harbor Building C to a county owned building with a generator.

RLB Funding Adjustments FY 2022-23	
Sources	500,000
Requirements	
Gross Appropriations	500,000
Intrafund Transfers	—
Net County Cost	—
Positions	—

4. Fund Balance Adjustment - Fixed Assets: This action re-appropriates Fund Balance from the prior year for potential fixed assets and equipment needed during the year.

RLB Funding Adjustments FY 2022-23	
Sources	250,000
Requirements	
Gross Appropriations	250,000
Intrafund Transfers	—
Net County Cost	—
Positions	—

5. Fund Balance Adjustment - Information Technology Automation Projects: This action re-appropriates Fund Balance from the prior year to support automation of a number of manual processes within the financial services operations. This project will automate contract monitoring, position control reports, and revenue projections. It will also help create an ad hoc reporting system that can merge data from various databases in order streamline the reporting process and create efficiencies.

RLB Funding Adjustments FY 2022-23	
Sources	310,000
Requirements	
Gross Appropriations	310,000
Intrafund Transfers	—
Net County Cost	—
Positions	—

6. Fund Balance Adjustment - Invoice Tracking Solution: This action re-appropriates Fund Balance from the prior year to support the automation of invoice tracking and processing. This project streamlines the invoice tracking process by allowing invoices to be scanned and time stamped. It also extracts invoice content into the system so information can be tracked electronically, creating an automated workflow that minimizes invoice processing time and provides transparency and efficiency.

RLB Funding Adjustments FY 2022-23	
Sources	466,000
Requirements	
Gross Appropriations	466,000
Intrafund Transfers	—
Net County Cost	—
Positions	—

7. Fund Balance Adjustment - Staff Security Enhancement Project: This action re-appropriates Fund Balance from the prior year to enhance staff security and work environment. This department wide project will upgrade all lobby and reception areas to increase staff security as well as provide permanent barriers that will reduce the spread of airborne illnesses such as COVID at all department reception desks, creating a healthier work environment.

RLB Funding Adjustments FY 2022-23	
Sources	642,000
Requirements	
Gross Appropriations	642,000
Intrafund Transfers	—
Net County Cost	—
Positions	—

8. Fund Balance Adjustment - Tech Services: This action re-appropriates Fund Balance from the prior year for implementation of Tech Services. As part of the implementation of CalSAWS for eligibility determination, HSA will be required to move non-state forms and documents from its current document management system into a new platform that will integrate operationally with the new CalSAWS system. HSA staff will need a new way to convert San Mateo County forms (i.e., General Assistance forms to a CalSAWS environment and access over 400 non-state forms by June 2023).

RLB Funding Adjustments FY 2022-23	
Sources	100,000
Requirements	
Gross Appropriations	100,000
Intrafund Transfers	—
Net County Cost	—
Positions	—

9. Fund Balance Adjustment - Voice over Internet Protocol (VoIP): This action re-appropriates Fund Balance from the prior year for implementation of agency wide VoIP (Voice over Internet Protocol). VoIP is necessary to increase the ability of staff across the Human Services Agency to be a more mobile workforce. VoIP is the transmission of voice and multimedia content over an internet connection. It will allow staff to make voice calls from a computer, smartphone, or other mobile devices. Additionally, this technology will include features such as call recording, custom caller ID, or voicemail to email. This will be helpful to HSA as a way to unify communications, especially as it moves to increase telework options.

RLB Funding Adjustments FY 2022-23	
Sources	1,500,000
Requirements	
Gross Appropriations	1,500,000
Intrafund Transfers	—
Net County Cost	—
Positions	—

FY 2022-23 Total Funding Adjustments

Total Funding Adjustments	
Sources	10,875,360
Requirements	
Gross Appropriations	3,680,689
Intrafund Transfers	—
Contingencies/Dept Reserves	7,107,846
Net County Cost	(86,825)
Positions	—

Eligibility Determination (7220P)

Resource Allocation Summary

	Actual 2019-20	Actual 2020-21	Adopted 2021-22	Revised 2022-23	Recomm 2022-23	Change 2022-23
Total Sources	67,604,429	86,160,964	67,953,158	66,203,149	72,734,021	6,530,872
Total Requirements	75,882,069	75,872,946	85,172,185	84,005,711	91,814,956	7,809,245
Net County Cost	8,277,639	(10,288,019)	17,219,027	17,802,562	19,080,935	1,278,373
Salary Resolution	367.0	369.0	369.0	370.0	370.0	—
Funded FTE	367.0	369.0	369.0	369.8	369.8	—

10. Adjustments to Provide Current Level Services: Budget adjustments are made to reflect current costs for existing levels of service and performance in FY 2022-23, including: negotiated salary and benefit increases; merit increases and adjustments to retiree health contributions; increases in internal service charges; and elimination of one-time revenues and expenditures. As a one-time funding source, Fund Balance is removed from the Current Level Budget. Net funding adjustments in FY 2022-23 total \$1,278,373.

	CLB Funding Adjustments FY 2022-23
Sources	4,515,962
Requirements	
Gross Appropriations	5,794,335
Intrafund Transfers	—
Net County Cost	1,278,373
Positions	—

11. Fund Balance Adjustment - CalSAWS Planning and Development: This action re-appropriates Fund Balance from the prior year for planning, development, and preparation for the CalSAWS migration (replacement for current CalWIN System) in the form of a contract for project management and consultation.

	RLB Funding Adjustments FY 2022-23
Sources	350,000
Requirements	
Gross Appropriations	350,000
Intrafund Transfers	—
Net County Cost	—
Positions	—

12. Fund Balance Adjustment - CalSAWS Document Migration: This action re-appropriates Fund Balance from the prior year and adds funding to assist in the implementation of CalSAWS for eligibility determination. HSA will be required to move documents/images from the current imaging system (which is external to CalWIN) into the new CalSAWS system. Hundreds of thousands of documents need to be transferred such as converting Compass scanned images to CalSAWS to ensure that case files remain intact and no client level information is lost.

RLB Funding Adjustments FY 2022-23	
Sources	200,000
Requirements	
Gross Appropriations	200,000
Intrafund Transfers	—
Net County Cost	—
Positions	—

13. Fund Balance Adjustment - Fixed Assets: This action re-appropriates Fund Balance from the prior year for potential fixed assets and equipment needed during the year.

RLB Funding Adjustments FY 2022-23	
Sources	125,000
Requirements	
Gross Appropriations	125,000
Intrafund Transfers	—
Net County Cost	—
Positions	—

14. Fund Balance Adjustment - Service Center Phone Solution: This action re-appropriates Fund Balance from the prior year to increase the ability of Service Center staff to work from home and to ensure their health and safety. The Avaya Blue solution needs to be upgraded as the Service Center has encountered several issues that have impacted their ability to respond to call from San Mateo County residents for public service assistance. The Information Services Department and the Business Systems Group have partnered to provide a temporary solution. However, a more permanent solution needs to be put in place in order to address the issues encountered when responding to calls remotely.

RLB Funding Adjustments FY 2022-23	
Sources	400,000
Requirements	
Gross Appropriations	400,000
Intrafund Transfers	—
Net County Cost	—
Positions	—

15. Fund Balance Adjustment - Staff Security Enhancement Project : This action re-appropriates Fund Balance from the prior year to enhance staff security and work environment. This department wide project will upgrade all lobby and reception areas to increase staff security as well as provide permanent barriers that will reduce the spread of airborne illnesses such as COVID at all department reception desks, creating a healthier work environment.

RLB Funding Adjustments FY 2022-23	
Sources	939,910
Requirements	
Gross Appropriations	939,910
Intrafund Transfers	—
Net County Cost	—
Positions	—

FY 2022-23 Total Funding Adjustments

Total Funding Adjustments	
Sources	6,530,872
Requirements	
Gross Appropriations	7,809,245
Intrafund Transfers	—
Net County Cost	1,278,373
Positions	—

Welfare Aid Payments (7240P)

Resource Allocation Summary

	Actual 2019-20	Actual 2020-21	Adopted 2021-22	Revised 2022-23	Recomm 2022-23	Change 2022-23
Total Sources	10,426,791	11,166,584	16,108,244	16,108,244	16,108,244	—
Total Requirements	12,938,453	12,804,118	21,306,708	21,306,708	21,306,708	—
Net County Cost	2,511,662	1,637,534	5,198,464	5,198,464	5,198,464	—

16. Adjustments to Provide Current Level Services: Budget adjustments are made to reflect current costs for existing levels of service and performance in FY 2022-23, including: elimination of one-time revenues and expenditures. As a one-time funding source, Fund Balance is removed from the Current Level Budget. There are no net funding adjustments.

	CLB Funding Adjustments FY 2022-23
Sources	—
Requirements	
Gross Appropriations	—
Intrafund Transfers	—
Net County Cost	—
Positions	—

FY 2022-23 Total Funding Adjustments

	Total Funding Adjustments
Sources	—
Requirements	
Gross Appropriations	—
Intrafund Transfers	—
Net County Cost	—
Positions	—

Employment Services (7320P)

Resource Allocation Summary

	Actual 2019-20	Actual 2020-21	Adopted 2021-22	Revised 2022-23	Recomm 2022-23	Change 2022-23
Total Sources	10,852,458	9,715,686	14,928,586	14,797,865	14,301,369	(496,496)
Total Requirements	13,303,195	12,654,183	17,317,074	17,239,541	16,825,879	(413,662)
Net County Cost	2,450,737	2,938,496	2,388,488	2,441,676	2,524,510	82,834
Salary Resolution	52.0	51.0	52.0	49.0	49.0	—
Funded FTE	52.0	51.0	52.0	49.0	49.0	—

17. Adjustments to Provide Current Level Services: Budget adjustments are made to reflect current costs for existing levels of service and performance in FY 2022-23, including: negotiated salary and benefit increases; merit increases and adjustments to retiree health contributions; increases in internal service charges; and elimination of one-time revenues and expenditures. As a one-time funding source, Fund Balance is removed from the Current Level Budget. Net funding adjustments in FY 2022-23 total \$82,834.

	CLB Funding Adjustments FY 2022-23
Sources	(539,506)
Requirements	
Gross Appropriations	(456,672)
Intrafund Transfers	—
Net County Cost	82,834
Positions	—

18. Fund Balance Adjustment - Staff Security Enhancement Project: This action re-appropriates Fund Balance from the prior year to enhance staff security and work environment. This department wide project will upgrade all lobby and reception areas to increase staff security as well as provide permanent barriers that will reduce the spread of airborne illnesses such as COVID at all department reception desks, creating a healthier work environment.

	RLB Funding Adjustments FY 2022-23
Sources	43,010
Requirements	
Gross Appropriations	43,010
Intrafund Transfers	—
Net County Cost	—
Positions	—

FY 2022-23 Total Funding Adjustments

	Total Funding Adjustments
Sources	(496,496)
Requirements	
Gross Appropriations	(413,662)
Intrafund Transfers	—
Net County Cost	82,834
Positions	—

Vocational Rehab Services (7330P)

Resource Allocation Summary

	Actual 2019-20	Actual 2020-21	Adopted 2021-22	Revised 2022-23	Recomm 2022-23	Change 2022-23
Total Sources	3,905,807	3,626,782	4,339,997	3,399,777	5,821,777	2,422,000
Total Requirements	5,304,011	5,260,150	6,926,745	6,064,380	8,885,663	2,821,283
Net County Cost	1,398,205	1,633,368	2,586,748	2,664,603	3,063,886	399,283
Salary Resolution	35.0	35.0	34.0	36.0	36.0	—
Funded FTE	35.0	35.0	34.0	36.0	36.0	—

19. Adjustments to Provide Current Level Services: Budget adjustments are made to reflect current costs for existing levels of service and performance in FY 2022-23, including: negotiated salary and benefit increases; merit increases and adjustments to retiree health contributions; increases in internal service charges; and elimination of one-time revenues and expenditures. As a one-time funding source, Fund Balance is removed from the Current Level Budget. Net funding adjustments in FY 2022-23 total \$399,283.

	CLB Funding Adjustments FY 2022-23
Sources	397,000
Requirements	
Gross Appropriations	796,283
Intrafund Transfers	—
Net County Cost	399,283
Positions	—

20. Fund Balance Adjustment - Fixed Assets: This action re-appropriates Fund Balance from the prior year for fixed asset equipment for the County's Vocational Rehabilitation Services program. Anticipated fixed asset purchases include the following items: stove, converter belts, heat tunnel and shrink, commercial mixer, cabinet oven and freezer.

	RLB Funding Adjustments FY 2022-23
Sources	125,000
Requirements	
Gross Appropriations	125,000
Intrafund Transfers	—
Net County Cost	—
Positions	—

21. Fund Balance Adjustment - Vocational Rehabilitation Services Culinary Classroom Build-out: This action re-appropriates Fund Balance from the prior year and adds funding to create a VRS training facility at 550 Quarry Road in San Carlos to teach commercial culinary skills to county residents receiving VRS services. The second kitchen would expand the culinary training in partnership with the community college. Needs include sheet rock repair, addition of a cloud or drop ceiling, addition of a drain and water line, and power supply and flooring to meet environmental inspection.

RLB Funding Adjustments FY 2022-23	
Sources	1,500,000
Requirements	
Gross Appropriations	1,500,000
Intrafund Transfers	—
Net County Cost	—
Positions	—

22. Fund Balance Adjustment - Vocational Rehabilitation Services Culinary Classroom Equipment: This action re-appropriates Fund Balance from the prior year to purchase and equip the new Vocational Rehabilitation Services (VRS) training facility at 550 Quarry Road in San Carlos to teach commercial culinary skills to county residents receiving VRS services. This equipment will be used in the hands-on training environment and will complement the partnership with the community college to provide an accredited college course in culinary services. This equipment is essential to demonstrate applied knowledge of the curriculum.

RLB Funding Adjustments FY 2022-23	
Sources	70,000
Requirements	
Gross Appropriations	70,000
Intrafund Transfers	—
Net County Cost	—
Positions	—

23. Fund Balance Adjustment - Staff Security Enhancement Project : This action re-appropriates Fund Balance from the prior year to enhance staff security and work environment. This department wide project will upgrade all lobby and reception areas to increase staff security as well as provide permanent barriers that will reduce the spread of airborne illnesses such as COVID at all department reception desks, creating a healthier work environment.

RLB Funding Adjustments FY 2022-23	
Sources	330,000
Requirements	
Gross Appropriations	330,000
Intrafund Transfers	—
Net County Cost	—
Positions	—

FY 2022-23 Total Funding Adjustments

	Total Funding Adjustments
Sources	2,422,000
Requirements	
Gross Appropriations	2,821,283
Intrafund Transfers	—
Net County Cost	399,283
Positions	—

Children and Family Services (7420P)

Resource Allocation Summary

	Actual 2019-20	Actual 2020-21	Adopted 2021-22	Revised 2022-23	Recomm 2022-23	Change 2022-23
Total Sources	47,439,151	56,455,503	69,183,114	68,062,347	69,249,829	1,187,482
Total Requirements	68,596,885	66,210,415	91,768,855	91,227,993	92,371,155	1,143,162
Net County Cost	21,157,734	9,754,912	22,585,741	23,165,646	23,121,326	(44,320)
Salary Resolution	211.0	208.0	210.0	207.0	206.0	(1.0)
Funded FTE	211.0	208.0	210.0	207.0	206.0	(1.0)

24. Adjustments to Provide Current Level Services: Budget adjustments are made to reflect current costs for existing levels of service and performance in FY 2022-23, including: negotiated salary and benefit increases; merit increases and adjustments to retiree health contributions; increases in internal service charges; and elimination of one-time revenues and expenditures. As a one-time funding source, Fund Balance is removed from the Current Level Budget. Net funding adjustments in FY 2022-23 total \$104,290.

	CLB Funding Adjustments FY 2022-23
Sources	(730,918)
Requirements	
Gross Appropriations	166,692
Intrafund Transfers	—
Contingencies/Dept Reserves	(793,320)
Net County Cost	104,290
Positions	—

25. Position Transfer: One Children's Services Social Worker II position is deleted in Children and Family Services and added back as a Human Services Analyst II position in Homeless and Safety Net Services to address program needs.

	RLB Funding Adjustments FY 2022-23
Sources	—
Requirements	
Gross Appropriations	(148,610)
Intrafund Transfers	—
Net County Cost	(148,610)
Positions	(1)

26. Measure K Adjustment: This action decreases Measure K appropriation for the At Risk Child (HSAPI) by \$111,457 and At Risk Foster Youth Services (HSAYS) initiative by \$358,806 to cover increases to the CASA Advocates (HSAFC) by \$57,401 and Public Health Nurse Program (HSAPH) by \$410,862.

RLB Funding Adjustments FY 2022-23	
Sources	—
Requirements	
Gross Appropriations	—
Intrafund Transfers	—
Net County Cost	—
Positions	—

27. Fund Balance Adjustment - Staff Security Enhancement Project : This action re-appropriates Fund Balance from the prior year to enhance staff security and work environment. This department wide project will upgrade all lobby and reception areas to increase staff security as well as provide permanent barriers that will reduce the spread of airborne illnesses such as COVID at all department reception desks, creating a healthier work environment.

RLB Funding Adjustments FY 2022-23	
Sources	975,080
Requirements	
Gross Appropriations	975,080
Intrafund Transfers	—
Net County Cost	—
Positions	—

28. Fund Balance Adjustment - Elysian Fixed Assets: This action re-appropriates Fund Balance from the prior year for potential fixed assets and equipment needed for the Elysian facility. Assets and equipment may include security and access control system, kitchen appliances, and laundry machines.

RLB Funding Adjustments FY 2022-23	
Sources	150,000
Requirements	
Gross Appropriations	150,000
Intrafund Transfers	—
Net County Cost	—
Positions	—

29. Fund Balance Adjustment - CYSOC Reserves: This action re-appropriates Fund Balance from the prior year for Children and Youth System of Care (CYSOC) Collaborative restricted reserves.

RLB Funding Adjustments FY 2022-23	
Sources	793,320
Requirements	
Gross Appropriations	—
Intrafund Transfers	—
Contingencies/Dept Reserves	793,320
Net County Cost	—
Positions	—

FY 2022-23 Total Funding Adjustments

Total Funding Adjustments	
Sources	1,187,482
Requirements	
Gross Appropriations	1,143,162
Intrafund Transfers	—
Contingencies/Dept Reserves	—
Net County Cost	(44,320)
Positions	(1)

Homeless and Safety Net Services (7510P)

Resource Allocation Summary

	Actual 2019-20	Actual 2020-21	Adopted 2021-22	Revised 2022-23	Recomm 2022-23	Change 2022-23
Total Sources	9,474,306	14,558,929	16,645,227	15,137,547	17,195,142	2,057,595
Total Requirements	14,773,805	21,080,982	24,188,652	22,476,000	24,452,005	1,976,005
Net County Cost	5,299,499	6,522,054	7,543,425	7,338,453	7,256,863	(81,590)
Salary Resolution	7.0	7.0	7.0	7.0	8.0	1.0
Funded FTE	7.0	7.0	7.0	7.0	8.0	1.0

30. Adjustments to Provide Current Level Services: Budget adjustments are made to reflect current costs for existing levels of service and performance in FY 2022-23, including: negotiated salary and benefit increases; merit increases and adjustments to retiree health contributions; increases in internal service charges; and elimination of one-time revenues and expenditures. As a one-time funding source, Fund Balance is removed from the Current Level Budget. Net funding adjustments in FY 2022-23 total (\$231,509).

	CLB Funding Adjustments FY 2022-23
Sources	1,597,595
Requirements	
Gross Appropriations	1,366,086
Intrafund Transfers	—
Net County Cost	(231,509)
Positions	—

31. Human Services Analyst II: One Children's Services Social Worker II position is deleted in Children and Family Services and added back as a Human Services Analyst II position in Homeless and Safety Net Services to address program needs.

	RLB Funding Adjustments FY 2022-23
Sources	—
Requirements	
Gross Appropriations	149,919
Intrafund Transfers	—
Net County Cost	149,919
Positions	1

32. Fund Balance Adjustment - Safe Harbor Shelter Renovations: This action re-appropriates Fund Balance from the prior year to manage the completion of shelter renovations by the Department of Public Works at the County's Safe Harbor shelter.

RLB Funding Adjustments FY 2022-23	
Sources	500,000
Requirements	
Gross Appropriations	500,000
Intrafund Transfers	—
Net County Cost	—
Positions	—

33. Measure K Adjustment : This action removes Measure K Rollover revenue and associated budget appropriation for the One Day Count which was completed in FY 2021-22.

RLB Funding Adjustments FY 2022-23	
Sources	(40,000)
Requirements	
Gross Appropriations	(40,000)
Intrafund Transfers	—
Net County Cost	—
Positions	—

FY 2022-23 Total Funding Adjustments

Total Funding Adjustments	
Sources	2,057,595
Requirements	
Gross Appropriations	1,976,005
Intrafund Transfers	—
Net County Cost	(81,590)
Positions	1

Community Capacity (7520P)

Resource Allocation Summary

	Actual 2019-20	Actual 2020-21	Adopted 2021-22	Revised 2022-23	Recomm 2022-23	Change 2022-23
Total Sources	605,052	734,718	734,088	734,088	937,495	203,407
Total Requirements	2,124,556	1,908,063	2,013,178	2,014,946	2,367,049	352,103
Net County Cost	1,519,504	1,173,345	1,279,090	1,280,858	1,429,554	148,696
Salary Resolution	8.0	9.0	8.5	9.0	9.0	—
Funded FTE	8.0	9.0	8.5	9.0	9.0	—

34. Adjustments to Provide Current Level Services: Budget adjustments are made to reflect current costs for existing levels of service and performance in FY 2022-23, including: negotiated salary and benefit increases; merit increases and adjustments to retiree health contributions; increases in internal service charges; and elimination of one-time revenues and expenditures. As a one-time funding source, Fund Balance is removed from the Current Level Budget. Net funding adjustments in FY 2022-23 total \$148,696.

	CLB Funding Adjustments FY 2022-23
Sources	203,407
Requirements	
Gross Appropriations	352,103
Intrafund Transfers	—
Net County Cost	148,696
Positions	—

FY 2022-23 Total Funding Adjustments

	Total Funding Adjustments
Sources	203,407
Requirements	
Gross Appropriations	352,103
Intrafund Transfers	—
Net County Cost	148,696
Positions	—

Department of Child Support Services (2600B)

All Funds FY 2022-23 Budget Unit Summary

	Actual 2019-20	Actual 2020-21	Adopted 2021-22	Revised 2022-23	Recomm 2022-23	Change 2022-23
Sources						
Intergovernmental Revenues	11,643,890	10,717,752	9,927,860	9,927,860	9,927,860	—
Miscellaneous Revenue	—	—	603,664	660,587	284,935	(375,652)
Total Revenue	11,643,890	10,717,752	10,531,524	10,588,447	10,212,795	(375,652)
Total Sources	11,643,890	10,717,752	10,531,524	10,588,447	10,212,795	(375,652)
Requirements						
Salaries and Benefits	10,270,962	10,328,143	9,771,536	9,845,451	9,373,540	(471,911)
Services and Supplies	474,519	190,322	222,603	222,603	197,333	(25,270)
Other Charges	643,049	603,198	651,375	662,626	595,181	(67,445)
Other Financing Uses	255,360	239,159	196,989	198,069	193,526	(4,543)
Gross Appropriations	11,643,890	11,360,821	10,842,503	10,928,749	10,359,580	(569,169)
Intrafund Transfers	—	(643,069)	(310,979)	(340,302)	(146,785)	193,517
Net Appropriations	11,643,890	10,717,752	10,531,524	10,588,447	10,212,795	(375,652)
Total Requirements	11,643,890	10,717,752	10,531,524	10,588,447	10,212,795	(375,652)
Net County Cost	—	—	—	—	—	—
Salary Resolution	68.0	67.0	61.0	61.0	57.0	(4.0)
Funded FTE	68.0	67.0	60.9	60.9	56.9	(4.0)

Department of Child Support Services (2600P)

Resource Allocation Summary

	Actual 2019-20	Actual 2020-21	Adopted 2021-22	Revised 2022-23	Recomm 2022-23	Change 2022-23
Total Sources	11,643,890	10,717,752	10,531,524	10,588,447	10,212,795	(375,652)
Total Requirements	11,643,890	10,717,752	10,531,524	10,588,447	10,212,795	(375,652)
Net County Cost	—	—	—	—	—	—
Salary Resolution	68.0	67.0	61.0	61.0	57.0	(4.0)
Funded FTE	68.0	67.0	60.9	60.9	56.9	(4.0)

1. Adjustments to Provide Current Level Services: Budget adjustments are made to reflect current costs for existing levels of service and performance in FY 2022-23, including: negotiated salary and benefit increases; merit increases and adjustments to retiree health contributions; and decreases in internal service charges. Net funding adjustments in FY 2022-23 total \$525,557.

	CLB Funding Adjustments FY 2022-23
Sources	(375,652)
Requirements	
Gross Appropriations	(43,612)
Intrafund Transfers	193,517
Net County Cost	525,557
Positions	—

2. Four Position Reductions: The Department continues to work through staffing and business redesign implemented due to a large funding reduction in FY 2020-21. Child Support Services is adjusting staff to a net elimination of four vacant positions, including two Child Support Analysts, one Child Support Technician, and one Child Support Specialist, to align with current business process and offset salary and benefit costs.

	RLB Funding Adjustments FY 2022-23
Sources	—
Requirements	
Gross Appropriations	(525,557)
Intrafund Transfers	—
Net County Cost	(525,557)
Positions	(4)

FY 2022-23 Total Funding Adjustments

	Total Funding Adjustments
Sources	(375,652)
Requirements	
Gross Appropriations	(569,169)
Intrafund Transfers	193,517
Net County Cost	—
Positions	(4)

Community Services



Planning and Building (3800B)

All Funds FY 2022-23 Budget Unit Summary

	Actual 2019-20	Actual 2020-21	Adopted 2021-22	Revised 2022-23	Recomm 2022-23	Change 2022-23
Sources						
Taxes	(41,775)	36,519	937,850	145,874	150,250	4,376
Licenses, Permits and Franchises	3,148,784	3,583,539	3,678,527	4,439,310	4,439,310	—
Fines, Forfeitures and Penalties	1,872	144	—	—	—	—
Charges for Services	1,859,962	1,734,817	2,227,661	2,680,586	2,688,258	7,672
Interfund Revenue	52,874	185,655	104,275	104,275	104,275	—
Miscellaneous Revenue	326,038	352,056	418,100	1,052,546	1,052,546	—
Total Revenue	5,347,755	5,892,730	7,366,413	8,422,591	8,434,639	12,048
Fund Balance	2,780,398	2,674,820	2,340,986	1,052,511	1,348,488	295,977
Total Sources	8,128,153	8,567,550	9,707,399	9,475,102	9,783,127	308,025
Requirements						
Salaries and Benefits	9,558,549	10,074,821	12,862,004	13,119,731	13,284,520	164,789
Services and Supplies	1,187,503	1,685,227	2,207,782	1,952,254	2,017,228	64,974
Other Charges	987,912	1,238,402	1,176,197	1,209,946	1,157,315	(52,631)
Reclassification of Expenses	—	—	—	—	—	—
Fixed Assets	—	—	25,000	—	—	—
Other Financing Uses	50,348	49,715	54,812	54,812	48,457	(6,355)
Gross Appropriations	11,784,311	13,048,165	16,325,795	16,336,743	16,507,520	170,777
Intrafund Transfers	(336,214)	(386,574)	(336,214)	(336,214)	(336,214)	—
Net Appropriations	11,448,097	12,661,590	15,989,581	16,000,529	16,171,306	170,777
Contingencies/Dept Reserves	1,190,956	1,165,956	1,052,511	1,019,590	1,019,590	—
Total Requirements	12,639,053	13,827,546	17,042,092	17,020,119	17,190,896	170,777
Net County Cost	4,510,901	5,259,996	7,334,693	7,545,017	7,407,769	(137,248)
Salary Resolution	67.0	67.0	67.0	67.0	68.0	1.0
Funded FTE	67.0	66.5	66.4	66.0	67.0	1.0

Administration and Support (3810P)

Resource Allocation Summary

	Actual 2019-20	Actual 2020-21	Adopted 2021-22	Revised 2022-23	Recomm 2022-23	Change 2022-23
Total Sources	2,885,582	2,884,712	2,498,986	1,210,511	1,506,488	295,977
Total Requirements	2,618,785	1,375,847	1,204,236	844,306	1,011,857	167,551
Net County Cost	(266,797)	(1,508,865)	(1,294,750)	(366,205)	(494,631)	(128,426)
Salary Resolution	19.0	18.0	18.0	18.0	19.0	1.0
Funded FTE	19.0	18.0	18.0	18.0	19.0	1.0

1. Adjustments to Provide Current Level Services: Budget adjustments are made to reflect current costs for existing levels of service and performance in FY 2022-23, including: negotiated salary and benefit increases; merit increases and adjustments to retiree health contributions; and decreases in internal service charges. As a one-time funding source, Fund Balance is removed from the Current Level Budget. Net funding adjustments in FY 2022-23 total \$1,036,602.

	CLB Funding Adjustments FY 2022-23
Sources	(1,052,511)
Requirements	
Gross Appropriations	(15,909)
Intrafund Transfers	—
Net County Cost	1,036,602
Positions	—

2. Management Analyst: A limited-term, work-out-of-class Management Analyst position is made permanent to maintain critical support for operations.

	RLB Funding Adjustments FY 2022-23
Sources	—
Requirements	
Gross Appropriations	183,460
Intrafund Transfers	—
Net County Cost	183,460
Positions	1

3. Fund Balance Adjustment: This action re-appropriates Fund Balance from the prior year and includes adjustments to Year-End Fund Balance.

RLB Funding Adjustments FY 2022-23	
Sources	1,348,488
Requirements	
Gross Appropriations	—
Intrafund Transfers	—
Net County Cost	(1,348,488)
Positions	—

FY 2022-23 Total Funding Adjustments

Total Funding Adjustments	
Sources	295,977
Requirements	
Gross Appropriations	167,551
Intrafund Transfers	—
Net County Cost	(128,426)
Positions	1

Code Compliance Program (3820P)

Resource Allocation Summary

	Actual 2019-20	Actual 2020-21	Adopted 2021-22	Revised 2022-23	Recomm 2022-23	Change 2022-23
Total Sources	186,690	176,460	180,000	202,446	202,446	—
Total Requirements	1,113,436	1,414,853	2,226,732	2,251,969	2,329,519	77,550
Net County Cost	926,747	1,238,393	2,046,732	2,049,523	2,127,073	77,550
Salary Resolution	7.0	8.0	7.0	8.0	8.0	—
Funded FTE	7.0	8.0	7.0	8.0	8.0	—

4. Adjustments to Provide Current Level Services: Budget adjustments are made to reflect current costs for existing levels of service and performance in FY 2022-23, including: negotiated salary and benefit increases; merit increases and adjustments to retiree health contributions; and increases in internal service charges. Net funding adjustments in FY 2022-23 total \$77,550.

	CLB Funding Adjustments FY 2022-23
Sources	—
Requirements	
Gross Appropriations	77,550
Intrafund Transfers	—
Net County Cost	77,550
Positions	—

FY 2022-23 Total Funding Adjustments

	Total Funding Adjustments
Sources	—
Requirements	
Gross Appropriations	77,550
Intrafund Transfers	—
Net County Cost	77,550
Positions	—

Long Range Planning Services (3830P)

Resource Allocation Summary

	Actual 2019-20	Actual 2020-21	Adopted 2021-22	Revised 2022-23	Recomm 2022-23	Change 2022-23
Total Sources	(39,508)	42,460	1,052,125	870,149	874,525	4,376
Total Requirements	304,412	780,718	1,668,932	1,663,454	1,725,764	62,310
Net County Cost	343,921	738,258	616,807	793,305	851,239	57,934
Salary Resolution	3.0	3.0	3.0	3.0	3.0	—
Funded FTE	3.0	3.0	3.0	3.0	3.0	—

5. Adjustments to Provide Current Level Services: Budget adjustments are made to reflect current costs for existing levels of service and performance in FY 2022-23, including: negotiated salary and benefit increases; merit increases and adjustments to retiree health contributions; and increases in internal service charges. Net funding adjustments in FY 2022-23 total \$57,934.

	CLB Funding Adjustments FY 2022-23
Sources	4,376
Requirements	
Gross Appropriations	62,310
Intrafund Transfers	—
Net County Cost	57,934
Positions	—

FY 2022-23 Total Funding Adjustments

	Total Funding Adjustments
Sources	4,376
Requirements	
Gross Appropriations	62,310
Intrafund Transfers	—
Net County Cost	57,934
Positions	—

Building Inspection (3842P)

Resource Allocation Summary

	Actual 2019-20	Actual 2020-21	Adopted 2021-22	Revised 2022-23	Recomm 2022-23	Change 2022-23
Total Sources	3,800,336	4,047,392	4,597,360	5,498,110	5,505,782	7,672
Total Requirements	4,476,949	5,674,972	6,483,347	6,596,418	6,408,873	(187,545)
Net County Cost	676,612	1,627,581	1,885,987	1,098,308	903,091	(195,217)
Salary Resolution	20.0	20.0	21.0	20.0	19.0	(1.0)
Funded FTE	20.0	20.0	21.0	20.0	19.0	(1.0)

6. Adjustments to Provide Current Level Services: Budget adjustments are made to reflect current costs for existing levels of service and performance in FY 2022-23, including: negotiated salary and benefit increases; merit increases and adjustments to retiree health contributions; and increases in internal service charges. Net funding adjustments in FY 2022-23 total (\$99,221).

	CLB Funding Adjustments FY 2022-23
Sources	7,672
Requirements	
Gross Appropriations	(91,549)
Intrafund Transfers	—
Net County Cost	(99,221)
Positions	—

7. Office Assistant II: One vacant Office Assistant II position is deleted as part of organizational restructuring to align with operational needs.

	RLB Funding Adjustments FY 2022-23
Sources	—
Requirements	
Gross Appropriations	(95,996)
Intrafund Transfers	—
Net County Cost	(95,996)
Positions	(1)

FY 2022-23 Total Funding Adjustments

	Total Funding Adjustments
Sources	7,672
Requirements	
Gross Appropriations	(187,545)
Intrafund Transfers	—
Net County Cost	(195,217)
Positions	(1)

Planning and Development Review (3843P)

Resource Allocation Summary

	Actual 2019-20	Actual 2020-21	Adopted 2021-22	Revised 2022-23	Recomm 2022-23	Change 2022-23
Total Sources	1,295,053	1,416,528	1,378,928	1,693,886	1,693,886	—
Total Requirements	4,125,471	4,581,156	5,458,845	5,663,972	5,714,883	50,911
Net County Cost	2,830,418	3,164,629	4,079,917	3,970,086	4,020,997	50,911
Salary Resolution	18.0	18.0	18.0	18.0	19.0	1.0
Funded FTE	18.0	17.5	17.5	17.0	18.0	1.0

8. Adjustments to Provide Current Level Services: Budget adjustments are made to reflect current costs for existing levels of service and performance in FY 2022-23, including: negotiated salary and benefit increases; merit increases and adjustments to retiree health contributions; and increases in internal service charges. Net funding adjustments in FY 2022-23 total (\$91,378).

	CLB Funding Adjustments FY 2022-23
Sources	—
Requirements	
Gross Appropriations	(91,378)
Intrafund Transfers	—
Net County Cost	(91,378)
Positions	—

9. Administrative Assistant II: An Administrative Assistant II position is added in the Current Planning Division as part of organizational restructuring to align with operational needs.

	RLB Funding Adjustments FY 2022-23
Sources	—
Requirements	
Gross Appropriations	142,289
Intrafund Transfers	—
Net County Cost	142,289
Positions	1

FY 2022-23 Total Funding Adjustments

	Total Funding Adjustments
Sources	—
Requirements	
Gross Appropriations	50,911
Intrafund Transfers	—
Net County Cost	50,911
Positions	1

Local Agency Formation Commission (3570B)

All Funds FY 2022-23 Budget Unit Summary

	Actual 2019-20	Actual 2020-21	Adopted 2021-22	Revised 2022-23	Recomm 2022-23	Change 2022-23
Sources						
Taxes	—	—	—	—	—	—
Use of Money and Property	(1,452)	185	—	—	200	200
Intergovernmental Revenues	327,370	510,713	421,695	503,835	535,383	31,548
Charges for Services	20,040	152,713	30,000	30,000	30,000	—
Interfund Revenue	163,885	181,479	210,848	251,918	—	(251,918)
Miscellaneous Revenue	37,217	6,800	134,000	4,000	—	(4,000)
Total Revenue	547,060	851,890	796,543	789,753	565,583	(224,170)
Fund Balance	148,836	152,367	401,925	215,293	218,142	2,849
Total Sources	695,896	1,004,257	1,198,468	1,005,046	783,725	(221,321)
Requirements						
Salaries and Benefits	457,711	473,521	481,102	481,686	453,619	(28,067)
Services and Supplies	43,726	68,603	268,653	220,508	133,834	(86,674)
Other Charges	42,091	60,208	85,665	87,559	92,393	4,834
Gross Appropriations	543,528	602,332	835,420	789,753	679,846	(109,907)
Intrafund Transfers	—	—	—	—	—	—
Net Appropriations	543,528	602,332	835,420	789,753	679,846	(109,907)
Contingencies/Dept Reserves	152,367	401,925	363,048	215,293	103,879	(111,414)
Total Requirements	695,896	1,004,257	1,198,468	1,005,046	783,725	(221,321)
Net County Cost	—	—	—	—	—	—
Salary Resolution	2.0	2.0	2.0	2.0	2.0	—
Funded FTE	2.0	2.0	2.0	2.0	2.0	—

Local Agency Formation Commission (3570P)

Resource Allocation Summary

	Actual 2019-20	Actual 2020-21	Adopted 2021-22	Revised 2022-23	Recomm 2022-23	Change 2022-23
Total Sources	695,896	1,004,257	1,198,468	1,005,046	783,725	(221,321)
Total Requirements	695,896	1,004,257	1,198,468	1,005,046	783,725	(221,321)
Net County Cost	—	—	—	—	—	—
Salary Resolution	2.0	2.0	2.0	2.0	2.0	—
Funded FTE	2.0	2.0	2.0	2.0	2.0	—

1. Adjustments to Provide Current Level Services: Budget adjustments are made to reflect current costs for existing levels of service and performance in FY 2022-23, including: negotiated salary and benefit increases; merit increases and adjustments to retiree health contributions; increases in internal service charges; and elimination of one-time revenues and expenditures. As a one-time funding source, Fund Balance is removed from the Current Level Budget. Net funding adjustments in FY 2022-23 total \$257,418.

	CLB Funding Adjustments FY 2022-23
Sources	(439,463)
Requirements	
Gross Appropriations	(70,631)
Intrafund Transfers	—
Contingencies/Dept Reserves	(111,414)
Net County Cost	257,418
Positions	—

2. Fund Balance Adjustment: This action re-appropriates Fund Balance from the prior year and includes adjustments to Year-End Fund Balance.

	RLB Funding Adjustments FY 2022-23
Sources	218,142
Requirements	
Gross Appropriations	—
Intrafund Transfers	—
Net County Cost	(218,142)
Positions	—

3. LAFCo Executive Officer: This action deletes the Principal Management Analyst position and adds a LAFCo Executive Officer position. The latter classification better meets the needs of LAFCo and was approved by this Board on January 25, 2022 in salary resolution 078309.

RLB Funding Adjustments FY 2022-23	
Sources	—
Requirements	
Gross Appropriations	(39,276)
Intrafund Transfers	—
Net County Cost	(39,276)
Positions	—

FY 2022-23 Total Funding Adjustments

Total Funding Adjustments	
Sources	(221,321)
Requirements	
Gross Appropriations	(109,907)
Intrafund Transfers	—
Contingencies/Dept Reserves	(111,414)
Net County Cost	—
Positions	—

Parks Department (3900D)

All Funds FY 2022-23 Budget Unit Summary

	Actual 2019-20	Actual 2020-21	Adopted 2021-22	Revised 2022-23	Recomm 2022-23	Change 2022-23
Sources						
Taxes	8,750,140	5,847,729	16,732,663	7,044,262	7,073,037	28,775
Licenses, Permits and Franchises	—	—	—	—	—	—
Fines, Forfeitures and Penalties	9,055	34,471	9,500	9,500	9,500	—
Use of Money and Property	231,378	244,896	264,378	269,268	269,268	—
Intergovernmental Revenues	55,373	458,022	2,607,141	27,000	27,000	—
Charges for Services	2,749,999	2,839,781	3,175,356	3,453,967	3,870,383	416,416
Interfund Revenue	945	—	999	999	999	—
Miscellaneous Revenue	403,362	185,949	99,918	99,918	99,918	—
Other Financing Sources	3,784,307	6,039,189	28,434,683	116,000	3,673,500	3,557,500
Total Revenue	15,984,558	15,650,036	51,324,638	11,020,914	15,023,605	4,002,691
Fund Balance	6,884,143	7,516,886	7,038,102	5,371,218	6,537,189	1,165,971
Total Sources	22,868,701	23,166,922	58,362,740	16,392,132	21,560,794	5,168,662
Requirements						
Salaries and Benefits	12,402,251	13,323,661	14,399,303	14,443,644	15,252,329	808,685
Services and Supplies	6,398,179	6,020,735	8,873,641	5,007,871	6,287,419	1,279,548
Other Charges	3,568,441	2,938,477	2,682,830	2,691,713	2,799,763	108,050
Fixed Assets	4,092,524	4,831,666	16,881,745	100,000	2,350,000	2,250,000
Other Financing Uses	3,814,723	3,368,417	25,055,408	4,662,739	5,270,922	608,183
Gross Appropriations	30,276,117	30,482,955	67,892,927	26,905,967	31,960,433	5,054,466
Intrafund Transfers	(177,293)	(73,518)	(252,730)	(50,000)	(50,500)	(500)
Net Appropriations	30,098,824	30,409,437	67,640,197	26,855,967	31,909,933	5,053,966
Contingencies/Dept Reserves	2,459,722	2,526,759	2,536,606	2,536,606	2,536,606	—
Non-General Fund Reserves	4,139,391	4,395,663	2,834,612	1,834,612	2,411,709	577,097
Total Requirements	36,697,937	37,331,859	73,011,415	31,227,185	36,858,248	5,631,063
Net County Cost	13,829,237	14,164,936	14,648,675	14,835,053	15,297,454	462,401
Salary Resolution	77.0	77.0	78.0	78.0	78.0	—
Funded FTE	76.8	77.0	78.0	78.0	78.0	—

Parks and Recreation (3900B)

All Funds FY 2022-23 Budget Unit Summary

	Actual 2019-20	Actual 2020-21	Adopted 2021-22	Revised 2022-23	Recomm 2022-23	Change 2022-23
Sources						
Taxes	4,586,788	2,672,164	6,652,786	3,394,262	3,423,037	28,775
Licenses, Permits and Franchises	—	—	—	—	—	—
Fines, Forfeitures and Penalties	8,024	34,414	8,000	8,000	8,000	—
Use of Money and Property	152,740	201,287	223,878	228,768	228,768	—
Intergovernmental Revenues	55,373	154,274	76,399	27,000	27,000	—
Charges for Services	1,241,116	1,289,589	1,669,896	1,923,507	2,339,923	416,416
Interfund Revenue	945	—	999	999	999	—
Miscellaneous Revenue	90,798	186,605	99,918	99,918	99,918	—
Other Financing Sources	67,335	63,055	795,120	116,000	673,500	557,500
Total Revenue	6,203,118	4,601,388	9,526,996	5,798,454	6,801,145	1,002,691
Fund Balance	3,169,601	3,063,792	2,642,439	2,536,606	2,616,606	80,000
Total Sources	9,372,719	7,665,180	12,169,435	8,335,060	9,417,751	1,082,691
Requirements						
Salaries and Benefits	11,916,275	12,742,909	13,784,157	13,821,857	14,529,071	707,214
Services and Supplies	4,698,616	4,205,169	7,349,035	4,363,764	5,121,989	758,225
Other Charges	2,959,579	2,352,984	2,376,925	2,385,147	2,465,991	80,844
Fixed Assets	666,083	63,452	1,011,378	100,000	100,000	—
Other Financing Uses	678,974	12,361	12,739	12,739	12,048	(691)
Gross Appropriations	20,919,526	19,376,876	24,534,234	20,683,507	22,229,099	1,545,592
Intrafund Transfers	(177,293)	(73,518)	(252,730)	(50,000)	(50,500)	(500)
Net Appropriations	20,742,233	19,303,357	24,281,504	20,633,507	22,178,599	1,545,092
Contingencies/Dept Reserves	2,459,722	2,526,759	2,536,606	2,536,606	2,536,606	—
Non-General Fund Reserves	—	—	—	—	—	—
Total Requirements	23,201,955	21,830,116	26,818,110	23,170,113	24,715,205	1,545,092
Net County Cost	13,829,237	14,164,936	14,648,675	14,835,053	15,297,454	462,401
Salary Resolution	74.0	74.0	75.0	75.0	75.0	—
Funded FTE	73.8	74.0	75.0	75.0	75.0	—

Parks and Recreation (3900P)

Resource Allocation Summary

	Actual 2019-20	Actual 2020-21	Adopted 2021-22	Revised 2022-23	Recomm 2022-23	Change 2022-23
Total Sources	9,372,719	7,665,180	12,169,435	8,335,060	9,417,751	1,082,691
Total Requirements	23,201,955	21,830,116	26,818,110	23,170,113	24,715,205	1,545,092
Net County Cost	13,829,237	14,164,936	14,648,675	14,835,053	15,297,454	462,401
Salary Resolution	74.0	74.0	75.0	75.0	75.0	—
Funded FTE	73.8	74.0	75.0	75.0	75.0	—

1. Adjustments to Provide Current Level Services: Budget adjustments are made to reflect current costs for existing levels of service and performance in FY 2022-23 including: negotiated salary and benefit increases; merit increases and adjustments to retiree health contributions; other salary and benefit increases; increases in internal service charges; increases in utility costs; and the elimination of one-time revenues and expenditures. As a one-time funding source, Fund Balance is removed from the Current Level Budget. Net funding adjustments in FY 2022-23 total \$3,410,423.

	CLB Funding Adjustments FY 2022-23
Sources	(2,502,831)
Requirements	
Gross Appropriations	908,092
Intrafund Transfers	(500)
Net County Cost	3,410,423
Positions	—

2. Increase in Revenue: Revenue is expected to increase due to a higher demand for parks and recreation related services and annual park passes. It is expected that revenue from Charges for Services will be about six percent above FY 2018-19 levels. The increase in revenue will allow the Parks Department to meet Net County Cost.

	RLB Funding Adjustments FY 2022-23
Sources	411,416
Requirements	
Gross Appropriations	—
Intrafund Transfers	—
Net County Cost	(411,416)
Positions	—

3. Reimbursement for Electricity Charges: Appropriations are added to account for the reimbursement that the General Fund portion of the Parks Department's budget will receive for charges associated with electricity usage at the Coyote Point Marina. The reimbursement will offset the Coyote Point Recreation Area's increased utility, internet, and water costs. Increased costs are primarily due to significant internet upgrades that were performed in FY 2021-22 and increased usage relative to the usage.

RLB Funding Adjustments FY 2022-23	
Sources	100,000
Requirements	
Gross Appropriations	100,000
Intrafund Transfers	—
Net County Cost	—
Positions	—

4. John and Gwen Smart Foundation and San Mateo County Parks Foundation Donations: Donations from the John and Gwen Smart Foundation are transferred from the Coyote Point Park Trust Fund for several projects and purchases that benefit the Coyote Point Recreation Area, including shade structures, infrastructure improvements, picnic table upgrades, and equipment upgrades. Projects and purchases funded by the San Mateo County Parks Foundation include a tree health survey and a valve exerciser.

RLB Funding Adjustments FY 2022-23	
Sources	427,500
Requirements	
Gross Appropriations	427,500
Intrafund Transfers	—
Net County Cost	—
Positions	—

5. Trust Fund Transfers: Appropriations are added to account for the transfer of previously received donations from the Coyote Point Park, Junipero Serra Park, San Pedro Valley, San Bruno Mountain, Memorial Park, and Huddart Park Trust Funds for park-specific projects. Projects include electrical infrastructure and plumbing repairs.

RLB Funding Adjustments FY 2022-23	
Sources	30,000
Requirements	
Gross Appropriations	30,000
Intrafund Transfers	—
Net County Cost	—
Positions	—

6. Fund Balance Adjustment: This action re-appropriates Fund Balance from the prior year and includes adjustments to Year-End Fund Balance. Fund Balance that was previously set aside for the Memorial Park Campground Improvements and Parks Department's reservations system project is appropriated to complete the projects in FY 2022-23.

RLB Funding Adjustments FY 2022-23	
Sources	2,616,606
Requirements	
Gross Appropriations	80,000
Intrafund Transfers	—
Net County Cost	(2,536,606)
Positions	—

FY 2022-23 Total Funding Adjustments

Total Funding Adjustments	
Sources	1,082,691
Requirements	
Gross Appropriations	1,545,592
Intrafund Transfers	(500)
Net County Cost	462,401
Positions	—

Fish and Game (3950B)

All Funds FY 2022-23 Budget Unit Summary

	Actual 2019-20	Actual 2020-21	Adopted 2021-22	Revised 2022-23	Recomm 2022-23	Change 2022-23
Sources						
Fines, Forfeitures and Penalties	1,030	56	1,500	1,500	1,500	—
Use of Money and Property	1,143	750	500	500	500	—
Total Revenue	2,174	806	2,000	2,000	2,000	—
Fund Balance	59,897	62,071	62,877	54,877	54,877	—
Total Sources	62,071	62,877	64,877	56,877	56,877	—
Requirements						
Services and Supplies	—	—	10,000	2,000	2,000	—
Gross Appropriations	—	—	10,000	2,000	2,000	—
Intrafund Transfers						
Net Appropriations	—	—	10,000	2,000	2,000	—
Contingencies/Dept Reserves	—	—	—	—	—	—
Non-General Fund Reserves	62,071	62,877	54,877	54,877	54,877	—
Total Requirements	62,071	62,877	64,877	56,877	56,877	—
Net County Cost	—	—	—	—	—	—

Fish and Game (3950P)

Resource Allocation Summary

	Actual 2019-20	Actual 2020-21	Adopted 2021-22	Revised 2022-23	Recomm 2022-23	Change 2022-23
Total Sources	62,071	62,877	64,877	56,877	56,877	—
Total Requirements	62,071	62,877	64,877	56,877	56,877	—
Net County Cost	—	—	—	—	—	—

1. Adjustments to Provide Current Level Services: As a one-time funding source, Fund Balance is removed from the Current Level Budget. Net funding adjustments in FY 2022-23 total \$54,877.

	CLB Funding Adjustments FY 2022-23
Sources	(54,877)
Requirements	
Gross Appropriations	—
Intrafund Transfers	—
Net County Cost	54,877
Positions	—

2. Fund Balance Adjustment: This action re-appropriates Fund Balance from the prior year and includes adjustments to Year-End Fund Balance.

	RLB Funding Adjustments FY 2022-23
Sources	54,877
Requirements	
Gross Appropriations	—
Intrafund Transfers	—
Net County Cost	(54,877)
Positions	—

FY 2022-23 Total Funding Adjustments

	Total Funding Adjustments
Sources	—
Requirements	
Gross Appropriations	—
Intrafund Transfers	—
Net County Cost	—
Positions	—

Coyote Point Marina (3980B)

All Funds FY 2022-23 Budget Unit Summary

	Actual 2019-20	Actual 2020-21	Adopted 2021-22	Revised 2022-23	Recomm 2022-23	Change 2022-23
Sources						
Use of Money and Property	48,067	22,194	20,000	20,000	20,000	—
Intergovernmental Revenues	—	80,276	62,000	—	—	—
Charges for Services	1,508,883	1,550,192	1,505,460	1,530,460	1,530,460	—
Miscellaneous Revenue	16,516	(656)	—	—	—	—
Total Revenue	1,573,466	1,652,005	1,587,460	1,550,460	1,550,460	—
Fund Balance	1,870,899	2,272,741	2,420,901	1,420,901	1,929,775	508,874
Total Sources	3,444,364	3,924,746	4,008,361	2,971,361	3,480,235	508,874
Requirements						
Salaries and Benefits	485,976	580,751	615,146	621,787	723,258	101,471
Services and Supplies	390,489	337,601	946,409	622,107	393,430	(228,677)
Other Charges	608,862	585,493	305,905	306,566	333,772	27,206
Fixed Assets	—	—	—	—	—	—
Other Financing Uses	—	—	720,000	1,000,000	1,608,874	608,874
Gross Appropriations	1,485,327	1,503,845	2,587,460	2,550,460	3,059,334	508,874
Intrafund Transfers						
Net Appropriations	1,485,327	1,503,845	2,587,460	2,550,460	3,059,334	508,874
Contingencies/Dept Reserves	—	—	—	—	—	—
Non-General Fund Reserves	1,959,038	2,420,901	1,420,901	420,901	420,901	—
Total Requirements	3,444,364	3,924,746	4,008,361	2,971,361	3,480,235	508,874
Net County Cost	—	—	—	—	—	—
Salary Resolution	3.0	3.0	3.0	3.0	3.0	—
Funded FTE	3.0	3.0	3.0	3.0	3.0	—

Coyote Point Marina (3980P)

Resource Allocation Summary

	Actual 2019-20	Actual 2020-21	Adopted 2021-22	Revised 2022-23	Recomm 2022-23	Change 2022-23
Total Sources	3,444,364	3,924,746	4,008,361	2,971,361	3,480,235	508,874
Total Requirements	3,444,364	3,924,746	4,008,361	2,971,361	3,480,235	508,874
Net County Cost	—	—	—	—	—	—
Salary Resolution	3.0	3.0	3.0	3.0	3.0	—
Funded FTE	3.0	3.0	3.0	3.0	3.0	—

1. Adjustments to Provide Current Level Services: Budget adjustments are made to reflect current costs for existing levels of service and performance in FY 2022-23 including: negotiated salary and benefit increases; merit increases and adjustments to retiree health contributions; increases in internal service charges; and the elimination of one-time revenues and expenditures. As a one-time funding source, Fund Balance is removed from the Current Level Budget. Net funding adjustments in FY 2022-23 total \$331,093.

	CLB Funding Adjustments FY 2022-23
Sources	(1,420,901)
Requirements	
Gross Appropriations	(1,089,808)
Intrafund Transfers	—
Net County Cost	331,093
Positions	—

2. Dock Worker: To address current staffing needs, one limited term Dock Worker position is added to the Coyote Point Marina. The position is primarily needed to perform dock maintenance and repairs.

	RLB Funding Adjustments FY 2022-23
Sources	—
Requirements	
Gross Appropriations	89,808
Intrafund Transfers	—
Net County Cost	89,808
Positions	—

3. Fund Balance Adjustment: This action re-appropriates Fund Balance from the prior year and includes adjustments to Year-End Fund Balance. Fund Balance is appropriated to complete the Coyote Point Marina dredging project.

RLB Funding Adjustments FY 2022-23	
Sources	1,929,775
Requirements	
Gross Appropriations	1,508,874
Intrafund Transfers	—
Net County Cost	(420,901)
Positions	—

4. Electricity Charges: Appropriations are added to reimburse the General Fund portion of the Parks Department's budget for charges associated with electricity usage at the Coyote Point Marina. Several reductions in Services and Supplies were made to absorb the electricity charges.

RLB Funding Adjustments FY 2022-23	
Sources	—
Requirements	
Gross Appropriations	—
Intrafund Transfers	—
Net County Cost	—
Positions	—

FY 2022-23 Total Funding Adjustments

Total Funding Adjustments	
Sources	508,874
Requirements	
Gross Appropriations	508,874
Intrafund Transfers	—
Net County Cost	—
Positions	—

Parks Capital Projects (3990B)

All Funds FY 2022-23 Budget Unit Summary

	Actual 2019-20	Actual 2020-21	Adopted 2021-22	Revised 2022-23	Recomm 2022-23	Change 2022-23
Sources						
Taxes	4,163,352	3,175,565	10,079,877	3,650,000	3,650,000	—
Use of Money and Property	18,044	19,345	20,000	20,000	20,000	—
Intergovernmental Revenues	—	223,473	2,468,742	—	—	—
Miscellaneous Revenue	296,048	—	—	—	—	—
Other Financing Sources	3,716,972	5,976,134	27,639,563	—	3,000,000	3,000,000
Total Revenue	8,194,416	9,394,517	40,208,182	3,670,000	6,670,000	3,000,000
Fund Balance	—	1,915,154	1,911,885	1,358,834	1,935,931	577,097
Total Sources	8,194,416	11,309,671	42,120,067	5,028,834	8,605,931	3,577,097
Requirements						
Services and Supplies	1,309,075	1,477,965	568,197	20,000	770,000	750,000
Fixed Assets	3,426,441	4,768,213	15,870,367	—	2,250,000	2,250,000
Other Financing Uses	1,543,746	3,151,608	24,322,669	3,650,000	3,650,000	—
Gross Appropriations	6,279,262	9,397,786	40,761,233	3,670,000	6,670,000	3,000,000
Intrafund Transfers						
Net Appropriations	6,279,262	9,397,786	40,761,233	3,670,000	6,670,000	3,000,000
Non-General Fund Reserves	1,915,154	1,911,885	1,358,834	1,358,834	1,935,931	577,097
Total Requirements	8,194,416	11,309,671	42,120,067	5,028,834	8,605,931	3,577,097
Net County Cost	—	—	—	—	—	—

Parks Capital Projects (3990P)

Resource Allocation Summary

	Actual 2019-20	Actual 2020-21	Adopted 2021-22	Revised 2022-23	Recomm 2022-23	Change 2022-23
Total Sources	8,194,416	11,309,671	42,120,067	5,028,834	8,605,931	3,577,097
Total Requirements	8,194,416	11,309,671	42,120,067	5,028,834	8,605,931	3,577,097
Net County Cost	—	—	—	—	—	—

1. Adjustments to Provide Current Level Services: As a one-time funding source, Fund Balance is removed from the Current Level Budget. Net funding adjustments in FY 2022-23 total \$1,358,834.

	CLB Funding Adjustments FY 2022-23
Sources	(1,358,834)
Requirements	
Gross Appropriations	—
Intrafund Transfers	—
Net County Cost	1,358,834
Positions	—

2. Rollover of Non-Departmental Services Appropriations: Appropriations are rolled over for the Coyote Point Park Eastern Promenade Rejuvenation Project and the Memorial Park Facility Improvement projects. Rollover appropriations will ensure that project costs are funded through the summer. Rollover appropriations will be adjusted and finalized during September Revisions.

	RLB Funding Adjustments FY 2022-23
Sources	3,000,000
Requirements	
Gross Appropriations	3,000,000
Intrafund Transfers	—
Net County Cost	—
Positions	—

3. Fund Balance Adjustment: This action re-appropriates Fund Balance from the prior year and includes adjustments to Year-End Fund Balance. Excess Fund Balance is set aside in Reserves.

RLB Funding Adjustments FY 2022-23	
Sources	1,935,931
Requirements	
Gross Appropriations	—
Intrafund Transfers	—
Non-General Fund Reserves	577,097
Net County Cost	(1,358,834)
Positions	—

FY 2022-23 Total Funding Adjustments

Total Funding Adjustments	
Sources	3,577,097
Requirements	
Gross Appropriations	3,000,000
Intrafund Transfers	—
Non-General Fund Reserves	577,097
Net County Cost	—
Positions	—

County Library (3700B)

All Funds FY 2022-23 Budget Unit Summary

	Actual 2019-20	Actual 2020-21	Adopted 2021-22	Revised 2022-23	Recomm 2022-23	Change 2022-23
Sources						
Taxes	34,252,271	35,868,573	36,100,144	35,036,681	37,752,120	2,715,439
Use of Money and Property	555,759	462,309	395,542	395,542	371,216	(24,326)
Intergovernmental Revenues	475,325	2,280,703	178,000	178,000	184,500	6,500
Charges for Services	94,281	5,542	24,000	24,000	—	(24,000)
Interfund Revenue	342,900	334,114	466,853	466,853	647,457	180,604
Miscellaneous Revenue	572,807	732,213	1,012,332	142,538	173,391	30,853
Total Revenue	36,293,342	39,683,454	38,176,871	36,243,614	39,128,684	2,885,070
Fund Balance	27,859,743	32,484,732	33,876,245	27,152,280	33,012,318	5,860,038
Total Sources	64,153,086	72,168,186	72,053,116	63,395,894	72,141,002	8,745,108
Requirements						
Salaries and Benefits	17,181,680	17,553,706	21,923,337	22,045,301	23,574,975	1,529,674
Services and Supplies	26,181,062	13,181,156	17,636,402	13,118,935	19,534,126	6,415,191
Other Charges	2,009,647	7,273,663	3,618,604	1,805,141	3,627,950	1,822,809
Fixed Assets	687,750	267,104	1,691,506	—	900,000	900,000
Other Financing Uses	13,566	16,313	30,987	30,987	27,607	(3,380)
Gross Appropriations	46,073,706	38,291,942	44,900,836	37,000,364	47,664,658	10,664,294
Intrafund Transfers	(14,405,352)	—	—	—	—	—
Net Appropriations	31,668,354	38,291,942	44,900,836	37,000,364	47,664,658	10,664,294
Contingencies/Dept Reserves	10,550,540	10,569,050	4,464,763	4,464,763	4,392,600	(72,163)
Non-General Fund Reserves	21,934,192	23,307,195	22,687,517	21,930,767	20,083,744	(1,847,023)
Total Requirements	64,153,086	72,168,186	72,053,116	63,395,894	72,141,002	8,745,108
Net County Cost	—	—	—	—	—	—
Salary Resolution	123.0	129.0	135.0	135.0	146.0	11.0
Funded FTE	109.7	115.9	120.2	122.7	132.9	10.3

County Library (3700P)

Resource Allocation Summary

	Actual 2019-20	Actual 2020-21	Adopted 2021-22	Revised 2022-23	Recomm 2022-23	Change 2022-23
Total Sources	64,153,086	72,168,186	72,053,116	63,395,894	72,141,002	8,745,108
Total Requirements	64,153,086	72,168,186	72,053,116	63,395,894	72,141,002	8,745,108
Net County Cost	—	—	—	—	—	—
Salary Resolution	123.0	129.0	135.0	135.0	146.0	11.0
Funded FTE	109.7	115.9	120.2	122.7	132.9	10.3

1. Adjustments to Provide Current Level Services: Budget adjustments are made to reflect current costs for existing levels of service and performance in FY 2022-23, including: negotiated salary and benefit increases; merit increases and adjustments to retiree health contributions; increases in internal service charges; and elimination of one-time revenues and expenditures. As a one-time funding source, Fund Balance is removed from the Current Level Budget. Net funding adjustments in FY 2022-23 total \$26,121,455.

	CLB Funding Adjustments FY 2022-23
Sources	(25,330,673)
Requirements	
Gross Appropriations	790,782
Intrafund Transfers	—
Net County Cost	26,121,455
Positions	—

2. Eleven Position Additions: This action adds eleven positions. Nine positions, including seven Community Program Specialist IIs, one Library Assistant II, and one Library Branch Manager II, are added to community libraries to support expanded hours, community outreach, and new makerspaces. In addition, two positions, including one Librarian II and one Community Program Specialist II, are added to central administration to provide increased communications and collection management support.

	RLB Funding Adjustments FY 2022-23
Sources	—
Requirements	
Gross Appropriations	1,416,173
Intrafund Transfers	—
Net County Cost	1,416,173
Positions	11

3. Measure K Rollover for East Palo Alto Library: This action rolls over unspent Measure K funds to support the construction of a new library in East Palo Alto.

RLB Funding Adjustments FY 2022-23	
Sources	1,063,463
Requirements	
Gross Appropriations	1,063,463
Intrafund Transfers	—
Net County Cost	—
Positions	—

4. New Makerspaces and Facility Updates: This action allocates funds to build new makerspaces and make improvements to existing facilities. In addition, unspent Library JPA funds to support the construction of a new library in East Palo Alto are rolled over.

RLB Funding Adjustments FY 2022-23	
Sources	—
Requirements	
Gross Appropriations	5,199,000
Intrafund Transfers	—
Net County Cost	5,199,000
Positions	—

5. Service Enhancements: This action allocates funds to enhance the Libraries' collection, including a significant increase for materials in language other than English; increases the allocations for adult literacy and maker programming; and provides funding to pilot offering social service supports in community libraries.

RLB Funding Adjustments FY 2022-23	
Sources	—
Requirements	
Gross Appropriations	1,294,876
Intrafund Transfers	—
Net County Cost	1,294,876
Positions	—

6. Library Lending Machines and New Bookmobile: This action rolls over funds to purchase three library lending machines and allocates funds to replace the Library's bookmobile.

RLB Funding Adjustments FY 2022-23	
Sources	—
Requirements	
Gross Appropriations	900,000
Intrafund Transfers	—
Net County Cost	900,000
Positions	—

7. Fund Balance Adjustment: This action re-appropriates Fund Balance from the prior year and adjusts Reserves to balance.

RLB Funding Adjustments FY 2022-23	
Sources	33,012,318
Requirements	
Gross Appropriations	—
Intrafund Transfers	—
Contingencies/Dept Reserves	(72,163)
Non-General Fund Reserves	(1,847,023)
Net County Cost	(34,931,504)
Positions	—

FY 2022-23 Total Funding Adjustments

Total Funding Adjustments	
Sources	8,745,108
Requirements	
Gross Appropriations	10,664,294
Intrafund Transfers	—
Contingencies/Dept Reserves	(72,163)
Non-General Fund Reserves	(1,847,023)
Net County Cost	—
Positions	11

Office of Sustainability (4000D)

All Funds FY 2022-23 Budget Unit Summary

	Actual 2019-20	Actual 2020-21	Adopted 2021-22	Revised 2022-23	Recomm 2022-23	Change 2022-23
Sources						
Taxes	1,601,940	1,665,443	2,566,485	2,077,861	2,688,930	611,069
Licenses, Permits and Franchises	3,206,148	2,804,774	3,054,321	3,054,321	3,054,321	—
Use of Money and Property	295,155	179,155	163,304	163,388	163,388	—
Intergovernmental Revenues	1,320,757	1,151,021	1,845,872	1,241,404	1,320,793	79,389
Charges for Services	1,832,421	2,241,575	1,871,663	1,871,663	1,871,663	—
Interfund Revenue	—	1,400	—	—	—	—
Miscellaneous Revenue	116,320	23,284	35,000	35,000	76,667	41,667
Other Financing Sources	938,196	721,817	1,665,414	1,730,414	1,829,689	99,275
Total Revenue	9,310,936	8,788,469	11,202,059	10,174,051	11,005,451	831,400
Fund Balance	18,502,819	18,369,541	16,960,206	14,779,248	12,859,675	(1,919,573)
Total Sources	27,813,755	27,158,010	28,162,265	24,953,299	23,865,126	(1,088,173)
Requirements						
Salaries and Benefits	5,544,238	6,018,765	8,178,086	8,359,703	8,276,270	(83,433)
Services and Supplies	8,583,569	7,499,677	16,491,578	12,796,123	13,543,312	747,189
Other Charges	1,551,665	1,966,305	2,509,051	2,009,332	1,431,802	(577,530)
Fixed Assets	32,215	—	—	—	—	—
Other Financing Uses	60,275	106,164	245,255	277,505	345,113	67,608
Gross Appropriations	15,771,962	15,590,910	27,423,970	23,442,663	23,596,497	153,834
Intrafund Transfers	—	—	(562,552)	(157,950)	(157,950)	—
Net Appropriations	15,771,962	15,590,910	26,861,418	23,284,713	23,438,547	153,834
Contingencies/Dept Reserves	1,805,386	1,235,145	1,235,145	1,235,145	1,235,145	—
Non-General Fund Reserves	14,977,219	13,295,806	7,935,879	8,349,091	7,240,373	(1,108,718)
Total Requirements	32,554,567	30,121,862	36,032,442	32,868,949	31,914,065	(954,884)
Net County Cost	4,740,812	2,963,851	7,870,177	7,915,650	8,048,939	133,289
Salary Resolution	26.0	26.0	28.0	28.0	30.0	2.0
Funded FTE	25.5	26.0	28.0	27.9	29.9	2.0

Office of Sustainability (4000B)

All Funds FY 2022-23 Budget Unit Summary

	Actual 2019-20	Actual 2020-21	Adopted 2021-22	Revised 2022-23	Recomm 2022-23	Change 2022-23
Sources						
Taxes	486,849	446,633	1,384,625	884,695	1,490,764	606,069
Use of Money and Property	2	—	—	—	—	—
Intergovernmental Revenues	1,280,427	1,130,248	1,825,071	1,220,603	1,299,992	79,389
Charges for Services	213,700	313,535	125,000	125,000	125,000	—
Interfund Revenue	—	1,210	—	—	—	—
Miscellaneous Revenue	107,159	19,204	30,000	30,000	71,667	41,667
Other Financing Sources	859,796	670,605	1,425,710	1,425,710	1,524,985	99,275
Total Revenue	2,947,933	2,581,435	4,790,406	3,686,008	4,512,408	826,400
Fund Balance	3,823,580	3,392,322	3,664,399	3,205,156	2,469,900	(735,256)
Total Sources	6,771,513	5,973,757	8,454,805	6,891,164	6,982,308	91,144
Requirements						
Salaries and Benefits	3,795,827	4,065,507	5,576,476	5,584,517	5,312,635	(271,882)
Services and Supplies	5,317,416	2,724,919	8,781,117	7,350,025	7,779,139	429,114
Other Charges	541,206	893,144	1,275,251	775,532	842,733	67,201
Fixed Assets	32,215	—	—	—	—	—
Other Financing Uses	20,275	18,894	19,545	19,545	19,545	—
Gross Appropriations	9,706,940	7,702,464	15,652,389	13,729,619	13,954,052	224,433
Intrafund Transfers	—	—	(562,552)	(157,950)	(157,950)	—
Net Appropriations	9,706,940	7,702,464	15,089,837	13,571,669	13,796,102	224,433
Contingencies/Dept Reserves	1,805,386	1,235,145	1,235,145	1,235,145	1,235,145	—
Total Requirements	11,512,326	8,937,609	16,324,982	14,806,814	15,031,247	224,433
Net County Cost	4,740,812	2,963,851	7,870,177	7,915,650	8,048,939	133,289
Salary Resolution	18.0	18.0	19.0	19.0	20.0	1.0
Funded FTE	17.5	18.0	19.0	18.9	19.9	1.0

Administration (4010P)

Resource Allocation Summary

	Actual 2019-20	Actual 2020-21	Adopted 2021-22	Revised 2022-23	Recomm 2022-23	Change 2022-23
Total Sources	1,988,475	1,879,439	2,014,758	1,914,758	1,982,366	67,608
Total Requirements	3,729,574	3,223,989	3,774,163	3,692,664	3,905,318	212,654
Net County Cost	1,741,099	1,344,550	1,759,405	1,777,906	1,922,952	145,046
Salary Resolution	5.0	5.0	6.0	6.0	7.0	1.0
Funded FTE	5.0	5.0	6.0	6.0	7.0	1.0

1. Adjustments to Provide Current Level Services: Budget adjustments are made to reflect current costs for existing levels of service and performance in FY 2022-23, including: negotiated salary and benefit increases; merit increases and adjustments to retiree health contributions; increases in internal service charges; and elimination of one-time revenues and expenditures. As a one-time funding source, Fund Balance is removed from the Current Level Budget. Net funding adjustments in FY 2022-23 total \$1,732,682 .

	CLB Funding Adjustments FY 2022-23
Sources	(1,689,048)
Requirements	
Gross Appropriations	43,634
Intrafund Transfers	—
Net County Cost	1,732,682
Positions	—

2. Fund Balance Adjustment: This action re-appropriates Fund Balance from the prior year and includes adjustments to Year-End Fund Balance that are set aside in Reserves.

	RLB Funding Adjustments FY 2022-23
Sources	1,689,048
Requirements	
Gross Appropriations	—
Intrafund Transfers	—
Net County Cost	(1,689,048)
Positions	—

3. Management Analyst: This change adds a new Management Analyst (B221) position to work across all programs to oversee department-wide administrative and analytical functions in Office of Sustainability. The cost for this position will be covered by a reallocation of expenditures within the Programs. There is no increase to Net County Cost.

RLB Funding Adjustments FY 2022-23	
Sources	67,608
Requirements	
Gross Appropriations	169,020
Intrafund Transfers	—
Net County Cost	101,412
Positions	1

FY 2022-23 Total Funding Adjustments

Total Funding Adjustments	
Sources	67,608
Requirements	
Gross Appropriations	212,654
Intrafund Transfers	—
Net County Cost	145,046
Positions	1

Climate Change / Adaptation (4020P)

Resource Allocation Summary

	Actual 2019-20	Actual 2020-21	Adopted 2021-22	Revised 2022-23	Recomm 2022-23	Change 2022-23
Total Sources	2,085,820	1,206,986	1,638,468	1,424,884	1,149,578	(275,306)
Total Requirements	2,357,496	1,906,665	3,543,482	3,337,264	3,039,486	(297,778)
Net County Cost	271,676	699,679	1,905,014	1,912,380	1,889,908	(22,472)
Salary Resolution	5.0	5.0	5.0	5.0	5.0	—
Funded FTE	4.5	5.0	5.0	5.0	5.0	—

4. Adjustments to Provide Current Level Services: Budget adjustments are made to reflect current costs for existing levels of service and performance in FY 2022-23, including: negotiated salary and benefit increases; merit increases and adjustments to retiree health contributions; increases in internal service charges; and elimination of one-time revenues and expenditures. As a one-time funding source, Fund Balance is removed from the Current Level Budget. Net funding adjustments in FY 2022-23 total \$645,216 .

	CLB Funding Adjustments FY 2022-23
Sources	(909,190)
Requirements	
Gross Appropriations	(263,974)
Intrafund Transfers	—
Net County Cost	645,216
Positions	—

5. Fund Balance Adjustment: This action re-appropriates Fund Balance from the prior year and includes adjustments to Year-End Fund Balance that are set aside in Reserves.

	RLB Funding Adjustments FY 2022-23
Sources	633,884
Requirements	
Gross Appropriations	—
Intrafund Transfers	—
Net County Cost	(633,884)
Positions	—

6. Fund Reallocation for Management Analyst: This action reallocates expenditures to OOS Administration to cover the cost of an office-wide Management Analyst to oversee department-wide administrative and analytical functions.

RLB Funding Adjustments FY 2022-23	
Sources	—
Requirements	
Gross Appropriations	(33,804)
Intrafund Transfers	—
Net County Cost	(33,804)
Positions	—

FY 2022-23 Total Funding Adjustments

Total Funding Adjustments	
Sources	(275,306)
Requirements	
Gross Appropriations	(297,778)
Intrafund Transfers	—
Net County Cost	(22,472)
Positions	—

Livable Communities (4030P)

Resource Allocation Summary

	Actual 2019-20	Actual 2020-21	Adopted 2021-22	Revised 2022-23	Recomm 2022-23	Change 2022-23
Total Sources	2,207,162	1,826,721	3,103,534	2,558,554	3,072,059	513,505
Total Requirements	3,666,102	2,455,746	6,317,417	5,781,922	6,332,619	550,697
Net County Cost	1,458,939	629,025	3,213,883	3,223,368	3,260,560	37,192
Salary Resolution	5.0	5.0	5.0	5.0	5.0	—
Funded FTE	5.0	5.0	5.0	4.9	4.9	—

7. Adjustments to Provide Current Level Services: Budget adjustments are made to reflect current costs for existing levels of service and performance in FY 2022-23, including: negotiated salary and benefit increases; merit increases and adjustments to retiree health contributions; increases in internal service charges; and elimination of one-time revenues and expenditures. As a one-time funding source, Fund Balance is removed from the Current Level Budget. Net funding adjustments in FY 2022-23 total \$70,996.

	CLB Funding Adjustments FY 2022-23
Sources	(92,564)
Requirements	
Gross Appropriations	(21,568)
Intrafund Transfers	—
Net County Cost	70,996
Positions	—

8. Measure K Rollover for Active Transportation Plan: Budget adjustments are made to rollover a portion of one-time appropriations from FY 2021-22 for funding the County Unincorporated Active Transportation Plan for Coleman and Ringwood Avenues study in conjunction with the City of Menlo Park. Remaining one-time Measure K funds will be accounted for in FY 2022-23 September Revisions.

	RLB Funding Adjustments FY 2022-23
Sources	250,000
Requirements	
Gross Appropriations	250,000
Intrafund Transfers	—
Net County Cost	—
Positions	—

9. Measure K Adjustment: This action accounts for a three percent cost of living adjustment increase for a position partially funded by Measure K.

RLB Funding Adjustments FY 2022-23	
Sources	8,752
Requirements	
Gross Appropriations	8,752
Intrafund Transfers	—
Net County Cost	—
Positions	—

10. Measure K Adjustment: This action accounts for a three percent cost of living increase for a position partially funded by Measure K.

RLB Funding Adjustments FY 2022-23	
Sources	2,524
Requirements	
Gross Appropriations	2,524
Intrafund Transfers	—
Net County Cost	—
Positions	—

11. Fund Reallocation for Management Analyst: This action reallocates expenditures to OOS Administration to cover the cost of an office-wide Management Analyst to oversee department-wide administrative and analytical functions.

RLB Funding Adjustments FY 2022-23	
Sources	—
Requirements	
Gross Appropriations	(33,804)
Intrafund Transfers	—
Net County Cost	(33,804)
Positions	—

12. Measure K Adjustment: Reallocating Measure K Home for All funds from the County Executive's Office to the Office of Sustainability as OOS provides staff and administrative support for this initiative.

RLB Funding Adjustments FY 2022-23	
Sources	344,793
Requirements	
Gross Appropriations	344,793
Intrafund Transfers	—
Net County Cost	—
Positions	—

FY 2022-23 Total Funding Adjustments

Total Funding Adjustments	
Sources	513,505
Requirements	
Gross Appropriations	550,697
Intrafund Transfers	—
Net County Cost	37,192
Positions	—

Energy and Water (4040P)

Resource Allocation Summary

	Actual 2019-20	Actual 2020-21	Adopted 2021-22	Revised 2022-23	Recomm 2022-23	Change 2022-23
Total Sources	468,964	1,054,961	1,698,045	992,968	778,305	(214,663)
Total Requirements	1,751,746	1,349,586	2,689,920	1,994,964	1,753,824	(241,140)
Net County Cost	1,282,782	294,625	991,875	1,001,996	975,519	(26,477)
Salary Resolution	3.0	3.0	3.0	3.0	3.0	—
Funded FTE	3.0	3.0	3.0	3.0	3.0	—

13. Adjustments to Provide Current Level Services: Budget adjustments are made to reflect current costs for existing levels of service and performance in FY 2022-23, including: negotiated salary and benefit increases; merit increases and adjustments to retiree health contributions; increases in internal service charges; and elimination of one-time revenues and expenditures. As a one-time funding source, Fund Balance is removed from the Current Level Budget. Net funding adjustments in FY 2022-23 total \$154,295.

	CLB Funding Adjustments FY 2022-23
Sources	(361,631)
Requirements	
Gross Appropriations	(207,336)
Intrafund Transfers	—
Net County Cost	154,295
Positions	—

14. Fund Balance Adjustment: This action re-appropriates Fund Balance from the prior year and includes adjustments to Year-End Fund Balance that are set aside in Reserves.

	RLB Funding Adjustments FY 2022-23
Sources	146,968
Requirements	
Gross Appropriations	—
Intrafund Transfers	—
Net County Cost	(146,968)
Positions	—

15. Fund Reallocation for Management Analyst: This action reallocates expenditures to OOS Administration to cover the cost of an office-wide Management Analyst to oversee department-wide administrative and analytical functions.

RLB Funding Adjustments FY 2022-23	
Sources	—
Requirements	
Gross Appropriations	(33,804)
Intrafund Transfers	—
Net County Cost	(33,804)
Positions	—

FY 2022-23 Total Funding Adjustments

Total Funding Adjustments	
Sources	(214,663)
Requirements	
Gross Appropriations	(241,140)
Intrafund Transfers	—
Net County Cost	(26,477)
Positions	—

Solid Waste Management (4060B)

All Funds FY 2022-23 Budget Unit Summary

	Actual 2019-20	Actual 2020-21	Adopted 2021-22	Revised 2022-23	Recomm 2022-23	Change 2022-23
Sources						
Licenses, Permits and Franchises	3,054,365	2,651,470	2,903,306	2,903,306	2,903,306	—
Use of Money and Property	191,201	110,674	107,872	107,956	107,956	—
Intergovernmental Revenues	30,024	16,886	17,000	17,000	17,000	—
Charges for Services	21,348	201,378	20,000	20,000	20,000	—
Interfund Revenue	—	190	—	—	—	—
Miscellaneous Revenue	9,161	4,080	5,000	5,000	5,000	—
Other Financing Sources	78,399	51,212	239,704	304,704	304,704	—
Total Revenue	3,384,499	3,035,890	3,292,882	3,357,966	3,357,966	—
Fund Balance	10,143,621	9,434,029	7,737,254	6,290,297	5,023,337	(1,266,960)
Total Sources	13,528,120	12,469,919	11,030,136	9,648,263	8,381,303	(1,266,960)
Requirements						
Salaries and Benefits	1,696,258	1,902,642	2,243,348	2,250,678	2,269,127	18,449
Services and Supplies	1,381,456	1,706,730	4,589,722	2,400,376	2,743,279	342,903
Other Charges	976,376	1,036,022	1,168,800	1,168,800	498,955	(669,845)
Other Financing Uses	40,000	87,271	225,710	257,960	325,568	67,608
Gross Appropriations	4,094,091	4,732,665	8,227,580	6,077,814	5,836,929	(240,885)
Intrafund Transfers						
Net Appropriations	4,094,091	4,732,665	8,227,580	6,077,814	5,836,929	(240,885)
Contingencies/Dept Reserves	—	—	—	—	—	—
Non-General Fund Reserves	9,434,029	7,737,254	2,802,556	3,570,449	2,544,374	(1,026,075)
Total Requirements	13,528,120	12,469,919	11,030,136	9,648,263	8,381,303	(1,266,960)
Net County Cost	—	—	—	—	—	—
Salary Resolution	8.0	8.0	9.0	9.0	10.0	1.0
Funded FTE	8.0	8.0	9.0	9.0	10.0	1.0

Solid Waste Management (4060P)

Resource Allocation Summary

	Actual 2019-20	Actual 2020-21	Adopted 2021-22	Revised 2022-23	Recomm 2022-23	Change 2022-23
Total Sources	13,528,120	12,469,919	11,030,136	9,648,263	8,381,303	(1,266,960)
Total Requirements	13,528,120	12,469,919	11,030,136	9,648,263	8,381,303	(1,266,960)
Net County Cost	—	—	—	—	—	—
Salary Resolution	8.0	8.0	9.0	9.0	10.0	1.0
Funded FTE	8.0	8.0	9.0	9.0	10.0	1.0

1. Adjustments to Provide Current Level Services: Budget adjustments are made to reflect current costs for existing levels of service and performance in FY 2022-23, including: negotiated salary and benefit increases; merit increases and adjustments to retiree health contributions; increases in internal service charges; and elimination of one-time revenues and expenditures. As a one-time funding source, Fund Balance is removed from the Current Level Budget. Net funding adjustments in FY 2022-23 total \$6,049,412.

	CLB Funding Adjustments FY 2022-23
Sources	(6,290,297)
Requirements	
Gross Appropriations	(240,885)
Intrafund Transfers	—
Net County Cost	6,049,412
Positions	—

2. Fund Balance Adjustment: This action re-appropriates Fund Balance from the prior year and includes adjustments to Year-End Fund Balance that are set aside in Reserves.

	RLB Funding Adjustments FY 2022-23
Sources	5,023,337
Requirements	
Gross Appropriations	—
Intrafund Transfers	—
Non-General Fund Reserves	(1,026,075)
Net County Cost	(6,049,412)
Positions	—

3. Resource Conservation Specialist III: To implement new, ongoing mandates under SB 1383 and existing mandates under AB 939 for County facilities compliance, one Resource Conservation Specialist III is added in FY 22-23. There are no net increases or decreases to Sources, Requirements, and Net County Cost for this action.

RLB Funding Adjustments FY 2022-23	
Sources	—
Requirements	
Gross Appropriations	—
Intrafund Transfers	—
Net County Cost	—
Positions	1

4. Fund Reallocation for Management Analyst: This action reallocates expenditures to OOS Administration to cover the cost of an office-wide Management Analyst to oversee department-wide administrative and analytical functions. There are no net increases or decreases to Sources, Requirements, and Net County Cost for this action.

RLB Funding Adjustments FY 2022-23	
Sources	—
Requirements	
Gross Appropriations	—
Intrafund Transfers	—
Non-General Fund Reserves	—
Net County Cost	—
Positions	—

FY 2022-23 Total Funding Adjustments

Total Funding Adjustments	
Sources	(1,266,960)
Requirements	
Gross Appropriations	(240,885)
Intrafund Transfers	—
Non-General Fund Reserves	(1,026,075)
Net County Cost	—
Positions	1

OOS - County Service Area #8 (4070B)

All Funds FY 2022-23 Budget Unit Summary

	Actual 2019-20	Actual 2020-21	Adopted 2021-22	Revised 2022-23	Recomm 2022-23	Change 2022-23
Sources						
Taxes	1,115,090	1,218,810	1,181,860	1,193,166	1,198,166	5,000
Licenses, Permits and Franchises	151,784	153,303	151,015	151,015	151,015	—
Use of Money and Property	103,952	68,482	55,432	55,432	55,432	—
Intergovernmental Revenues	10,306	3,887	3,801	3,801	3,801	—
Charges for Services	1,597,372	1,726,663	1,726,663	1,726,663	1,726,663	—
Total Revenue	2,978,504	3,171,144	3,118,771	3,130,077	3,135,077	5,000
Fund Balance	4,535,618	5,543,190	5,558,553	5,283,795	5,366,438	82,643
Total Sources	7,514,122	8,714,334	8,677,324	8,413,872	8,501,515	87,643
Requirements						
Salaries and Benefits	52,153	50,616	358,262	524,508	694,508	170,000
Services and Supplies	1,884,697	3,068,028	3,120,739	3,045,722	3,020,894	(24,828)
Other Charges	34,082	37,138	65,000	65,000	90,114	25,114
Gross Appropriations	1,970,932	3,155,782	3,544,001	3,635,230	3,805,516	170,286
Intrafund Transfers						
Net Appropriations	1,970,932	3,155,782	3,544,001	3,635,230	3,805,516	170,286
Contingencies/Dept Reserves	—	—	—	—	—	—
Non-General Fund Reserves	5,543,190	5,558,553	5,133,323	4,778,642	4,695,999	(82,643)
Total Requirements	7,514,122	8,714,334	8,677,324	8,413,872	8,501,515	87,643
Net County Cost	—	—	—	—	—	—

OOS - County Service Area #8 (4070P)

Resource Allocation Summary

	Actual 2019-20	Actual 2020-21	Adopted 2021-22	Revised 2022-23	Recomm 2022-23	Change 2022-23
Total Sources	7,514,122	8,714,334	8,677,324	8,413,872	8,501,515	87,643
Total Requirements	7,514,122	8,714,334	8,677,324	8,413,872	8,501,515	87,643
Net County Cost	—	—	—	—	—	—

1. Adjustments to Provide Current Level Services: Budget adjustments are made to reflect current costs for existing levels of service and performance in FY 2022-23, including: negotiated salary and benefit increases; merit increases and adjustments to retiree health contributions; increases in internal service charges; and elimination of one-time revenues and expenditures. As a one-time funding source, Fund Balance is removed from the Current Level Budget. Net funding adjustments in FY 2022-23 total \$5,449,081.

	CLB Funding Adjustments FY 2022-23
Sources	(5,278,795)
Requirements	
Gross Appropriations	170,286
Intrafund Transfers	—
Non-General Fund Reserves	—
Net County Cost	5,449,081
Positions	—

2. Fund Balance Adjustment: This action re-appropriates Fund Balance from the prior year and includes adjustments to Year-End Fund Balance that are set aside in Reserves

	RLB Funding Adjustments FY 2022-23
Sources	5,366,438
Requirements	
Gross Appropriations	—
Intrafund Transfers	—
Non-General Fund Reserves	(82,643)
Net County Cost	(5,449,081)
Positions	—

FY 2022-23 Total Funding Adjustments

	Total Funding Adjustments
Sources	87,643
Requirements	
Gross Appropriations	170,286
Intrafund Transfers	—
Non-General Fund Reserves	(82,643)
Net County Cost	—
Positions	—

Department of Emergency Management (4300D)

All Funds FY 2022-23 Budget Unit Summary

	Actual 2019-20	Actual 2020-21	Adopted 2021-22	Revised 2022-23	Recomm 2022-23	Change 2022-23
Sources						
Taxes	—	—	69,868	69,868	71,964	2,096
Intergovernmental Revenues	—	—	1,789,979	1,789,979	1,762,689	(27,290)
Charges for Services	—	—	50,000	50,000	50,000	—
Interfund Revenue	—	—	146,000	146,000	410,000	264,000
Total Revenue	—	—	2,055,847	2,055,847	2,294,653	238,806
Total Sources	—	—	2,055,847	2,055,847	2,294,653	238,806
Requirements						
Salaries and Benefits	—	—	1,944,592	1,959,442	1,926,486	(32,956)
Services and Supplies	—	—	1,225,003	1,260,491	1,350,096	89,605
Other Charges	—	—	919,840	931,486	1,115,578	184,092
Reclassification of Expenses	—	—	76,383	76,383	—	(76,383)
Other Financing Uses	—	—	25,981	26,308	29,141	2,833
Gross Appropriations	—	—	4,191,799	4,254,110	4,421,301	167,191
Intrafund Transfers	—	—	—	—	150,124	150,124
Net Appropriations	—	—	4,191,799	4,254,110	4,571,425	317,315
Total Requirements	—	—	4,191,799	4,254,110	4,571,425	317,315
Net County Cost	—	—	2,135,952	2,198,263	2,276,772	78,509
Salary Resolution	—	—	10.0	10.0	10.0	—
Funded FTE	—	—	10.0	10.0	10.0	—

Department of Emergency Management (4300B)

All Funds FY 2022-23 Budget Unit Summary

	Actual 2019-20	Actual 2020-21	Adopted 2021-22	Revised 2022-23	Recomm 2022-23	Change 2022-23
Sources						
Taxes	—	—	69,868	69,868	71,964	2,096
Intergovernmental Revenues	—	—	1,789,979	1,789,979	1,762,689	(27,290)
Charges for Services	—	—	50,000	50,000	50,000	—
Interfund Revenue	—	—	146,000	146,000	410,000	264,000
Total Revenue	—	—	2,055,847	2,055,847	2,294,653	238,806
Total Sources	—	—	2,055,847	2,055,847	2,294,653	238,806
Requirements						
Salaries and Benefits	—	—	1,944,592	1,959,442	1,926,486	(32,956)
Services and Supplies	—	—	1,225,003	1,260,491	1,350,096	89,605
Other Charges	—	—	919,840	931,486	1,115,578	184,092
Reclassification of Expenses	—	—	76,383	76,383	—	(76,383)
Other Financing Uses	—	—	25,981	26,308	29,141	2,833
Gross Appropriations	—	—	4,191,799	4,254,110	4,421,301	167,191
Intrafund Transfers	—	—	—	—	150,124	150,124
Net Appropriations	—	—	4,191,799	4,254,110	4,571,425	317,315
Total Requirements	—	—	4,191,799	4,254,110	4,571,425	317,315
Net County Cost	—	—	2,135,952	2,198,263	2,276,772	78,509
Salary Resolution	—	—	10.0	10.0	10.0	—
Funded FTE	—	—	10.0	10.0	10.0	—

Department of Emergency Management (4310P)

Resource Allocation Summary

	Actual 2019-20	Actual 2020-21	Adopted 2021-22	Revised 2022-23	Recomm 2022-23	Change 2022-23
Total Sources	—	—	306,159	306,159	174,670	(131,489)
Total Requirements	—	—	1,447,962	1,460,775	1,440,922	(19,853)
Net County Cost	—	—	1,141,803	1,154,616	1,266,252	111,636
Salary Resolution	—	—	6.0	6.0	6.0	—
Funded FTE	—	—	6.0	6.0	6.0	—

1. Adjustments to Provide Current Level Services: Budget adjustments are made to reflect current costs for existing levels of service and performance in FY 2022-23, including: negotiated salary and benefit increases; merit increases and adjustments to retiree health contributions; increases in internal service charges; and elimination of one-time revenues and expenditures. As a one-time funding source, Fund Balance is removed from the Current Level Budget. Net funding adjustments in FY 2022-23 total \$111,636.

	CLB Funding Adjustments FY 2022-23
Sources	(133,585)
Requirements	
Gross Appropriations	(21,949)
Intrafund Transfers	—
Net County Cost	111,636
Positions	—

2. Measure K Adjustment: This action accounts for a three percent cost of living adjustment increase for a position partially funded by Measure K.

	RLB Funding Adjustments FY 2022-23
Sources	2,096
Requirements	
Gross Appropriations	2,096
Intrafund Transfers	—
Net County Cost	—
Positions	—

FY 2022-23 Total Funding Adjustments

	Total Funding Adjustments
Sources	(131,489)
Requirements	
Gross Appropriations	(19,853)
Intrafund Transfers	—
Net County Cost	111,636
Positions	—

Emergency Management JPA (4320P)

Resource Allocation Summary

	Actual 2019-20	Actual 2020-21	Adopted 2021-22	Revised 2022-23	Recomm 2022-23	Change 2022-23
Total Sources	—	—	1,749,688	1,749,688	2,119,983	370,295
Total Requirements	—	—	2,743,837	2,793,335	3,130,503	337,168
Net County Cost	—	—	994,149	1,043,647	1,010,520	(33,127)
Salary Resolution	—	—	4.0	4.0	4.0	—
Funded FTE	—	—	4.0	4.0	4.0	—

3. Adjustments to Provide Current Level Services: Budget adjustments are made to reflect current costs for existing levels of service and performance in FY 2022-23, including: negotiated salary and benefit increases; merit increases and adjustments to retiree health contributions; increases in internal service charges; and elimination of one-time revenues and expenditures. As a one-time funding source, Fund Balance is removed from the Current Level Budget. Net funding adjustments in FY 2022-23 total (\$33,127).

	CLB Funding Adjustments FY 2022-23
Sources	370,295
Requirements	
Gross Appropriations	187,044
Intrafund Transfers	150,124
Net County Cost	(33,127)
Positions	—

FY 2022-23 Total Funding Adjustments

	Total Funding Adjustments
Sources	370,295
Requirements	
Gross Appropriations	187,044
Intrafund Transfers	150,124
Net County Cost	(33,127)
Positions	—

Department of Public Works (4500D)

All Funds FY 2022-23 Budget Unit Summary

	Actual 2019-20	Actual 2020-21	Adopted 2021-22	Revised 2022-23	Recomm 2022-23	Change 2022-23
Sources						
Taxes	10,962,532	8,171,030	5,578,369	5,569,259	5,609,320	40,061
Licenses, Permits and Franchises	1,256,031	1,337,897	945,500	925,500	925,500	—
Fines, Forfeitures and Penalties	12,010	375	15,000	15,000	15,000	—
Use of Money and Property	7,034,933	7,502,613	7,074,167	7,064,909	7,134,224	69,315
Intergovernmental Revenues	30,410,202	23,994,670	34,868,467	30,168,540	30,511,014	342,474
Charges for Services	21,507,155	24,360,087	26,296,503	26,675,508	27,025,355	349,847
Interfund Revenue	32,171,583	34,618,792	45,827,936	45,668,635	45,877,891	209,256
Miscellaneous Revenue	924,788	855,230	603,297	605,089	540,436	(64,653)
Other Financing Sources	1,719,312	1,211,023	2,532,618	2,414,808	3,957,600	1,542,792
Total Revenue	105,998,545	102,051,717	123,741,857	119,107,248	121,596,340	2,489,092
Fund Balance	139,724,443	115,555,053	122,544,849	85,857,497	101,872,580	16,015,083
Total Sources	245,722,988	217,606,770	246,286,706	204,964,745	223,468,920	18,504,175
Requirements						
Salaries and Benefits	46,107,834	47,924,153	57,473,225	57,828,811	59,147,279	1,318,468
Services and Supplies	52,703,344	51,156,995	86,625,963	70,260,390	77,659,667	7,399,277
Other Charges	13,575,808	11,123,190	16,410,098	16,085,257	15,041,977	(1,043,280)
Reclassification of Expenses	—	—	—	—	—	—
Fixed Assets	11,429,434	10,405,973	24,115,374	12,975,000	19,271,510	6,296,510
Other Financing Uses	31,001,307	2,198,583	4,849,225	4,619,090	6,156,897	1,537,807
Gross Appropriations	154,817,728	122,808,894	189,473,885	161,768,548	177,277,330	15,508,782
Intrafund Transfers	(28,887,365)	(27,748,647)	(29,044,676)	(29,641,450)	(30,169,279)	(527,829)
Net Appropriations	125,930,363	95,060,247	160,429,209	132,127,098	147,108,051	14,980,953
Contingencies/Dept Reserves	93,021,900	94,864,068	59,922,044	47,280,689	50,847,161	3,566,472
Non-General Fund Reserves	26,770,724	27,682,455	25,935,453	25,556,958	25,513,708	(43,250)
Total Requirements	245,722,988	217,606,770	246,286,706	204,964,745	223,468,920	18,504,175
Net County Cost	—	—	—	—	—	—
Salary Resolution	303.0	310.0	311.0	311.0	312.0	1.0
Funded FTE	303.0	310.0	310.6	310.7	311.7	1.0

Public Works Administration (4510B)

All Funds FY 2022-23 Budget Unit Summary

	Actual 2019-20	Actual 2020-21	Adopted 2021-22	Revised 2022-23	Recomm 2022-23	Change 2022-23
Sources						
Charges for Services	1,706,196	1,895,744	2,763,576	2,806,788	3,142,421	335,633
Interfund Revenue	3,343,783	3,452,116	7,015,970	7,015,970	6,700,249	(315,721)
Miscellaneous Revenue	8,167	5,977	—	—	—	—
Total Revenue	5,058,146	5,353,837	9,779,546	9,822,758	9,842,670	19,912
Fund Balance	—	—	10,776	—	—	—
Total Sources	5,058,146	5,353,837	9,790,322	9,822,758	9,842,670	19,912
Requirements						
Salaries and Benefits	6,595,368	6,910,841	8,214,410	8,295,358	8,738,250	442,892
Services and Supplies	433,128	238,288	1,108,886	1,090,041	1,144,893	54,852
Other Charges	791,246	740,415	1,845,504	1,859,860	1,382,028	(477,832)
Reclassification of Expenses	—	—	—	—	—	—
Fixed Assets	—	44,484	—	—	—	—
Other Financing Uses	149,920	166,506	165,872	166,262	166,262	—
Gross Appropriations	7,969,661	8,100,534	11,334,672	11,411,521	11,431,433	19,912
Intrafund Transfers	(2,911,516)	(2,757,473)	(1,544,350)	(1,588,763)	(1,588,763)	—
Net Appropriations	5,058,146	5,343,061	9,790,322	9,822,758	9,842,670	19,912
Contingencies/Dept Reserves	—	10,776	—	—	—	—
Total Requirements	5,058,146	5,353,837	9,790,322	9,822,758	9,842,670	19,912
Net County Cost	—	—	—	—	—	—
Salary Resolution	36.0	39.0	39.0	39.0	40.0	1.0
Funded FTE	36.0	39.0	39.0	39.0	40.0	1.0

Administrative Services (4510P)

Resource Allocation Summary

	Actual 2019-20	Actual 2020-21	Adopted 2021-22	Revised 2022-23	Recomm 2022-23	Change 2022-23
Total Sources	5,058,146	5,353,837	9,790,322	9,822,758	9,842,670	19,912
Total Requirements	5,058,146	5,353,837	9,790,322	9,822,758	9,842,670	19,912
Net County Cost	—	—	—	—	—	—
Salary Resolution	36.0	39.0	39.0	39.0	40.0	1.0
Funded FTE	36.0	39.0	39.0	39.0	40.0	1.0

1. Adjustments to Provide Current Level Services: Budget adjustments are made to reflect current costs for existing levels of service and performance in FY 2022-23, including: negotiated salary and benefit increases; merit increases and adjustments to retiree health contributions; and adjustments to internal service charges. There are no net funding adjustments.

	CLB Funding Adjustments FY 2022-23
Sources	(210,553)
Requirements	
Gross Appropriations	(210,553)
Intrafund Transfers	—
Net County Cost	—
Positions	—

2. C/CAG Program Director: This action adds one City/County Association of Governments of San Mateo County (C/CAG) Program Director position to manage C/CAG's Stormwater program. This position will be funded by reimbursements from other agencies and replaces a similar position that was previously contracted through the City of Brisbane.

	RLB Funding Adjustments FY 2022-23
Sources	230,465
Requirements	
Gross Appropriations	230,465
Intrafund Transfers	—
Net County Cost	—
Positions	1

FY 2022-23 Total Funding Adjustments

	Total Funding Adjustments
Sources	19,912
Requirements	
Gross Appropriations	19,912
Intrafund Transfers	—
Net County Cost	—
Positions	1

Road Construction and Operations (4520B)

All Funds FY 2022-23 Budget Unit Summary

	Actual 2019-20	Actual 2020-21	Adopted 2021-22	Revised 2022-23	Recomm 2022-23	Change 2022-23
Sources						
Taxes	4,062,610	4,068,493	3,348,500	3,301,675	3,301,675	—
Licenses, Permits and Franchises	517,636	717,703	350,000	350,000	350,000	—
Use of Money and Property	686,631	482,183	175,156	175,156	175,156	—
Intergovernmental Revenues	27,640,952	23,308,120	32,664,557	28,028,760	28,371,234	342,474
Charges for Services	601,224	711,920	496,500	496,500	496,500	—
Interfund Revenue	2,649,062	2,084,440	1,650,770	1,322,400	1,322,400	—
Miscellaneous Revenue	198,112	163,371	42,500	42,500	42,500	—
Other Financing Sources	1,437,772	880,454	2,417,810	2,300,000	3,842,792	1,542,792
Total Revenue	37,793,998	32,416,684	41,145,793	36,016,991	37,902,257	1,885,266
Fund Balance	28,124,615	35,126,643	38,184,171	19,533,339	29,187,551	9,654,212
Total Sources	65,918,613	67,543,327	79,329,964	55,550,330	67,089,808	11,539,478
Requirements						
Salaries and Benefits	11,192,199	11,706,158	13,322,896	13,393,010	13,549,883	156,873
Services and Supplies	13,207,644	10,605,006	34,375,667	19,150,485	25,394,003	6,243,518
Other Charges	1,931,789	2,064,827	2,900,269	2,756,046	2,395,804	(360,242)
Reclassification of Expenses	—	—	—	—	—	—
Fixed Assets	3,628,052	3,540,712	5,457,672	4,300,000	5,900,683	1,600,683
Other Financing Uses	2,101,561	1,493,507	3,740,121	3,582,423	5,120,506	1,538,083
Gross Appropriations	32,061,245	29,410,211	59,796,625	43,181,964	52,360,879	9,178,915
Intrafund Transfers	(1,269,275)	(51,056)	—	—	—	—
Net Appropriations	30,791,971	29,359,155	59,796,625	43,181,964	52,360,879	9,178,915
Contingencies/Dept Reserves	30,235,748	33,287,830	14,360,697	7,719,424	11,008,144	3,288,720
Non-General Fund Reserves	4,890,895	4,896,342	5,172,642	4,648,942	3,720,785	(928,157)
Total Requirements	65,918,613	67,543,327	79,329,964	55,550,330	67,089,808	11,539,478
Net County Cost	—	—	—	—	—	—
Salary Resolution	77.0	77.0	77.0	77.0	77.0	—
Funded FTE	77.0	77.0	77.0	77.0	77.0	—

Road Construction and Operations (4520P)

Resource Allocation Summary

	Actual 2019-20	Actual 2020-21	Adopted 2021-22	Revised 2022-23	Recomm 2022-23	Change 2022-23
Total Sources	65,918,613	67,543,327	79,329,964	55,550,330	67,089,808	11,539,478
Total Requirements	65,918,613	67,543,327	79,329,964	55,550,330	67,089,808	11,539,478
Net County Cost	—	—	—	—	—	—
Salary Resolution	77.0	77.0	77.0	77.0	77.0	—
Funded FTE	77.0	77.0	77.0	77.0	77.0	—

1. Adjustments to Provide Current Level Services: Budget adjustments are made to reflect current costs for existing levels of service and performance in FY 2022-23, including: negotiated salary and benefit increases; merit increases and adjustments to retiree health contributions; and adjustments to internal service charges. As a one-time funding source, Fund Balance is removed from the Current Level Budget. The Fund Balance removal is partially offset by the reduction of one-time contract construction expenditures, which represents a 15.5 percent reduction in the Current Level Budget; the contract construction expenditures are added back in the Recommended Level Budget as part of the Fund Balance adjustment. There are no net funding adjustments.

	CLB Funding Adjustments FY 2022-23
Sources	(19,533,339)
Requirements	
Gross Appropriations	(7,307,955)
Intrafund Transfers	—
Contingencies/Dept Reserves	(7,576,442)
Non-General Fund Reserves	(4,648,942)
Net County Cost	—
Positions	—

2. Road and Bridge Projects: This action appropriates funds for road and bridge projects due to project progress, revised priorities, and updated funding sources. These projects include road resealing and reconstruction projects, including North Fair Oaks Reconstruction at Encina Avenue.

	RLB Funding Adjustments FY 2022-23
Sources	1,885,266
Requirements	
Gross Appropriations	9,110,692
Intrafund Transfers	—
Contingencies/Dept Reserves	(6,253,471)
Non-General Fund Reserves	(971,955)
Net County Cost	—
Positions	—

3. Fund Balance Adjustment: This action re-appropriates Fund Balance from the prior year to Reserves and operating expenses, and includes adjustments to Year-End Fund Balance.

RLB Funding Adjustments FY 2022-23	
Sources	29,187,551
Requirements	
Gross Appropriations	7,376,178
Intrafund Transfers	—
Contingencies/Dept Reserves	17,118,633
Non-General Fund Reserves	4,692,740
Net County Cost	—
Positions	—

FY 2022-23 Total Funding Adjustments

Total Funding Adjustments	
Sources	11,539,478
Requirements	
Gross Appropriations	9,178,915
Intrafund Transfers	—
Contingencies/Dept Reserves	3,288,720
Non-General Fund Reserves	(928,157)
Net County Cost	—
Positions	—

Engineering Services (4600B)

All Funds FY 2022-23 Budget Unit Summary

	Actual 2019-20	Actual 2020-21	Adopted 2021-22	Revised 2022-23	Recomm 2022-23	Change 2022-23
Sources						
Charges for Services	105,886	185,984	110,000	110,000	136,250	26,250
Interfund Revenue	3,791,649	3,753,948	5,233,523	5,256,262	5,287,878	31,616
Miscellaneous Revenue	1,212	3,884	1,800	1,800	1,800	—
Total Revenue	3,898,747	3,943,816	5,345,323	5,368,062	5,425,928	57,866
Fund Balance	—	—	—	—	—	—
Total Sources	3,898,747	3,943,816	5,345,323	5,368,062	5,425,928	57,866
Requirements						
Salaries and Benefits	3,893,388	4,102,407	5,106,791	5,125,592	5,192,024	66,432
Services and Supplies	553,578	310,796	382,202	382,202	385,220	3,018
Other Charges	279,615	302,332	359,968	364,588	358,578	(6,010)
Reclassification of Expenses	—	—	—	—	—	—
Fixed Assets	—	—	—	—	—	—
Other Financing Uses	85,917	102,139	99,726	100,046	98,905	(1,141)
Gross Appropriations	4,812,497	4,817,674	5,948,687	5,972,428	6,034,727	62,299
Intrafund Transfers	(793,750)	(753,536)	(483,364)	(484,366)	(488,799)	(4,433)
Net Appropriations	4,018,747	4,064,137	5,465,323	5,488,062	5,545,928	57,866
Total Requirements	4,018,747	4,064,137	5,465,323	5,488,062	5,545,928	57,866
Net County Cost	120,000	120,321	120,000	120,000	120,000	—
Salary Resolution	21.0	21.0	21.0	21.0	21.0	—
Funded FTE	21.0	21.0	21.0	21.0	21.0	—

Engineering Services (4600P)

Resource Allocation Summary

	Actual 2019-20	Actual 2020-21	Adopted 2021-22	Revised 2022-23	Recomm 2022-23	Change 2022-23
Total Sources	3,898,747	3,943,816	5,345,323	5,368,062	5,425,928	57,866
Total Requirements	4,018,747	4,064,137	5,465,323	5,488,062	5,545,928	57,866
Net County Cost	120,000	120,321	120,000	120,000	120,000	—
Salary Resolution	21.0	21.0	21.0	21.0	21.0	—
Funded FTE	21.0	21.0	21.0	21.0	21.0	—

1. Adjustments to Provide Current Level Services: Budget adjustments are made to reflect current costs for existing levels of service and performance in FY 2022-23, including: negotiated salary and benefit increases; merit increases and adjustments to retiree health contributions; and adjustments to internal service charges. In addition, survey map checking fee revenue is increased due to fee increases approved by the Board of Supervisors. There are no net funding adjustments.

	CLB Funding Adjustments FY 2022-23
Sources	13,165
Requirements	
Gross Appropriations	17,598
Intrafund Transfers	(4,433)
Net County Cost	—
Positions	—

2. Senior Civil Engineer: One Associate Civil Engineer position is converted into a Senior Civil Engineer position in response to the recently passed Infrastructure Investment and Jobs Act (IIJA) and on-going Parks Department Capital Improvement Projects (CIP). The Senior Civil Engineer will manage two to three staff in the design and construction of projects related to IIJA and Parks CIP.

	RLB Funding Adjustments FY 2022-23
Sources	44,701
Requirements	
Gross Appropriations	44,701
Intrafund Transfers	—
Net County Cost	—
Positions	—

FY 2022-23 Total Funding Adjustments

	Total Funding Adjustments
Sources	57,866
Requirements	
Gross Appropriations	62,299
Intrafund Transfers	(4,433)
Net County Cost	—
Positions	—

Enhanced Flood Control Program (4660B)

All Funds FY 2022-23 Budget Unit Summary

	Actual 2019-20	Actual 2020-21	Adopted 2021-22	Revised 2022-23	Recomm 2022-23	Change 2022-23
Sources						
Taxes	500,000	—	—	—	—	—
Intergovernmental Revenues	167,737	(51,516)	—	—	—	—
Charges for Services	460,429	858,827	2,922,000	2,922,000	2,922,000	—
Total Revenue	1,128,165	807,311	2,922,000	2,922,000	2,922,000	—
Fund Balance	4,102,608	2,981,072	2,179,324	1,481,072	1,481,072	—
Total Sources	5,230,773	3,788,383	5,101,324	4,403,072	4,403,072	—
Requirements						
Salaries and Benefits	194,855	(239)	—	—	—	—
Services and Supplies	767,321	859,298	2,870,252	2,922,000	2,922,000	—
Other Charges	1,282,988	750,000	750,000	—	—	—
Other Financing Uses	4,538	—	—	—	—	—
Gross Appropriations	2,249,701	1,609,059	3,620,252	2,922,000	2,922,000	—
Intrafund Transfers	—	—	—	—	—	—
Net Appropriations	2,249,701	1,609,059	3,620,252	2,922,000	2,922,000	—
Contingencies/Dept Reserves	2,981,072	2,179,324	1,481,072	1,481,072	1,481,072	—
Total Requirements	5,230,773	3,788,383	5,101,324	4,403,072	4,403,072	—
Net County Cost	—	—	—	—	—	—

Enhanced Flood Control Program Admin (4660P)

Resource Allocation Summary

	Actual 2019-20	Actual 2020-21	Adopted 2021-22	Revised 2022-23	Recomm 2022-23	Change 2022-23
Total Sources	5,230,773	3,788,383	5,101,324	4,403,072	4,403,072	—
Total Requirements	5,230,773	3,788,383	5,101,324	4,403,072	4,403,072	—
Net County Cost	—	—	—	—	—	—

1. Adjustments to Provide Current Level Services: As a one-time funding source, Fund Balance is removed from the Current Level Budget. There are no net funding adjustments.

	CLB Funding Adjustments FY 2022-23
Sources	(1,481,072)
Requirements	
Gross Appropriations	—
Intrafund Transfers	—
Contingencies/Dept Reserves	(1,481,072)
Net County Cost	—
Positions	—

2. Fund Balance Adjustment: This action re-appropriates Fund Balance from the prior year to Reserves.

	RLB Funding Adjustments FY 2022-23
Sources	1,481,072
Requirements	
Gross Appropriations	—
Intrafund Transfers	—
Contingencies/Dept Reserves	1,481,072
Net County Cost	—
Positions	—

FY 2022-23 Total Funding Adjustments

	Total Funding Adjustments
Sources	—
Requirements	
Gross Appropriations	—
Intrafund Transfers	—
Contingencies/Dept Reserves	—
Net County Cost	—
Positions	—

Facilities Services (4730B)

All Funds FY 2022-23 Budget Unit Summary

	Actual 2019-20	Actual 2020-21	Adopted 2021-22	Revised 2022-23	Recomm 2022-23	Change 2022-23
Sources						
Use of Money and Property	672,875	668,404	671,066	676,509	745,824	69,315
Intergovernmental Revenues	1,194,157	711,396	1,315,848	1,332,718	1,332,718	—
Charges for Services	55,802	299,568	447,672	462,318	450,282	(12,036)
Interfund Revenue	9,980,940	11,171,010	13,426,597	13,656,476	13,723,713	67,237
Miscellaneous Revenue	415,774	333,868	282,997	284,789	220,136	(64,653)
Other Financing Sources	—	244,703	—	—	—	—
Total Revenue	12,319,548	13,428,949	16,144,180	16,412,810	16,472,673	59,863
Fund Balance	8,540,506	2,789,567	3,475,207	2,786,323	3,027,521	241,198
Total Sources	20,860,054	16,218,516	19,619,387	19,199,133	19,500,194	301,061
Requirements						
Salaries and Benefits	15,324,129	16,040,554	19,771,367	19,860,873	20,486,329	625,456
Services and Supplies	16,832,585	17,226,258	19,385,398	18,555,531	18,895,216	339,685
Other Charges	2,700,172	3,040,638	4,311,706	4,870,652	4,835,993	(34,659)
Reclassification of Expenses	—	—	—	—	—	—
Fixed Assets	5,586	—	55,000	—	—	—
Other Financing Uses	581,272	324,936	326,555	326,676	321,687	(4,989)
Gross Appropriations	35,443,744	36,632,386	43,850,026	43,613,732	44,539,225	925,493
Intrafund Transfers	(23,258,287)	(23,889,077)	(27,016,962)	(27,568,321)	(28,091,717)	(523,396)
Net Appropriations	12,185,457	12,743,309	16,833,064	16,045,411	16,447,508	402,097
Contingencies/Dept Reserves	8,674,598	3,475,207	2,786,323	3,153,722	3,052,686	(101,036)
Total Requirements	20,860,054	16,218,516	19,619,387	19,199,133	19,500,194	301,061
Net County Cost	—	—	—	—	—	—
Salary Resolution	114.0	118.0	118.0	118.0	118.0	—
Funded FTE	114.0	118.0	117.9	118.0	118.0	—

Facilities Services (4730P)

Resource Allocation Summary

	Actual 2019-20	Actual 2020-21	Adopted 2021-22	Revised 2022-23	Recomm 2022-23	Change 2022-23
Total Sources	20,860,054	16,218,516	19,619,387	19,199,133	19,500,194	301,061
Total Requirements	20,860,054	16,218,516	19,619,387	19,199,133	19,500,194	301,061
Net County Cost	—	—	—	—	—	—
Salary Resolution	114.0	118.0	118.0	118.0	118.0	—
Funded FTE	114.0	118.0	117.9	118.0	118.0	—

1. Adjustments to Provide Current Level Services: Budget adjustments are made to reflect current costs for existing levels of service and performance in FY 2022-23, including: negotiated salary and benefit increases; merit increases and adjustments to retiree health contributions; adjustments to internal service charges; and offsetting adjustments to service charge revenue and cost reimbursements from customers. As a one-time funding source, Fund Balance is removed from the Current Level Budget. There are no net funding adjustments.

	CLB Funding Adjustments FY 2022-23
Sources	(2,726,460)
Requirements	
Gross Appropriations	230,385
Intrafund Transfers	(200,642)
Contingencies/Dept Reserves	(2,756,203)
Net County Cost	—
Positions	—

2. Card Key Access Control Consultant: Non-Departmental Services funding from FY 2021-22 is rolled over to fund a consultant to develop recommendations for seeking a new Countywide card key access control system. The new system will be based on open-architecture framework, with the intent to open selection of a maintenance vendor for the new system as well.

	RLB Funding Adjustments FY 2022-23
Sources	—
Requirements	
Gross Appropriations	322,754
Intrafund Transfers	(322,754)
Net County Cost	—
Positions	—

3. Fund Balance Adjustment: This action re-appropriates Fund Balance from the prior year to Reserves and operating expenses, and includes adjustments to Year-End Fund Balance.

RLB Funding Adjustments FY 2022-23	
Sources	3,027,521
Requirements	
Gross Appropriations	372,354
Intrafund Transfers	—
Contingencies/Dept Reserves	2,655,167
Net County Cost	—
Positions	—

FY 2022-23 Total Funding Adjustments

Total Funding Adjustments	
Sources	301,061
Requirements	
Gross Appropriations	925,493
Intrafund Transfers	(523,396)
Contingencies/Dept Reserves	(101,036)
Net County Cost	—
Positions	—

Construction Services (4740B)

All Funds FY 2022-23 Budget Unit Summary

	Actual 2019-20	Actual 2020-21	Adopted 2021-22	Revised 2022-23	Recomm 2022-23	Change 2022-23
Sources						
Use of Money and Property	(2,536)	(2,898)	—	—	—	—
Charges for Services	89,363	89,730	85,028	85,028	85,028	—
Interfund Revenue	2,053,758	2,210,603	2,628,008	2,633,502	2,633,502	—
Miscellaneous Revenue	11,226	817	—	—	—	—
Other Financing Sources	281,540	85,866	—	—	—	—
Total Revenue	2,433,351	2,384,117	2,713,036	2,718,530	2,718,530	—
Fund Balance	64,899	72,842	151,902	—	—	—
Total Sources	2,498,250	2,456,959	2,864,938	2,718,530	2,718,530	—
Requirements						
Salaries and Benefits	2,011,470	1,877,587	2,147,486	2,150,937	2,056,614	(94,323)
Services and Supplies	217,695	247,106	436,256	311,526	306,527	(4,999)
Other Charges	187,243	173,007	272,932	247,673	343,873	96,200
Other Financing Uses	9,000	7,613	8,264	8,394	11,516	3,122
Gross Appropriations	2,425,407	2,305,314	2,864,938	2,718,530	2,718,530	—
Intrafund Transfers	—	(257)	—	—	—	—
Net Appropriations	2,425,407	2,305,057	2,864,938	2,718,530	2,718,530	—
Contingencies/Dept Reserves	72,843	151,902	—	—	—	—
Total Requirements	2,498,250	2,456,959	2,864,938	2,718,530	2,718,530	—
Net County Cost	—	—	—	—	—	—
Salary Resolution	10.0	10.0	10.0	10.0	10.0	—
Funded FTE	10.0	10.0	10.0	10.0	10.0	—

Construction Services (4740P)

Resource Allocation Summary

	Actual 2019-20	Actual 2020-21	Adopted 2021-22	Revised 2022-23	Recomm 2022-23	Change 2022-23
Total Sources	2,498,250	2,456,959	2,864,938	2,718,530	2,718,530	—
Total Requirements	2,498,250	2,456,959	2,864,938	2,718,530	2,718,530	—
Net County Cost	—	—	—	—	—	—
Salary Resolution	10.0	10.0	10.0	10.0	10.0	—
Funded FTE	10.0	10.0	10.0	10.0	10.0	—

1. Adjustments to Provide Current Level Services: Budget adjustments are made to reflect current costs for existing levels of service and performance in FY 2022-23, including: negotiated salary and benefit increases; merit increases and adjustments to retiree health contributions; and adjustments to internal service charges. There are no net funding adjustments.

	CLB Funding Adjustments FY 2022-23
Sources	—
Requirements	
Gross Appropriations	—
Intrafund Transfers	—
Net County Cost	—
Positions	—

FY 2022-23 Total Funding Adjustments

	Total Funding Adjustments
Sources	—
Requirements	
Gross Appropriations	—
Intrafund Transfers	—
Net County Cost	—
Positions	—

Vehicle and Equipment Services (4760B)

All Funds FY 2022-23 Budget Unit Summary

	Actual 2019-20	Actual 2020-21	Adopted 2021-22	Revised 2022-23	Recomm 2022-23	Change 2022-23
Sources						
Use of Money and Property	330,199	195,207	340,000	345,000	345,000	—
Charges for Services	5,086	57,563	26,000	26,000	26,000	—
Interfund Revenue	5,358,678	6,231,285	8,142,057	7,991,786	7,991,786	—
Miscellaneous Revenue	250,109	291,947	229,000	229,000	229,000	—
Other Financing Sources	—	—	—	—	—	—
Total Revenue	5,944,072	6,776,002	8,737,057	8,591,786	8,591,786	—
Fund Balance	17,565,720	17,423,247	17,183,995	15,990,457	16,163,132	172,675
Total Sources	23,509,792	24,199,249	25,921,052	24,582,243	24,754,918	172,675
Requirements						
Salaries and Benefits	1,824,812	1,878,406	2,402,837	2,418,671	2,480,649	61,978
Services and Supplies	1,971,609	1,848,443	2,207,199	2,350,536	2,316,276	(34,260)
Other Charges	662,865	683,746	793,546	796,845	796,060	(785)
Reclassification of Expenses	—	—	—	—	—	—
Fixed Assets	1,880,771	2,613,861	4,517,832	3,475,000	3,475,000	—
Other Financing Uses	3,279	4,298	9,181	9,347	12,520	3,173
Gross Appropriations	6,343,336	7,028,754	9,930,595	9,050,399	9,080,505	30,106
Intrafund Transfers	(256,791)	(13,499)	—	—	—	—
Net Appropriations	6,086,545	7,015,255	9,930,595	9,050,399	9,080,505	30,106
Non-General Fund Reserves	17,423,247	17,183,995	15,990,457	15,531,844	15,674,413	142,569
Total Requirements	23,509,792	24,199,249	25,921,052	24,582,243	24,754,918	172,675
Net County Cost	—	—	—	—	—	—
Salary Resolution	14.0	14.0	14.0	14.0	14.0	—
Funded FTE	14.0	14.0	14.0	14.0	14.0	—

Vehicle and Equipment Services (4760P)

Resource Allocation Summary

	Actual 2019-20	Actual 2020-21	Adopted 2021-22	Revised 2022-23	Recomm 2022-23	Change 2022-23
Total Sources	23,509,792	24,199,249	25,921,052	24,582,243	24,754,918	172,675
Total Requirements	23,509,792	24,199,249	25,921,052	24,582,243	24,754,918	172,675
Net County Cost	—	—	—	—	—	—
Salary Resolution	14.0	14.0	14.0	14.0	14.0	—
Funded FTE	14.0	14.0	14.0	14.0	14.0	—

1. Adjustments to Provide Current Level Services: Budget adjustments are made to reflect current costs for existing levels of service and performance in FY 2022-23, including: negotiated salary and benefit increases; merit increases and adjustments to retiree health contributions; adjustments to internal service charges; and removal of one-time expenditures. As a one-time funding source, Fund Balance is removed from the Current Level Budget. There are no net funding adjustments.

	CLB Funding Adjustments FY 2022-23
Sources	(15,990,457)
Requirements	
Gross Appropriations	(458,613)
Intrafund Transfers	—
Non-General Fund Reserves	(15,531,844)
Net County Cost	—
Positions	—

2. Fund Balance Adjustment: This action re-appropriates Fund Balance from the prior year to Reserves and one-time fixed asset expenses, and includes adjustments to Year-End Fund Balance.

	RLB Funding Adjustments FY 2022-23
Sources	16,163,132
Requirements	
Gross Appropriations	488,719
Intrafund Transfers	—
Non-General Fund Reserves	15,674,413
Net County Cost	—
Positions	—

FY 2022-23 Total Funding Adjustments

	Total Funding Adjustments
Sources	172,675
Requirements	
Gross Appropriations	30,106
Intrafund Transfers	—
Non-General Fund Reserves	142,569
Net County Cost	—
Positions	—

Utilities (4840B)

All Funds FY 2022-23 Budget Unit Summary

	Actual 2019-20	Actual 2020-21	Adopted 2021-22	Revised 2022-23	Recomm 2022-23	Change 2022-23
Sources						
Taxes	5,641,283	3,420,898	2,004,999	2,042,714	2,042,714	—
Licenses, Permits and Franchises	642,688	604,694	580,000	560,000	560,000	—
Use of Money and Property	1,185,098	637,262	829,818	804,818	804,818	—
Intergovernmental Revenues	1,101,943	7,495	7,062	7,062	7,062	—
Charges for Services	18,475,634	20,251,208	19,419,727	19,740,874	19,740,874	—
Interfund Revenue	4,987,659	5,653,565	7,731,011	7,792,239	8,218,363	426,124
Miscellaneous Revenue	20,775	27,950	7,000	7,000	7,000	—
Other Financing Sources	—	—	114,808	114,808	114,808	—
Total Revenue	32,055,080	30,603,073	30,694,425	31,069,515	31,495,639	426,124
Fund Balance	78,722,006	53,250,469	56,368,965	41,708,208	46,966,731	5,258,523
Total Sources	110,777,086	83,853,542	87,063,390	72,777,723	78,462,370	5,684,647
Requirements						
Salaries and Benefits	3,510,191	3,750,465	4,506,952	4,563,999	4,556,078	(7,921)
Services and Supplies	16,882,018	17,936,979	23,718,399	23,356,365	24,118,057	761,692
Other Charges	4,622,855	2,217,949	4,553,201	4,561,549	4,499,626	(61,923)
Reclassification of Expenses	—	—	—	—	—	—
Fixed Assets	5,751,314	3,635,601	12,030,870	4,400,000	9,011,576	4,611,576
Other Financing Uses	28,065,821	99,584	425,760	425,942	425,501	(441)
Gross Appropriations	58,832,200	27,640,577	45,235,182	37,307,855	42,610,838	5,302,983
Intrafund Transfers	(397,746)	(277,994)	—	—	—	—
Net Appropriations	58,434,454	27,362,583	45,235,182	37,307,855	42,610,838	5,302,983
Contingencies/Dept Reserves	51,057,640	55,759,028	41,293,952	34,926,471	35,305,259	378,788
Non-General Fund Reserves	1,164,992	611,610	414,256	423,397	426,273	2,876
Total Requirements	110,657,086	83,733,221	86,943,390	72,657,723	78,342,370	5,684,647
Net County Cost	(120,000)	(120,321)	(120,000)	(120,000)	(120,000)	—
Salary Resolution	21.0	21.0	22.0	22.0	22.0	—
Funded FTE	21.0	21.0	21.8	21.8	21.8	—

Utilities (4840P)

Resource Allocation Summary

	Actual 2019-20	Actual 2020-21	Adopted 2021-22	Revised 2022-23	Recomm 2022-23	Change 2022-23
Total Sources	110,777,086	83,853,542	87,063,390	72,777,723	78,462,370	5,684,647
Total Requirements	110,657,086	83,733,221	86,943,390	72,657,723	78,342,370	5,684,647
Net County Cost	(120,000)	(120,321)	(120,000)	(120,000)	(120,000)	—
Salary Resolution	21.0	21.0	22.0	22.0	22.0	—
Funded FTE	21.0	21.0	21.8	21.8	21.8	—

1. Adjustments to Provide Current Level Services: Budget adjustments are made to reflect current costs for existing levels of service and performance in FY 2022-23, including: negotiated salary and benefit increases; merit increases and adjustments to retiree health contributions; and adjustments to internal service charges. As a one-time funding source, Fund Balance is removed from the Current Level Budget. The Fund Balance removal is partially offset by the reduction of one-time project expenditures, which represents an 18 percent reduction in the Current Level Budget; the project expenditures are added back in the Recommended Level Budget as part of the Fund Balance adjustment. There are no net funding adjustments.

	CLB Funding Adjustments FY 2022-23
Sources	(41,747,084)
Requirements	
Gross Appropriations	(6,773,715)
Intrafund Transfers	—
Contingencies/Dept Reserves	(34,592,622)
Non-General Fund Reserves	(380,747)
Net County Cost	—
Positions	—

2. Crystal Springs County Sanitation District: Reserves are appropriated for Crystal Springs County Sanitation District sewer system closed-circuit television (CCTV) inspection, condition assessment, and updated capital improvement plan development.

	RLB Funding Adjustments FY 2022-23
Sources	—
Requirements	
Gross Appropriations	750,000
Intrafund Transfers	—
Contingencies/Dept Reserves	(750,000)
Net County Cost	—
Positions	—

3. Fund Balance Adjustment: This action re-appropriates Fund Balance from the prior year to Reserves and operational and fixed asset expenses, and includes adjustments to Year-End Fund Balance.

RLB Funding Adjustments FY 2022-23	
Sources	46,966,731
Requirements	
Gross Appropriations	10,861,698
Intrafund Transfers	—
Contingencies/Dept Reserves	35,721,410
Non-General Fund Reserves	383,623
Net County Cost	—
Positions	—

4. Burlingame Hills Sewer Maintenance District Loan: This action appropriates loan proceeds from Non-Departmental Services to partially fund the Hillside and Adeline Area Sanitary Sewer Rehabilitation Project in Burlingame Hills Sewer Maintenance District. The loan agreement was approved by the Board of Supervisors on October 20, 2020 via Resolution 077807, but loan funds had not been transferred.

RLB Funding Adjustments FY 2022-23	
Sources	465,000
Requirements	
Gross Appropriations	465,000
Intrafund Transfers	—
Net County Cost	—
Positions	—

FY 2022-23 Total Funding Adjustments

Total Funding Adjustments	
Sources	5,684,647
Requirements	
Gross Appropriations	5,302,983
Intrafund Transfers	—
Contingencies/Dept Reserves	378,788
Non-General Fund Reserves	2,876
Net County Cost	—
Positions	—

Airports (4850B)

All Funds FY 2022-23 Budget Unit Summary

	Actual 2019-20	Actual 2020-21	Adopted 2021-22	Revised 2022-23	Recomm 2022-23	Change 2022-23
Sources						
Taxes	758,639	681,638	224,870	224,870	264,931	40,061
Licenses, Permits and Franchises	95,706	15,500	15,500	15,500	15,500	—
Fines, Forfeitures and Penalties	12,010	375	15,000	15,000	15,000	—
Use of Money and Property	4,162,666	5,522,455	5,058,127	5,063,426	5,063,426	—
Intergovernmental Revenues	305,413	19,175	881,000	800,000	800,000	—
Charges for Services	7,537	9,543	26,000	26,000	26,000	—
Interfund Revenue	6,054	61,825	—	—	—	—
Miscellaneous Revenue	19,414	27,416	40,000	40,000	40,000	—
Other Financing Sources	—	—	—	—	—	—
Total Revenue	5,367,439	6,337,927	6,260,497	6,184,796	6,224,857	40,061
Fund Balance	2,604,088	3,911,213	4,990,509	4,358,098	5,046,573	688,475
Total Sources	7,971,527	10,249,140	11,251,006	10,542,894	11,271,430	728,536
Requirements						
Salaries and Benefits	1,561,421	1,657,975	2,000,486	2,020,371	2,087,452	67,081
Services and Supplies	1,837,767	1,884,819	2,141,704	2,141,704	2,177,475	35,771
Other Charges	1,117,037	1,150,276	622,972	628,044	430,015	(198,029)
Fixed Assets	163,711	571,315	2,054,000	800,000	884,251	84,251
Other Financing Uses	—	—	73,746	—	—	—
Gross Appropriations	4,679,936	5,264,385	6,892,908	5,590,119	5,579,193	(10,926)
Intrafund Transfers	—	(5,755)	—	—	—	—
Net Appropriations	4,679,936	5,258,631	6,892,908	5,590,119	5,579,193	(10,926)
Non-General Fund Reserves	3,291,591	4,990,509	4,358,098	4,952,775	5,692,237	739,462
Total Requirements	7,971,527	10,249,140	11,251,006	10,542,894	11,271,430	728,536
Net County Cost	—	—	—	—	—	—
Salary Resolution	10.0	10.0	10.0	10.0	10.0	—
Funded FTE	10.0	10.0	10.0	10.0	10.0	—

Airports (4850P)

Resource Allocation Summary

	Actual 2019-20	Actual 2020-21	Adopted 2021-22	Revised 2022-23	Recomm 2022-23	Change 2022-23
Total Sources	7,971,527	10,249,140	11,251,006	10,542,894	11,271,430	728,536
Total Requirements	7,971,527	10,249,140	11,251,006	10,542,894	11,271,430	728,536
Net County Cost	—	—	—	—	—	—
Salary Resolution	10.0	10.0	10.0	10.0	10.0	—
Funded FTE	10.0	10.0	10.0	10.0	10.0	—

1. Adjustments to Provide Current Level Services: Budget adjustments are made to reflect current costs for existing levels of service and performance in FY 2022-23, including: negotiated salary and benefit increases; merit increases and adjustments to retiree health contributions; and adjustments to internal service charges. As a one-time funding source, Fund Balance is removed from the Current Level Budget. There are no net funding adjustments.

	CLB Funding Adjustments FY 2022-23
Sources	(4,358,098)
Requirements	
Gross Appropriations	(135,238)
Intrafund Transfers	—
Non-General Fund Reserves	(4,222,860)
Net County Cost	—
Positions	—

2. Fund Balance Adjustment: This action re-appropriates Fund Balance from the prior year to Reserves and one-time project expenditures, and includes adjustments to Year-End Fund Balance.

	RLB Funding Adjustments FY 2022-23
Sources	5,046,573
Requirements	
Gross Appropriations	84,251
Intrafund Transfers	—
Non-General Fund Reserves	4,962,322
Net County Cost	—
Positions	—

3. Measure K Adjustment: This action appropriates additional Measure K funding for the airport noise monitoring program. The Vector Airport System currently in use at San Carlos Airport has been expanded to include the Half Moon Bay Airport to better respond to coastside residents with aircraft noise concerns. In addition, Measure K funding of the Airport Communication Specialist position is increased for a cost-of-living adjustment.

RLB Funding Adjustments FY 2022-23	
Sources	15,061
Requirements	
Gross Appropriations	15,061
Intrafund Transfers	—
Net County Cost	—
Positions	—

4. Measure K - Half Moon Bay Airport Emission Study and Lead Testing: This action appropriates Measure K funding for an aviation environmental consultant to perform an aircraft emission study using Federal Aviation Administration approved methodology. In addition, the Airport's stormwater consultant will collect a runoff sample at the Half Moon Bay Airport to test for lead.

RLB Funding Adjustments FY 2022-23	
Sources	25,000
Requirements	
Gross Appropriations	25,000
Intrafund Transfers	—
Net County Cost	—
Positions	—

FY 2022-23 Total Funding Adjustments

Total Funding Adjustments	
Sources	728,536
Requirements	
Gross Appropriations	(10,926)
Intrafund Transfers	—
Non-General Fund Reserves	739,462
Net County Cost	—
Positions	—

Capital Projects (8500D)

All Funds FY 2022-23 Budget Unit Summary

	Actual 2019-20	Actual 2020-21	Adopted 2021-22	Revised 2022-23	Recomm 2022-23	Change 2022-23
Sources						
Taxes	630,690	537,241	9,074,472	—	8,293,519	8,293,519
Use of Money and Property	113,991	83,002	—	—	—	—
Interfund Revenue	—	1,261,217	—	—	—	—
Other Financing Sources	18,690,633	23,212,319	100,393,087	18,760,189	92,290,148	73,529,959
Total Revenue	19,435,314	25,093,780	109,467,559	18,760,189	100,583,667	81,823,478
Fund Balance	6,403,499	5,941,393	7,770,838	7,521,419	9,209,067	1,687,648
Total Sources	25,838,813	31,035,173	117,238,397	26,281,608	109,792,734	83,511,126
Requirements						
Services and Supplies	11,647,469	11,955,293	1,411,375	265,012	1,978,923	1,713,911
Other Charges	5	2	1,999,799	1	166,414	166,413
Fixed Assets	8,127,169	11,309,039	106,305,804	15,543,438	97,318,588	81,775,150
Other Financing Uses	122,776	—	—	—	—	—
Gross Appropriations	19,897,420	23,264,335	109,716,978	15,808,451	99,463,925	83,655,474
Intrafund Transfers						
Net Appropriations	19,897,420	23,264,335	109,716,978	15,808,451	99,463,925	83,655,474
Contingencies/Dept Reserves	5,941,393	7,770,838	7,521,419	10,473,157	10,328,809	(144,348)
Total Requirements	25,838,813	31,035,173	117,238,397	26,281,608	109,792,734	83,511,126
Net County Cost	—	—	—	—	—	—

Capital Projects (8500P)

Resource Allocation Summary

	Actual 2019-20	Actual 2020-21	Adopted 2021-22	Revised 2022-23	Recomm 2022-23	Change 2022-23
Total Sources	25,838,813	31,035,173	117,238,397	26,281,608	109,792,734	83,511,126
Total Requirements	25,838,813	31,035,173	117,238,397	26,281,608	109,792,734	83,511,126
Net County Cost	—	—	—	—	—	—

1. Adjustments to Provide Current Level Services: Budget adjustments are made in FY 2022-23 for increases in internal service charges and facility surcharge revenue. As a one-time funding source, Fund Balance is removed from the Current Level Budget. There are no net funding adjustments.

	CLB Funding Adjustments FY 2022-23
Sources	(7,504,481)
Requirements	
Gross Appropriations	9
Intrafund Transfers	—
Contingencies/Dept Reserves	(7,504,490)
Net County Cost	—
Positions	—

2. Fund Balance Adjustment: This action re-appropriates Fund Balance from the prior year to Reserves and to a new internal service charge.

	RLB Funding Adjustments FY 2022-23
Sources	9,209,067
Requirements	
Gross Appropriations	1
Intrafund Transfers	—
Contingencies/Dept Reserves	9,209,066
Net County Cost	—
Positions	—

3. Measure K - Capital Projects: District - discretionary Measure K revenues and offsetting expenditures for various projects, including CSA-7 Infrastructure Replacement, CSA-11 Waterline to Pescadero Fire Station and Pescadero High School, and Parallel Trail Creation Highway 1, are adjusted based on estimated carry-forward from FY 2021-22.

RLB Funding Adjustments FY 2022-23	
Sources	8,293,519
Requirements	
Gross Appropriations	8,293,519
Intrafund Transfers	—
Net County Cost	—
Positions	—

4. Capital Improvement Projects: Adjustments are made to appropriations based on estimated carry-forward of FY 2021-22 funding and updated cost estimates for existing projects, including East Palo Alto City Hall Improvements, Hall of Justice Court Tenant Improvements, and Countywide Elevator Upgrades. In addition, appropriations are made for new projects, including the Assessors Office Carpet Removal and Install.

RLB Funding Adjustments FY 2022-23	
Sources	73,513,021
Requirements	
Gross Appropriations	75,361,945
Intrafund Transfers	—
Contingencies/Dept Reserves	(1,848,924)
Net County Cost	—
Positions	—

FY 2022-23 Total Funding Adjustments

Total Funding Adjustments	
Sources	83,511,126
Requirements	
Gross Appropriations	83,655,474
Intrafund Transfers	—
Contingencies/Dept Reserves	(144,348)
Net County Cost	—
Positions	—

County One-Time Expense Fund (8200B)

All Funds FY 2022-23 Budget Unit Summary

	Actual 2019-20	Actual 2020-21	Adopted 2021-22	Revised 2022-23	Recomm 2022-23	Change 2022-23
Sources						
Use of Money and Property	1,640,123	1,612,720	500,000	500,000	500,000	—
Intergovernmental Revenues	—	20,000	668,000	668,000	668,000	—
Interfund Revenue	—	334,000	—	—	—	—
Miscellaneous Revenue	45,000,000	—	856,758	856,758	856,758	—
Total Revenue	46,640,123	1,966,720	2,024,758	2,024,758	2,024,758	—
Fund Balance	86,672,039	133,312,162	135,278,882	135,278,882	138,156,429	2,877,547
Total Sources	133,312,162	135,278,882	137,303,640	137,303,640	140,181,187	2,877,547
Requirements						
Other Financing Uses	—	—	91,756,758	91,756,758	91,756,758	—
Gross Appropriations	—	—	91,756,758	91,756,758	91,756,758	—
Intrafund Transfers						
Net Appropriations	—	—	91,756,758	91,756,758	91,756,758	—
Contingencies/Dept Reserves	—	—	—	—	—	—
Non-General Fund Reserves	133,312,162	135,278,882	45,546,882	45,546,882	48,424,429	2,877,547
Total Requirements	133,312,162	135,278,882	137,303,640	137,303,640	140,181,187	2,877,547
Net County Cost	—	—	—	—	—	—

County One-Time Expense Fund (8200P)

Resource Allocation Summary

	Actual 2019-20	Actual 2020-21	Adopted 2021-22	Revised 2022-23	Recomm 2022-23	Change 2022-23
Total Sources	133,312,162	135,278,882	137,303,640	137,303,640	140,181,187	2,877,547
Total Requirements	133,312,162	135,278,882	137,303,640	137,303,640	140,181,187	2,877,547
Net County Cost	—	—	—	—	—	—

1. Adjustments to Provide Current Level Services: As a one-time funding source, Fund Balance is removed from the Current Level Budget. Net funding adjustments in FY 2022-23 total \$135,278,882.

	CLB Funding Adjustments FY 2022-23
Sources	(135,278,882)
Requirements	
Gross Appropriations	—
Intrafund Transfers	—
Net County Cost	135,278,882
Positions	—

2. Fund Balance Adjustment: This action re-appropriates Fund Balance from the prior year and includes adjustments to Year-End Fund Balance that is set aside in Reserves.

	RLB Funding Adjustments FY 2022-23
Sources	138,156,429
Requirements	
Gross Appropriations	—
Intrafund Transfers	—
Non-General Fund Reserves	2,877,547
Net County Cost	(135,278,882)
Positions	—

FY 2022-23 Total Funding Adjustments

	Total Funding Adjustments
Sources	2,877,547
Requirements	
Gross Appropriations	—
Intrafund Transfers	—
Non-General Fund Reserves	2,877,547
Net County Cost	—
Positions	—

Courthouse Construction Fund (8300B)

All Funds FY 2022-23 Budget Unit Summary

	Actual 2019-20	Actual 2020-21	Adopted 2021-22	Revised 2022-23	Recomm 2022-23	Change 2022-23
Sources						
Use of Money and Property	(7,136)	(5,984)	—	—	—	—
Charges for Services	927,938	689,151	900,000	900,000	900,000	—
Interfund Revenue	—	—	964,787	464,422	464,422	—
Other Financing Sources	262,356	—	—	—	—	—
Total Revenue	1,183,159	683,166	1,864,787	1,364,422	1,364,422	—
Fund Balance	(1,415)	605	(499,760)	—	499,760	499,760
Total Sources	1,181,744	683,771	1,365,027	1,364,422	1,864,182	499,760
Requirements						
Other Financing Uses	1,181,139	1,183,532	1,365,027	1,364,422	1,364,422	—
Gross Appropriations	1,181,139	1,183,532	1,365,027	1,364,422	1,364,422	—
Intrafund Transfers						
Net Appropriations	1,181,139	1,183,532	1,365,027	1,364,422	1,364,422	—
Contingencies/Dept Reserves	605	(499,760)	—	—	499,760	499,760
Non-General Fund Reserves	—	—	—	—	—	—
Total Requirements	1,181,744	683,772	1,365,027	1,364,422	1,864,182	499,760
Net County Cost	—	—	—	—	—	—

Courthouse Construction Fund (8300P)

Resource Allocation Summary

	Actual 2019-20	Actual 2020-21	Adopted 2021-22	Revised 2022-23	Recomm 2022-23	Change 2022-23
Total Sources	1,181,744	683,771	1,365,027	1,364,422	1,864,182	499,760
Total Requirements	1,181,744	683,772	1,365,027	1,364,422	1,864,182	499,760
Net County Cost	—	—	—	—	—	—

1. Adjustments to Provide Current Level Services: There are no net funding adjustments in FY 2022-23.

	CLB Funding Adjustments FY 2022-23
Sources	—
Requirements	
Gross Appropriations	—
Intrafund Transfers	—
Net County Cost	—
Positions	—

2. Fund Balance Adjustment: This action includes adjustments to Year-End Fund Balance that is set aside in Reserves.

	RLB Funding Adjustments FY 2022-23
Sources	499,760
Requirements	
Gross Appropriations	—
Intrafund Transfers	—
Contingencies/Dept Reserves	499,760
Net County Cost	—
Positions	—

FY 2022-23 Total Funding Adjustments

	Total Funding Adjustments
Sources	499,760
Requirements	
Gross Appropriations	—
Intrafund Transfers	—
Contingencies/Dept Reserves	499,760
Net County Cost	—
Positions	—

Criminal Justice Construction Fund (8400B)

All Funds FY 2022-23 Budget Unit Summary

	Actual 2019-20	Actual 2020-21	Adopted 2021-22	Revised 2022-23	Recomm 2022-23	Change 2022-23
Sources						
Use of Money and Property	33,864	19,140	18,000	18,000	18,000	—
Charges for Services	927,926	689,151	900,000	900,000	900,000	—
Total Revenue	961,790	708,290	918,000	918,000	918,000	—
Fund Balance	1,472,419	1,334,209	2,042,499	788,209	2,752,924	1,964,715
Total Sources	2,434,209	2,042,499	2,960,499	1,706,209	3,670,924	1,964,715
Requirements						
Other Financing Uses	1,100,000	—	2,200,000	1,100,000	1,100,000	—
Gross Appropriations	1,100,000	—	2,200,000	1,100,000	1,100,000	—
Intrafund Transfers						
Net Appropriations	1,100,000	—	2,200,000	1,100,000	1,100,000	—
Contingencies/Dept Reserves	—	—	—	—	—	—
Non-General Fund Reserves	1,334,209	2,042,499	760,499	606,209	2,570,924	1,964,715
Total Requirements	2,434,209	2,042,499	2,960,499	1,706,209	3,670,924	1,964,715
Net County Cost	—	—	—	—	—	—

Criminal Justice Construction Fund (8400P)

Resource Allocation Summary

	Actual 2019-20	Actual 2020-21	Adopted 2021-22	Revised 2022-23	Recomm 2022-23	Change 2022-23
Total Sources	2,434,209	2,042,499	2,960,499	1,706,209	3,670,924	1,964,715
Total Requirements	2,434,209	2,042,499	2,960,499	1,706,209	3,670,924	1,964,715
Net County Cost	—	—	—	—	—	—

1. Adjustments to Provide Current Level Services: As a one-time funding source, Fund Balance is removed from the Current Level Budget. Net funding adjustments in FY 2022-23 total \$788,209.

	CLB Funding Adjustments FY 2022-23
Sources	(788,209)
Requirements	
Gross Appropriations	—
Intrafund Transfers	—
Net County Cost	788,209
Positions	—

2. Fund Balance Adjustment: This action re-appropriates Fund Balance from the prior year and includes adjustments to Year-End Fund Balance that is set aside in Reserves.

	RLB Funding Adjustments FY 2022-23
Sources	2,752,924
Requirements	
Gross Appropriations	—
Intrafund Transfers	—
Non-General Fund Reserves	1,964,715
Net County Cost	(788,209)
Positions	—

FY 2022-23 Total Funding Adjustments

	Total Funding Adjustments
Sources	1,964,715
Requirements	
Gross Appropriations	—
Intrafund Transfers	—
Non-General Fund Reserves	1,964,715
Net County Cost	—
Positions	—

Real Property Services (1220B)

All Funds FY 2022-23 Budget Unit Summary

	Actual 2019-20	Actual 2020-21	Adopted 2021-22	Revised 2022-23	Recomm 2022-23	Change 2022-23
Sources						
Use of Money and Property	509,732	446,165	503,556	518,663	518,663	—
Charges for Services	—	5,805	—	—	—	—
Interfund Revenue	3,027,036	3,727,865	3,296,377	3,393,527	3,196,564	(196,963)
Miscellaneous Revenue	86,726	66,051	50,000	—	—	—
Total Revenue	3,623,494	4,245,886	3,849,933	3,912,190	3,715,227	(196,963)
Fund Balance	922,826	823,212	1,061,469	1,061,469	1,336,429	274,960
Total Sources	4,546,320	5,069,098	4,911,402	4,973,659	5,051,656	77,997
Requirements						
Salaries and Benefits	831,793	841,110	1,169,278	1,172,005	1,310,502	138,497
Services and Supplies	201,596	266,894	240,967	168,274	659,313	491,039
Other Charges	20,153,157	21,172,817	21,380,439	22,013,301	22,012,972	(329)
Other Financing Uses	26,466	26,967	26,328	26,413	26,413	—
Gross Appropriations	21,213,013	22,307,788	22,817,012	23,379,993	24,009,200	629,207
Intrafund Transfers	(17,489,904)	(18,300,159)	(18,967,079)	(19,365,496)	(19,916,706)	(551,210)
Net Appropriations	3,723,108	4,007,629	3,849,933	4,014,497	4,092,494	77,997
Contingencies/Dept Reserves	823,212	1,061,469	1,061,469	959,162	959,162	—
Total Requirements	4,546,320	5,069,098	4,911,402	4,973,659	5,051,656	77,997
Net County Cost	—	—	—	—	—	—
Salary Resolution	5.0	5.0	6.0	6.0	6.0	—
Funded FTE	5.0	5.0	6.0	6.0	6.0	—

Real Property Services (1220P)

Resource Allocation Summary

	Actual 2019-20	Actual 2020-21	Adopted 2021-22	Revised 2022-23	Recomm 2022-23	Change 2022-23
Total Sources	4,546,320	5,069,098	4,911,402	4,973,659	5,051,656	77,997
Total Requirements	4,546,320	5,069,098	4,911,402	4,973,659	5,051,656	77,997
Net County Cost	—	—	—	—	—	—
Salary Resolution	5.0	5.0	6.0	6.0	6.0	—
Funded FTE	5.0	5.0	6.0	6.0	6.0	—

1. Adjustments to Provide Current Level Services: Budget adjustments are made to reflect current costs for existing levels of service and performance in FY 2022-23, including: negotiated salary and benefit increases; merit increases and adjustments to retiree health contributions; increases in internal service charges; and elimination of one-time revenues and expenditures. As a one-time funding source, Fund Balance is removed from the Current Level Budget. Net funding adjustments in FY 2022-23-total \$1,061,469.

	CLB Funding Adjustments FY 2022-23
Sources	(1,258,432)
Requirements	
Gross Appropriations	354,247
Intrafund Transfers	(551,210)
Net County Cost	1,061,469
Positions	—

2. Fund Balance Adjustment: This action re-appropriates Fund Balance from the prior year and includes adjustments to Year-End Fund Balance.

	RLB Funding Adjustments FY 2022-23
Sources	1,336,429
Requirements	
Gross Appropriations	274,960
Intrafund Transfers	—
Net County Cost	(1,061,469)
Positions	—

FY 2022-23 Total Funding Adjustments

	Total Funding Adjustments
Sources	77,997
Requirements	
Gross Appropriations	629,207
Intrafund Transfers	(551,210)
Net County Cost	—
Positions	—

Agricultural Commissioner/Sealer (1260B)

All Funds FY 2022-23 Budget Unit Summary

	Actual 2019-20	Actual 2020-21	Adopted 2021-22	Revised 2022-23	Recomm 2022-23	Change 2022-23
Sources						
Taxes	—	—	153,633	153,633	153,633	—
Licenses, Permits and Franchises	569,815	590,213	737,900	737,900	737,900	—
Fines, Forfeitures and Penalties	13,500	7,400	—	—	—	—
Intergovernmental Revenues	3,549,746	3,708,880	3,446,896	3,446,896	3,446,896	—
Charges for Services	79,548	78,392	122,200	122,200	122,200	—
Interfund Revenue	855	1,204	831	831	831	—
Miscellaneous Revenue	307	12,087	—	—	—	—
Total Revenue	4,213,771	4,398,177	4,461,460	4,461,460	4,461,460	—
Fund Balance	494,574	934,150	943,321	512,247	1,158,146	645,899
Total Sources	4,708,345	5,332,327	5,404,781	4,973,707	5,619,606	645,899
Requirements						
Salaries and Benefits	4,899,692	5,517,868	6,180,454	6,223,379	6,421,637	198,258
Services and Supplies	710,683	552,282	1,063,674	648,452	1,261,782	613,330
Other Charges	576,294	601,891	645,649	655,695	656,695	1,000
Other Financing Uses	3,942	158,530	8,865	8,865	8,865	—
Gross Appropriations	6,190,609	6,830,570	7,898,642	7,536,391	8,348,979	812,588
Intrafund Transfers						
Net Appropriations	6,190,609	6,830,570	7,898,642	7,536,391	8,348,979	812,588
Contingencies/Dept Reserves	355,511	512,247	512,247	512,247	512,247	—
Non-General Fund Reserves	—	—	—	—	—	—
Total Requirements	6,546,120	7,342,817	8,410,889	8,048,638	8,861,226	812,588
Net County Cost	1,837,775	2,010,491	3,006,108	3,074,931	3,241,620	166,689
Salary Resolution	30.0	30.0	30.0	30.0	30.0	—
Funded FTE	30.0	30.0	30.0	30.0	30.0	—

Agricultural Commissioner/Sealer (1260P)

Resource Allocation Summary

	Actual 2019-20	Actual 2020-21	Adopted 2021-22	Revised 2022-23	Recomm 2022-23	Change 2022-23
Total Sources	4,708,345	5,332,327	5,404,781	4,973,707	5,619,606	645,899
Total Requirements	6,546,120	7,342,817	8,410,889	8,048,638	8,861,226	812,588
Net County Cost	1,837,775	2,010,491	3,006,108	3,074,931	3,241,620	166,689
Salary Resolution	30.0	30.0	30.0	30.0	30.0	—
Funded FTE	30.0	30.0	30.0	30.0	30.0	—

1. Adjustments to Provide Current Level Services: Budget adjustments are made to reflect current costs for existing levels of service and performance in FY 2022-23, including: negotiated salary and benefit increases; merit increases and adjustments to retiree health contributions; increases in internal service charges; and elimination of one-time revenues and expenditures. As a one-time funding source, Fund Balance is removed from the Current Level Budget. Net funding adjustments in FY 2022-23 total \$678,936.

	CLB Funding Adjustments FY 2022-23
Sources	(512,247)
Requirements	
Gross Appropriations	166,689
Intrafund Transfers	—
Net County Cost	678,936
Positions	—

2. Fund Balance Adjustment: This action re-appropriates Fund Balance from the prior year.

	RLB Funding Adjustments FY 2022-23
Sources	1,158,146
Requirements	
Gross Appropriations	645,899
Intrafund Transfers	—
Net County Cost	(512,247)
Positions	—

FY 2022-23 Total Funding Adjustments

	Total Funding Adjustments
Sources	645,899
Requirements	
Gross Appropriations	812,588
Intrafund Transfers	—
Net County Cost	166,689
Positions	—

Public Safety Communications (1240D)

All Funds FY 2022-23 Budget Unit Summary

	Actual 2019-20	Actual 2020-21	Adopted 2021-22	Revised 2022-23	Recomm 2022-23	Change 2022-23
Sources						
Intergovernmental Revenues	5,624,960	2,688,515	2,688,515	2,688,515	2,688,515	—
Charges for Services	7,607,759	8,014,502	8,428,331	8,666,231	8,666,231	—
Interfund Revenue	9,054	10,426	525	525	525	—
Miscellaneous Revenue	87,403	140,026	107,500	107,500	107,500	—
Total Revenue	13,329,177	10,853,468	11,224,871	11,462,771	11,462,771	—
Fund Balance	1,475,319	5,600,081	4,484,376	2,221,141	4,639,538	2,418,397
Total Sources	14,804,496	16,453,549	15,709,247	13,683,912	16,102,309	2,418,397
Requirements						
Salaries and Benefits	13,514,084	14,558,439	15,036,543	15,177,521	15,655,262	477,741
Services and Supplies	2,714,924	1,992,850	4,470,048	2,557,761	3,664,085	1,106,324
Other Charges	979,664	1,145,033	1,400,933	1,398,034	1,398,034	—
Reclassification of Expenses	—	—	—	—	—	—
Fixed Assets	—	—	—	—	—	—
Other Financing Uses	56,167	36,477	52,162	53,188	53,188	—
Gross Appropriations	17,264,837	17,732,798	20,959,686	19,186,504	20,770,569	1,584,065
Intrafund Transfers	(527,919)	(595,026)	(544,668)	(544,668)	(544,668)	—
Net Appropriations	16,736,918	17,137,773	20,415,018	18,641,836	20,225,901	1,584,065
Contingencies/Dept Reserves	2,102,618	2,191,447	2,221,141	2,194,038	3,296,247	1,102,209
Total Requirements	18,839,536	19,329,219	22,636,159	20,835,874	23,522,148	2,686,274
Net County Cost	4,035,040	2,875,670	6,926,912	7,151,962	7,419,839	267,877
Salary Resolution	75.0	75.0	78.0	78.0	78.0	—
Funded FTE	75.0	75.0	78.0	78.0	78.0	—

Public Safety Communications (1240B)

Resource Allocation Summary

	Actual 2019-20	Actual 2020-21	Adopted 2021-22	Revised 2022-23	Recomm 2022-23	Change 2022-23
Total Sources	13,360,542	14,930,292	14,017,906	12,019,674	14,438,071	2,418,397
Total Requirements	17,395,582	17,805,962	20,944,818	19,171,636	20,683,837	1,512,201
Net County Cost	4,035,040	2,875,670	6,926,912	7,151,962	6,245,766	(906,196)
Salary Resolution	75.0	75.0	78.0	78.0	78.0	—
Funded FTE	75.0	75.0	78.0	78.0	78.0	—

1. Adjustments to Provide Current Level Services: Budget adjustments are made to reflect current costs for existing levels of service and performance in FY 2022-23 including: negotiated salary and benefit increases; merit increases and adjustments to retiree health contributions; increases in internal service charges; and elimination of one-time revenues and expenditures. As a one-time funding source, Fund Balance is removed from the Current Level Budget. Net funding adjustments in FY 2022-23 total \$1,757,504.

	CLB Funding Adjustments FY 2022-23
Sources	(1,047,068)
Requirements	
Gross Appropriations	710,436
Intrafund Transfers	—
Net County Cost	1,757,504
Positions	—

2. Fund Balance Adjustment: This action re-appropriates Fund Balance from the prior year and includes adjustments to Year-End Fund Balance.

	RLB Funding Adjustments FY 2022-23
Sources	3,465,465
Requirements	
Gross Appropriations	669,932
Intrafund Transfers	—
Net County Cost	(2,795,533)
Positions	—

3. Wellbeing Coordinator: As per the recommendations of the Wellbeing Report, one Associate Management Analyst - Term position is added in FY 2022-23.

RLB Funding Adjustments FY 2022-23	
Sources	—
Requirements	
Gross Appropriations	131,833
Intrafund Transfers	—
Net County Cost	131,833
Positions	—

FY 2022-23 Total Funding Adjustments

Total Funding Adjustments	
Sources	2,418,397
Requirements	
Gross Appropriations	1,512,201
Intrafund Transfers	—
Net County Cost	(906,196)
Positions	—

Message Switch (1940B)

All Funds FY 2022-23 Budget Unit Summary

	Actual 2019-20	Actual 2020-21	Adopted 2021-22	Revised 2022-23	Recomm 2022-23	Change 2022-23
Sources						
Charges for Services	481,796	467,206	489,640	489,640	489,640	—
Interfund Revenue	927	501	525	525	525	—
Total Revenue	482,723	467,707	490,165	490,165	490,165	—
Fund Balance	961,231	1,055,550	1,201,176	1,174,073	1,174,073	—
Total Sources	1,443,954	1,523,257	1,691,341	1,664,238	1,664,238	—
Requirements						
Services and Supplies	395,224	391,672	500,005	500,005	571,869	71,864
Other Charges	195,287	201,503	211,931	211,931	211,931	—
Reclassification of Expenses	—	—	—	—	—	—
Fixed Assets	—	—	—	—	—	—
Gross Appropriations	590,511	593,176	711,936	711,936	783,800	71,864
Intrafund Transfers	(202,107)	(214,297)	(194,668)	(194,668)	(194,668)	—
Net Appropriations	388,404	378,879	517,268	517,268	589,132	71,864
Contingencies/Dept Reserves	1,055,550	1,144,379	1,174,073	1,146,970	2,249,179	1,102,209
Total Requirements	1,443,954	1,523,257	1,691,341	1,664,238	2,838,311	1,174,073
Net County Cost	—	—	—	—	1,174,073	1,174,073

Message Switch (1940P)

Resource Allocation Summary

	Actual 2019-20	Actual 2020-21	Adopted 2021-22	Revised 2022-23	Recomm 2022-23	Change 2022-23
Total Sources	1,443,954	1,523,257	1,691,341	1,664,238	1,664,238	—
Total Requirements	1,443,954	1,523,257	1,691,341	1,664,238	2,838,311	1,174,073
Net County Cost	—	—	—	—	1,174,073	1,174,073

1. Adjustments to Provide Current Level Services: Budget adjustments are made to reflect current costs for existing levels of service and performance in FY 2022-23, including increases in internal service charges; and elimination of one-time revenues and expenditures. As a one-time funding source, Fund Balance is removed from the Current Level Budget. Net funding adjustments in FY 2022-23 total \$1,174,073.

	CLB Funding Adjustments FY 2022-23
Sources	(1,174,073)
Requirements	
Gross Appropriations	—
Intrafund Transfers	—
Net County Cost	1,174,073
Positions	—

2. Fund Balance Adjustment: This action re-appropriates Fund Balance from the prior year and includes adjustments to Year-End Fund Balance.

	RLB Funding Adjustments FY 2022-23
Sources	1,174,073
Requirements	
Gross Appropriations	71,864
Intrafund Transfers	—
Contingencies/Dept Reserves	1,102,209
Net County Cost	—
Positions	—

FY 2022-23 Total Funding Adjustments

	Total Funding Adjustments
Sources	—
Requirements	
Gross Appropriations	71,864
Intrafund Transfers	—
Contingencies/Dept Reserves	1,102,209
Net County Cost	1,174,073
Positions	—

Structural Fire (3550B)

All Funds FY 2022-23 Budget Unit Summary

	Actual 2019-20	Actual 2020-21	Adopted 2021-22	Revised 2022-23	Recomm 2022-23	Change 2022-23
Sources						
Taxes	7,883,604	7,471,463	8,641,725	8,965,040	10,106,668	1,141,628
Use of Money and Property	298,903	188,760	122,483	122,483	162,483	40,000
Intergovernmental Revenues	2,398,979	2,386,069	2,395,825	2,442,900	2,697,900	255,000
Charges for Services	219,944	247,379	260,500	260,500	305,500	45,000
Miscellaneous Revenue	361,769	265,637	474,110	444,613	454,613	10,000
Other Financing Sources	—	—	506,578	—	—	—
Total Revenue	11,163,198	10,559,308	12,401,221	12,235,536	13,727,164	1,491,628
Fund Balance	10,620,060	10,193,064	9,566,102	5,668,443	7,122,188	1,453,745
Total Sources	21,783,258	20,752,372	21,967,323	17,903,979	20,849,352	2,945,373
Requirements						
Services and Supplies	—	—	—	—	—	—
Other Charges	32	17	26	31	26	(5)
Other Financing Uses	11,590,162	11,186,252	16,298,854	16,908,024	17,154,463	246,439
Gross Appropriations	11,590,194	11,186,269	16,298,880	16,908,055	17,154,489	246,434
Intrafund Transfers						
Net Appropriations	11,590,194	11,186,269	16,298,880	16,908,055	17,154,489	246,434
Contingencies/Dept Reserves	—	—	—	—	—	—
Non-General Fund Reserves	10,193,064	9,566,102	5,668,443	995,924	3,694,863	2,698,939
Total Requirements	21,783,258	20,752,372	21,967,323	17,903,979	20,849,352	2,945,373
Net County Cost	—	—	—	—	—	—

Structural Fire (3550P)

Resource Allocation Summary

	Actual 2019-20	Actual 2020-21	Adopted 2021-22	Revised 2022-23	Recomm 2022-23	Change 2022-23
Total Sources	21,783,258	20,752,372	21,967,323	17,903,979	20,849,352	2,945,373
Total Requirements	21,783,258	20,752,372	21,967,323	17,903,979	20,849,352	2,945,373
Net County Cost	—	—	—	—	—	—

1. Adjustments to Provide Current Level Services: Budget adjustments are made to reflect current costs for existing levels of service and performance in FY 2022-23, including: increases in internal service charges and elimination of one-time revenues and expenditures. As a one-time funding source, Fund Balance is removed from the Current Level Budget. Net funding adjustments in FY 2022-23 total \$4,176,810.

	CLB Funding Adjustments FY 2022-23
Sources	(4,176,815)
Requirements	
Gross Appropriations	(5)
Intrafund Transfers	—
Non-General Fund Reserves	—
Net County Cost	4,176,810
Positions	—

2. Fund Balance Adjustment: This action re-appropriates Fund Balance from the prior year and includes adjustments to Year-End Fund Balance.

	RLB Funding Adjustments FY 2022-23
Sources	7,122,188
Requirements	
Gross Appropriations	246,439
Intrafund Transfers	—
Non-General Fund Reserves	2,698,939
Net County Cost	(4,176,810)
Positions	—

FY 2022-23 Total Funding Adjustments

	Total Funding Adjustments
Sources	2,945,373
Requirements	
Gross Appropriations	246,434
Intrafund Transfers	—
Non-General Fund Reserves	2,698,939
Net County Cost	—
Positions	—

Fire Protection Services (3580B)

All Funds FY 2022-23 Budget Unit Summary

	Actual 2019-20	Actual 2020-21	Adopted 2021-22	Revised 2022-23	Recomm 2022-23	Change 2022-23
Sources						
Taxes	243,058	1,411,743	2,817,470	1,500,000	1,500,000	—
Charges for Services	16,570	—	—	—	—	—
Interfund Revenue	—	—	—	—	—	—
Miscellaneous Revenue	14,086	6,652	—	—	—	—
Other Financing Sources	11,590,162	11,186,252	16,850,854	17,440,024	17,154,463	(285,561)
Total Revenue	11,863,876	12,604,647	19,668,324	18,940,024	18,654,463	(285,561)
Fund Balance	—	253,289	253,289	—	—	—
Total Sources	11,863,876	12,857,936	19,921,613	18,940,024	18,654,463	(285,561)
Requirements						
Salaries and Benefits	741	(42,116)	415	415	415	—
Services and Supplies	10,745,175	10,391,921	15,534,680	16,155,570	15,946,475	(209,095)
Other Charges	169,326	607,754	630,214	638,867	600,901	(37,966)
Fixed Assets	375,531	1,325,008	3,090,496	1,732,505	1,688,505	(44,000)
Other Financing Uses	319,813	322,080	641,772	388,631	394,131	5,500
Gross Appropriations	11,610,586	12,604,647	19,897,577	18,915,988	18,630,427	(285,561)
Intrafund Transfers	—	—	24,036	24,036	24,036	—
Net Appropriations	11,610,586	12,604,647	19,921,613	18,940,024	18,654,463	(285,561)
Non-General Fund Reserves	253,289	253,289	—	—	—	—
Total Requirements	11,863,876	12,857,936	19,921,613	18,940,024	18,654,463	(285,561)
Net County Cost	—	—	—	—	—	—

Fire Protection Services (3580P)

Resource Allocation Summary

	Actual 2019-20	Actual 2020-21	Adopted 2021-22	Revised 2022-23	Recomm 2022-23	Change 2022-23
Total Sources	11,863,876	12,857,936	19,921,613	18,940,024	18,654,463	(285,561)
Total Requirements	11,863,876	12,857,936	19,921,613	18,940,024	18,654,463	(285,561)
Net County Cost	—	—	—	—	—	—

1. Adjustments to Provide Current Level Services: Budget adjustments are made to reflect current costs for existing levels of service and performance in FY 2022-23, including: increases in internal service charges and elimination of one-time revenues and expenditures. As a one-time funding source, Fund Balance is removed from the Current Level Budget. There are no net funding adjustments.

	CLB Funding Adjustments FY 2022-23
Sources	(285,561)
Requirements	
Gross Appropriations	(285,561)
Intrafund Transfers	—
Net County Cost	—
Positions	—

FY 2022-23 Total Funding Adjustments

	Total Funding Adjustments
Sources	(285,561)
Requirements	
Gross Appropriations	(285,561)
Intrafund Transfers	—
Net County Cost	—
Positions	—

County Service Area #1 (3560B)

All Funds FY 2022-23 Budget Unit Summary

	Actual 2019-20	Actual 2020-21	Adopted 2021-22	Revised 2022-23	Recomm 2022-23	Change 2022-23
Sources						
Taxes	3,557,848	3,884,145	3,717,501	3,862,044	4,062,089	200,045
Use of Money and Property	122,358	90,626	44,872	44,872	44,872	—
Intergovernmental Revenues	12,217	12,475	12,283	12,283	12,283	—
Charges for Services	92,064	92,064	90,000	90,000	90,000	—
Miscellaneous Revenue	—	126	49,175	49,175	49,175	—
Total Revenue	3,784,487	4,079,436	3,913,831	4,058,374	4,258,419	200,045
Fund Balance	6,121,401	6,781,504	7,610,440	6,569,618	7,361,249	791,631
Total Sources	9,905,888	10,860,940	11,524,271	10,627,992	11,619,668	991,676
Requirements						
Services and Supplies	3,101,280	3,236,232	4,874,539	4,454,825	4,745,408	290,583
Other Charges	29	15	114	121	300	179
Fixed Assets	23,075	14,253	80,000	580,000	950,000	370,000
Gross Appropriations	3,124,384	3,250,501	4,954,653	5,034,946	5,695,708	660,762
Intrafund Transfers						
Net Appropriations	3,124,384	3,250,501	4,954,653	5,034,946	5,695,708	660,762
Non-General Fund Reserves	6,781,504	7,610,440	6,569,618	5,593,046	5,923,960	330,914
Total Requirements	9,905,888	10,860,940	11,524,271	10,627,992	11,619,668	991,676
Net County Cost	—	—	—	—	—	—

County Service Area #1 (3560P)

Resource Allocation Summary

	Actual 2019-20	Actual 2020-21	Adopted 2021-22	Revised 2022-23	Recomm 2022-23	Change 2022-23
Total Sources	9,905,888	10,860,940	11,524,271	10,627,992	11,619,668	991,676
Total Requirements	9,905,888	10,860,940	11,524,271	10,627,992	11,619,668	991,676
Net County Cost	—	—	—	—	—	—

1. Adjustments to Provide Current Level Services: Budget adjustments are made to reflect current costs for existing levels of service and performance in FY 2022-23, including: increases in internal service charges; elimination of one-time revenues and expenditures; and increases in one-time costs for a new fire apparatus purchase. As a one-time funding source, Fund Balance is removed from the Current Level Budget. Net funding adjustments in FY 2022-23 total \$7,030,335.

	CLB Funding Adjustments FY 2022-23
Sources	(6,369,573)
Requirements	
Gross Appropriations	660,762
Intrafund Transfers	—
Non-General Fund Reserves	—
Net County Cost	7,030,335
Positions	—

2. Fund Balance Adjustment: This action re-appropriates Fund Balance from the prior year and includes adjustments to Year-End Fund Balance.

	RLB Funding Adjustments FY 2022-23
Sources	7,361,249
Requirements	
Gross Appropriations	—
Intrafund Transfers	—
Non-General Fund Reserves	330,914
Net County Cost	(7,030,335)
Positions	—

FY 2022-23 Total Funding Adjustments

	Total Funding Adjustments
Sources	991,676
Requirements	
Gross Appropriations	660,762
Intrafund Transfers	—
Non-General Fund Reserves	330,914
Net County Cost	—
Positions	—

Department of Housing (7900B)

All Funds FY 2022-23 Budget Unit Summary

	Actual 2019-20	Actual 2020-21	Adopted 2021-22	Revised 2022-23	Recomm 2022-23	Change 2022-23
Sources						
Taxes	14,008,334	12,733,356	70,365,127	21,617,874	24,846,865	3,228,991
Use of Money and Property	4,036,044	3,988,072	4,075,500	4,075,500	4,075,500	—
Intergovernmental Revenues	116,347,845	131,179,958	162,096,157	146,456,801	155,277,977	8,821,176
Charges for Services	349,028	132,185	155,000	155,000	265,000	110,000
Interfund Revenue	1,947,141	2,418,654	1,595,815	3,082,921	2,716,898	(366,023)
Miscellaneous Revenue	2,022,981	1,021,210	1,526,374	1,526,374	5,554,898	4,028,524
Total Revenue	138,711,373	151,473,435	239,813,973	176,914,470	192,737,138	15,822,668
Fund Balance	36,904	838	—	—	—	—
Total Sources	138,748,277	151,474,273	239,813,973	176,914,470	192,737,138	15,822,668
Requirements						
Salaries and Benefits	8,257,274	9,149,727	10,828,183	10,060,230	11,010,513	950,283
Services and Supplies	3,497,315	3,230,678	3,491,440	3,491,440	3,634,931	143,491
Other Charges	130,506,053	139,475,038	230,589,617	163,362,800	178,091,694	14,728,894
Gross Appropriations	142,260,642	151,855,443	244,909,240	176,914,470	192,737,138	15,822,668
Intrafund Transfers	(3,212,633)	(95,263)	(5,095,264)	—	—	—
Net Appropriations	139,048,009	151,760,180	239,813,976	176,914,470	192,737,138	15,822,668
Contingencies/Dept Reserves	36,904	—	—	—	—	—
Total Requirements	139,084,913	151,760,180	239,813,976	176,914,470	192,737,138	15,822,668
Net County Cost	336,636	285,907	3	—	—	—
Salary Resolution	66.0	67.0	70.0	70.0	72.0	2.0
Funded FTE	66.0	67.0	69.8	69.7	71.7	2.0

Housing and Community Development (7920P)

Resource Allocation Summary

	Actual 2019-20	Actual 2020-21	Adopted 2021-22	Revised 2022-23	Recomm 2022-23	Change 2022-23
Total Sources	20,514,655	19,909,945	108,446,498	45,546,995	51,551,183	6,004,188
Total Requirements	20,851,291	20,195,852	108,446,501	45,546,995	51,551,183	6,004,188
Net County Cost	336,636	285,907	3	—	—	—
Salary Resolution	19.0	19.0	22.0	22.0	24.0	2.0
Funded FTE	19.0	19.0	21.8	21.7	23.7	2.0

1. Adjustments to Provide Current Level Services: Budget adjustments are made to reflect current costs for existing levels of service and performance in FY 2022-23, including: negotiated salary and benefit increases; merit increases and adjustments to retiree health contributions; increases in internal service charges; and elimination of one-time revenues and expenditures. As a one-time funding source, Fund Balance is removed from the Current Level Budget. Net funding adjustments in FY 2022-23 total \$606,908.

	CLB Funding Adjustments FY 2022-23
Sources	2,775,197
Requirements	
Gross Appropriations	3,382,105
Intrafund Transfers	—
Net County Cost	606,908
Positions	—

2. Measure K Adjustment: This adjustment increases the budgeted on-going Measure K funding by the approved cost of living adjustment.

	RLB Funding Adjustments FY 2022-23
Sources	24,666
Requirements	
Gross Appropriations	17,505
Intrafund Transfers	—
Net County Cost	(7,161)
Positions	—

3. Measure K - Housing Equity Innovation Fund: The Board of Supervisors approved the Department of Housing (DOH) to create and fund an Equity Innovation Fund using funds from current DOH on-going initiatives for Shared Housing and Landlord Tenant Information and Referrals.

RLB Funding Adjustments FY 2022-23	
Sources	—
Requirements	
Gross Appropriations	—
Intrafund Transfers	—
Net County Cost	—
Positions	—

4. Measure K Adjustment: A portion of the Measure K funded Affordable Housing Fund is being allocated to pay staff support for all work involving Measure K.

RLB Funding Adjustments FY 2022-23	
Sources	—
Requirements	
Gross Appropriations	(1,000,000)
Intrafund Transfers	—
Net County Cost	(1,000,000)
Positions	—

5. Measure K Adjustment: The Department of Housing budgeted funds for the Farm Labor Housing initiative in error and is removing said funds.

RLB Funding Adjustments FY 2022-23	
Sources	(795,675)
Requirements	
Gross Appropriations	(795,675)
Intrafund Transfers	—
Net County Cost	—
Positions	—

6. Housing and Community Development (HCD) Specialist: To better align operational needs, one HCD Specialist is added in FY 2022-23.

RLB Funding Adjustments FY 2022-23	
Sources	—
Requirements	
Gross Appropriations	181,481
Intrafund Transfers	—
Net County Cost	181,481
Positions	1

7. Measure K - Local Housing Subsidy Program: The Board of Supervisors approved the creation of a Local Housing Subsidy Program funded by Measure K and administered by the Department of Housing.

RLB Funding Adjustments FY 2022-23	
Sources	4,000,000
Requirements	
Gross Appropriations	4,000,000
Intrafund Transfers	—
Net County Cost	—
Positions	—

8. Information Technology Manager: To better align operational needs, one Information Technology Manager is added in FY 2022-23.

RLB Funding Adjustments FY 2022-23	
Sources	—
Requirements	
Gross Appropriations	218,772
Intrafund Transfers	—
Net County Cost	218,772
Positions	1

FY 2022-23 Total Funding Adjustments

Total Funding Adjustments	
Sources	6,004,188
Requirements	
Gross Appropriations	6,004,188
Intrafund Transfers	—
Net County Cost	—
Positions	2

Housing Authority (7930P)

Resource Allocation Summary

	Actual 2019-20	Actual 2020-21	Adopted 2021-22	Revised 2022-23	Recomm 2022-23	Change 2022-23
Total Sources	118,233,622	131,564,328	131,367,475	131,367,475	141,185,955	9,818,480
Total Requirements	118,233,622	131,564,328	131,367,475	131,367,475	141,185,955	9,818,480
Net County Cost	—	—	—	—	—	—
Salary Resolution	47.0	48.0	48.0	48.0	48.0	—
Funded FTE	47.0	48.0	48.0	48.0	48.0	—

9. Adjustments to Provide Current Level Services: Budget adjustments are made to reflect current costs for existing levels of service and performance in FY 2022-23, including: negotiated salary and benefit increases; merit increases and adjustments to retiree health contributions; increases in internal service charges; and elimination of one-time revenues and expenditures. There are no net funding adjustments.

	CLB Funding Adjustments FY 2022-23
Sources	9,818,480
Requirements	
Gross Appropriations	9,818,480
Intrafund Transfers	—
Net County Cost	—
Positions	—

FY 2022-23 Total Funding Adjustments

	Total Funding Adjustments
Sources	9,818,480
Requirements	
Gross Appropriations	9,818,480
Intrafund Transfers	—
Net County Cost	—
Positions	—

Major Capital Construction (8470B)

All Funds FY 2022-23 Budget Unit Summary

	Actual 2019-20	Actual 2020-21	Adopted 2021-22	Revised 2022-23	Recomm 2022-23	Change 2022-23
Sources						
Taxes	12,401,106	902,792	9,158,655	3,000,000	3,500,000	500,000
Use of Money and Property	42,634	554	—	—	—	—
Intergovernmental Revenues	—	—	—	—	23,671,802	23,671,802
Miscellaneous Revenue	4,555	17,508	—	—	25,000	25,000
Other Financing Sources	40,881,037	56,859,607	110,696,823	50,000,000	8,021,381	(41,978,619)
Total Revenue	53,329,333	57,780,462	119,855,478	53,000,000	35,218,183	(17,781,817)
Fund Balance	4,225,350	11,715,653	19,981,290	—	—	—
Total Sources	57,554,683	69,496,115	139,836,768	53,000,000	35,218,183	(17,781,817)
Requirements						
Services and Supplies	2,877,736	1,862,956	20,080,183	11,000,000	2,600,000	(8,400,000)
Fixed Assets	42,961,294	47,032,925	118,529,733	42,000,000	32,618,183	(9,381,817)
Other Financing Uses	—	618,944	1,226,852	—	—	—
Gross Appropriations	45,839,030	49,514,825	139,836,768	53,000,000	35,218,183	(17,781,817)
Intrafund Transfers						
Net Appropriations	45,839,030	49,514,825	139,836,768	53,000,000	35,218,183	(17,781,817)
Non-General Fund Reserves	11,715,653	19,981,290	—	—	—	—
Total Requirements	57,554,683	69,496,115	139,836,768	53,000,000	35,218,183	(17,781,817)
Net County Cost	—	—	—	—	—	—

Major Capital Construction (8470P)

Resource Allocation Summary

	Actual 2019-20	Actual 2020-21	Adopted 2021-22	Revised 2022-23	Recomm 2022-23	Change 2022-23
Total Sources	57,554,683	69,496,115	139,836,768	53,000,000	35,218,183	(17,781,817)
Total Requirements	57,554,683	69,496,115	139,836,768	53,000,000	35,218,183	(17,781,817)
Net County Cost	—	—	—	—	—	—

1. Adjustments to Provide Current Level Services: Budget adjustments are made to reflect current costs for existing levels of service and performance in FY 2022-23. There are no net funding adjustments.

	CLB Funding Adjustments FY 2022-23
Sources	—
Requirements	
Gross Appropriations	—
Intrafund Transfers	—
Net County Cost	—
Positions	—

2. Measure K Rollover for Regional Operations Center: Estimated Measure K balance is rolled forward to cover remaining close-out charges and additional scope for the Regional Operations Center (ROC). The estimate will be adjusted during September Revisions once the actual rollover amount is available.

	RLB Funding Adjustments FY 2022-23
Sources	500,000
Requirements	
Gross Appropriations	500,000
Intrafund Transfers	—
Net County Cost	—
Positions	—

3. County Office Building 3 Project Appropriations Transfer: This action transfers existing appropriations for the County Office Building 3 (COB3) from Major Capital Construction to the COB3 Project Fund to align with current practices. Unused FY 2021-22 appropriations will be rolled over to the new sub-unit at September Revisions.

RLB Funding Adjustments FY 2022-23	
Sources	(50,000,000)
Requirements	
Gross Appropriations	(50,000,000)
Intrafund Transfers	—
Net County Cost	—
Positions	—

4. San Mateo Medical Center Project Cost and Funding: This action appropriates \$5,496,381 from Non-Departmental Services and increases the overall project budget for San Mateo Medical Center Project to \$185,000,000. Funding for this project consists of \$171,000,000 from Bond proceeds and \$14,000,000 from Non-Departmental Services. Unused FY 2021-22 appropriations will be rolled over at September Revisions.

RLB Funding Adjustments FY 2022-23	
Sources	5,496,381
Requirements	
Gross Appropriations	5,496,381
Intrafund Transfers	—
Net County Cost	—
Positions	—

5. General Fund Adjustment - Parking Services, County Office Courtyard: This action rolls forward estimated budget balance as follows: County Office Courtyard \$1,000,000 and Parking Services at Cordilleras and San Mateo Medical Center \$500,000. Unused FY 2021-22 appropriations will be rolled over at September Revisions.

RLB Funding Adjustments FY 2022-23	
Sources	1,500,000
Requirements	
Gross Appropriations	1,500,000
Intrafund Transfers	—
Net County Cost	—
Positions	—

6. Navigation Center Project Funding: This action appropriates \$23,671,802 to the Navigation Center Project, of which \$21,100,000 is funded by Homekey Program Capital Award and \$2,571,802 from the County's American Rescue Plan Act (ARPA) funds. Unused FY 2021-22 appropriations from outside sources will be rolled over at September Revisions.

RLB Funding Adjustments FY 2022-23	
Sources	23,671,802
Requirements	
Gross Appropriations	23,671,802
Intrafund Transfers	—
Net County Cost	—
Positions	—

7. New Major Capital Projects - County Warehouse and East Palo Alto Government Center: This action appropriates funding for new Major Capital Construction projects as follows: San Mateo County Warehouse for \$1,000,000 funded by Non-Departmental Services and \$50,000 for East Palo Alto Government Center, of which \$25,000 will be reimbursed by East Palo Alto.

RLB Funding Adjustments FY 2022-23	
Sources	1,050,000
Requirements	
Gross Appropriations	1,050,000
Intrafund Transfers	—
Net County Cost	—
Positions	—

FY 2022-23 Total Funding Adjustments

Total Funding Adjustments	
Sources	(17,781,817)
Requirements	
Gross Appropriations	(17,781,817)
Intrafund Transfers	—
Net County Cost	—
Positions	—

Warm Shell Project Budget (8450P)

Resource Allocation Summary

	Actual 2019-20	Actual 2020-21	Adopted 2021-22	Revised 2022-23	Recomm 2022-23	Change 2022-23
Total Sources	4,983,555	4,261,859	4,156,413	—	65,025,000	65,025,000
Total Requirements	4,983,555	4,261,859	4,156,413	—	65,025,000	65,025,000
Net County Cost	—	—	—	—	—	—

1. Adjustments to Provide Current Level Services: There are no net funding adjustments in FY 2022-23.

	CLB Funding Adjustments FY 2022-23
Sources	—
Requirements	
Gross Appropriations	—
Intrafund Transfers	—
Net County Cost	—
Positions	—

2. Measure K Rollover for Skylonda: Estimated Measure K balance is rolled forward to cover remaining close-out charges for the Skylonda Fire Station Project. The estimate will be adjusted during September Revisions once the actual rollover amount is available.

	RLB Funding Adjustments FY 2022-23
Sources	25,000
Requirements	
Gross Appropriations	25,000
Intrafund Transfers	—
Net County Cost	—
Positions	—

3. County Office Building 3 Project Appropriations Transfer: This action transfers existing appropriations for the County Office Building 3 project (COB3) from Major Capital Construction to the COB3 Project Fund and appropriates an additional \$15,000,000 for a total of \$65,000,000. Unused FY 2021-22 appropriations will be rolled over during September Revisions.

RLB Funding Adjustments FY 2022-23	
Sources	65,000,000
Requirements	
Gross Appropriations	65,000,000
Intrafund Transfers	—
Net County Cost	—
Positions	—

FY 2022-23 Total Funding Adjustments

Total Funding Adjustments	
Sources	65,025,000
Requirements	
Gross Appropriations	65,025,000
Intrafund Transfers	—
Net County Cost	—
Positions	—

Other Capital Construction Fund (8450B)

All Funds FY 2022-23 Budget Unit Summary

	Actual 2019-20	Actual 2020-21	Adopted 2021-22	Revised 2022-23	Recomm 2022-23	Change 2022-23
Sources						
Taxes	872,202	477,429	410,130	—	25,000	25,000
Use of Money and Property	69,860	42,688	—	—	—	—
Other Financing Sources	15,000	—	—	—	65,000,000	65,000,000
Total Revenue	957,063	520,117	410,130	—	65,025,000	65,025,000
Fund Balance	4,026,492	3,741,742	3,746,283	—	—	—
Total Sources	4,983,555	4,261,859	4,156,413	—	65,025,000	65,025,000
Requirements						
Services and Supplies	13,656	34,012	40,130	—	10,005,000	10,005,000
Fixed Assets	908,188	513,434	3,987,625	—	55,020,000	55,020,000
Other Financing Uses	319,968	—	128,658	—	—	—
Gross Appropriations	1,241,812	547,446	4,156,413	—	65,025,000	65,025,000
Intrafund Transfers						
Net Appropriations	1,241,812	547,446	4,156,413	—	65,025,000	65,025,000
Contingencies/Dept Reserves	121,785	96,788	—	—	—	—
Non-General Fund Reserves	3,619,958	3,617,625	—	—	—	—
Total Requirements	4,983,555	4,261,859	4,156,413	—	65,025,000	65,025,000
Net County Cost	—	—	—	—	—	—

Administration and Fiscal Services



Board of Supervisors (1100B)

All Funds FY 2022-23 Budget Unit Summary

	Actual 2019-20	Actual 2020-21	Adopted 2021-22	Revised 2022-23	Recomm 2022-23	Change 2022-23
Sources						
Taxes	—	—	—	—	—	—
Intergovernmental Revenues	—	—	—	—	—	—
Total Revenue	—	—	—	—	—	—
Fund Balance	—	—	—	—	—	—
Total Sources	—	—	—	—	—	—
Requirements						
Salaries and Benefits	4,191,784	4,411,997	4,768,601	4,850,235	5,027,755	177,520
Services and Supplies	233,404	194,174	355,696	355,696	357,008	1,312
Other Charges	319,431	316,165	404,671	415,542	450,397	34,855
Other Financing Uses	15,182	14,829	14,000	14,230	15,325	1,095
Gross Appropriations	4,759,800	4,937,165	5,542,968	5,635,703	5,850,485	214,782
Intrafund Transfers	—	—	(76,937)	(76,937)	(76,937)	—
Net Appropriations	4,759,800	4,937,165	5,466,031	5,558,766	5,773,548	214,782
Total Requirements	4,759,800	4,937,165	5,466,031	5,558,766	5,773,548	214,782
Net County Cost	4,759,800	4,937,165	5,466,031	5,558,766	5,773,548	214,782
Salary Resolution	22.0	22.0	22.0	22.0	22.0	—
Funded FTE	22.0	22.0	22.0	22.0	22.0	—

Board of Supervisors (1100P)

Resource Allocation Summary

	Actual 2019-20	Actual 2020-21	Adopted 2021-22	Revised 2022-23	Recomm 2022-23	Change 2022-23
Total Sources	—	—	—	—	—	—
Total Requirements	4,759,800	4,937,165	5,466,031	5,558,766	5,773,548	214,782
Net County Cost	4,759,800	4,937,165	5,466,031	5,558,766	5,773,548	214,782
Salary Resolution	22.0	22.0	22.0	22.0	22.0	—
Funded FTE	22.0	22.0	22.0	22.0	22.0	—

1. Adjustments to Provide Current Level Services: Budget adjustments are made to reflect current costs for existing levels of service and performance in FY 2022-23, including: negotiated salary and benefit increases; merit increases and adjustments to retiree health contributions; and increases in internal service charges. Net funding adjustments in FY 2022-23 total \$214,782.

	CLB Funding Adjustments FY 2022-23
Sources	—
Requirements	
Gross Appropriations	214,782
Intrafund Transfers	—
Net County Cost	214,782
Positions	—

FY 2022-23 Total Funding Adjustments

	Total Funding Adjustments
Sources	—
Requirements	
Gross Appropriations	214,782
Intrafund Transfers	—
Net County Cost	214,782
Positions	—

County Executive Office/Clerk of the Board (1200D)

All Funds FY 2022-23 Budget Unit Summary

	Actual 2019-20	Actual 2020-21	Adopted 2021-22	Revised 2022-23	Recomm 2022-23	Change 2022-23
Sources						
Taxes	1,903,842	2,422,236	18,218,875	17,919,273	17,781,199	(138,074)
Use of Money and Property	20,851	33,110	25,000	25,000	25,000	—
Intergovernmental Revenues	827,687	1,720,883	2,123,028	2,123,028	2,298,028	175,000
Charges for Services	271,812	265,906	106,250	106,250	106,250	—
Interfund Revenue	474,603	237,628	671,641	713,366	812,756	99,390
Miscellaneous Revenue	205,358	127,370	258,537	319,208	636,241	317,033
Total Revenue	3,704,153	4,807,134	21,403,331	21,206,125	21,659,474	453,349
Fund Balance	4,521,222	3,920,702	3,302,646	3,302,646	3,826,805	524,159
Total Sources	8,225,375	8,727,836	24,705,977	24,508,771	25,486,279	977,508
Requirements						
Salaries and Benefits	12,440,140	13,669,100	14,037,489	13,762,520	14,746,398	983,878
Services and Supplies	7,722,729	7,607,001	24,420,176	23,994,379	25,465,531	1,471,152
Other Charges	1,556,123	1,420,298	1,796,494	1,819,229	1,668,644	(150,585)
Reclassification of Expenses	—	—	(76,383)	(76,383)	—	76,383
Fixed Assets	1,754	—	—	—	—	—
Other Financing Uses	33,928	36,079	244,202	245,458	233,312	(12,146)
Gross Appropriations	21,754,675	22,732,477	40,421,978	39,745,203	42,113,885	2,368,682
Intrafund Transfers	(4,881,046)	(2,917,351)	(4,102,471)	(3,732,499)	(3,443,488)	289,011
Net Appropriations	16,873,629	19,815,125	36,319,507	36,012,704	38,670,397	2,657,693
Contingencies/Dept Reserves	3,506,619	3,721,081	3,302,646	3,302,646	3,826,805	524,159
Non-General Fund Reserves	—	—	—	—	—	—
Total Requirements	20,380,248	23,536,206	39,622,153	39,315,350	42,497,202	3,181,852
Net County Cost	12,154,873	14,808,371	14,916,176	14,806,579	17,010,923	2,204,344
Salary Resolution	72.0	70.0	62.0	62.0	63.0	1.0
Funded FTE	72.0	70.0	61.9	61.9	62.9	1.0

County Manager/Clerk of the Board (1200B)

All Funds FY 2022-23 Budget Unit Summary

	Actual 2019-20	Actual 2020-21	Adopted 2021-22	Revised 2022-23	Recomm 2022-23	Change 2022-23
Sources						
Taxes	1,903,842	2,422,236	18,218,875	17,919,273	17,781,199	(138,074)
Intergovernmental Revenues	827,687	1,720,883	2,123,028	2,123,028	2,298,028	175,000
Charges for Services	209,575	201,343	55,250	55,250	55,250	—
Interfund Revenue	2,115	—	20,900	20,900	120,290	99,390
Miscellaneous Revenue	99,944	75,897	193,537	254,208	571,241	317,033
Total Revenue	3,043,163	4,420,359	20,611,590	20,372,659	20,826,008	453,349
Fund Balance	3,865,486	3,920,702	3,302,646	3,302,646	3,826,805	524,159
Total Sources	6,908,649	8,341,061	23,914,236	23,675,305	24,652,813	977,508
Requirements						
Salaries and Benefits	9,765,364	11,426,233	12,232,209	12,323,935	13,388,722	1,064,787
Services and Supplies	7,083,955	6,918,056	23,543,650	23,087,342	24,653,147	1,565,805
Other Charges	1,186,886	1,057,555	1,429,073	1,444,161	1,387,872	(56,289)
Reclassification of Expenses	—	—	(76,383)	(76,383)	—	76,383
Fixed Assets	1,754	—	—	—	—	—
Other Financing Uses	18,554	18,421	226,169	227,126	214,980	(12,146)
Gross Appropriations	18,056,514	19,420,264	37,354,718	37,006,181	39,644,721	2,638,540
Intrafund Transfers	(2,772,033)	(1,085,223)	(1,826,940)	(1,826,940)	(1,807,790)	19,150
Net Appropriations	15,284,481	18,335,041	35,527,778	35,179,241	37,836,931	2,657,690
Contingencies/Dept Reserves	3,506,619	3,721,081	3,302,646	3,302,646	3,826,805	524,159
Total Requirements	18,791,100	22,056,122	38,830,424	38,481,887	41,663,736	3,181,849
Net County Cost	11,882,452	13,715,062	14,916,188	14,806,582	17,010,923	2,204,341
Salary Resolution	50.0	51.0	53.0	53.0	54.0	1.0
Funded FTE	50.0	51.0	52.9	53.0	54.0	1.0

County Management (1210P)

Resource Allocation Summary

	Actual 2019-20	Actual 2020-21	Adopted 2021-22	Revised 2022-23	Recomm 2022-23	Change 2022-23
Total Sources	5,632,152	6,167,050	12,614,325	12,614,723	13,259,462	644,739
Total Requirements	13,319,411	16,517,880	22,912,190	22,790,573	25,514,441	2,723,868
Net County Cost	7,687,259	10,350,830	10,297,865	10,175,850	12,254,979	2,079,129
Salary Resolution	39.0	40.0	42.0	42.0	43.0	1.0
Funded FTE	39.0	40.0	41.9	42.0	43.0	1.0

1. Adjustments to Provide Current Level Services: Budget adjustments are made to reflect current costs for existing levels of service and performance in FY 2022-23, including: negotiated salary and benefit increases; merit increases and adjustments to retiree health contributions; increases in internal service charges; and elimination of one-time revenues and expenditures. As a one-time funding source, Fund Balance is removed from the Current Level Budget. Net funding adjustments in FY 2022-23 total \$4,866,879.

	CLB Funding Adjustments FY 2022-23
Sources	(11,861,315)
Requirements	
Gross Appropriations	(7,013,586)
Intrafund Transfers	19,150
Net County Cost	4,866,879
Positions	—

2. Equity Officer: In January 2022, the Board approved a revision to the Master Salary Resolution that added one Equity Officer to the County Manager's Office. This position will be responsible for the ongoing work around the delivery of county services and the evaluation of existing structures and issues through a lens of equity and inclusion.

	RLB Funding Adjustments FY 2022-23
Sources	—
Requirements	
Gross Appropriations	221,608
Intrafund Transfers	—
Net County Cost	221,608
Positions	1

3. Fund Balance Adjustment: This action re-appropriates Fund Balance from the prior year and includes adjustments to Year-End Fund Balance that are set aside in Reserves.

RLB Funding Adjustments FY 2022-23	
Sources	3,826,805
Requirements	
Gross Appropriations	—
Intrafund Transfers	—
Contingencies/Dept Reserves	524,159
Net County Cost	(3,302,646)
Positions	—

4. Chan Zuckerberg Initiative Grant: In March 2022, the county was awarded a grant from the Chan Zuckerberg Initiative for a full time fellow position in the Office of Racial and Social Justice. This position will support the development of a Community Equity Committee to inform and support the Chief Equity Office to develop the mission, vision, and functions of the Office of Racial and Social Justice, among other equity efforts including management of interdepartmental equity teams and efforts. The grant covers the period of February 2022 to February 2024.

RLB Funding Adjustments FY 2022-23	
Sources	175,000
Requirements	
Gross Appropriations	175,000
Intrafund Transfers	—
Net County Cost	—
Positions	—

5. FY 2022-23 Equity Initiatives: Additional funding is allocated to fund the following equity initiatives that include but are not limited to staff in-person and virtual foundational training, inclusion of a DEI module in LMS, disparity analysis on small business vendors and market analysis, additional staff speaker series, and peer resource groups.

RLB Funding Adjustments FY 2022-23	
Sources	—
Requirements	
Gross Appropriations	300,000
Intrafund Transfers	—
Net County Cost	300,000
Positions	—

6. Measure K Adjustment: This action accounts for a three percent cost of living adjustment increase for an Administrative Assistant position partially funded by Measure K.

RLB Funding Adjustments FY 2022-23	
Sources	15,251
Requirements	
Gross Appropriations	15,251
Intrafund Transfers	—
Net County Cost	—
Positions	—

7. Measure K Adjustment: This action accounts for a three percent cost of living increase for an Outreach Coordinator position fully funded by Measure K.

RLB Funding Adjustments FY 2022-23	
Sources	6,712
Requirements	
Gross Appropriations	—
Intrafund Transfers	—
Net County Cost	(6,712)
Positions	—

8. Measure K Rollover for the Middlefield Road Streetscape Project: This action rolls over the Measure K revenue and expenditure for the Middlefield Road Streetscape Project being managed out of the County Executive's Office.

RLB Funding Adjustments FY 2022-23	
Sources	7,400,000
Requirements	
Gross Appropriations	7,400,000
Intrafund Transfers	—
Net County Cost	—
Positions	—

9. Measure K Rollover for the Community Legal Aid Services Project: This action rolls over the Measure K revenue and expenditure for the Community Legal Aid Services that is being managed out of the County Executive's Office.

RLB Funding Adjustments FY 2022-23	
Sources	1,082,286
Requirements	
Gross Appropriations	1,082,286
Intrafund Transfers	—
Net County Cost	—
Positions	—

FY 2022-23 Total Funding Adjustments

Total Funding Adjustments	
Sources	644,739
Requirements	
Gross Appropriations	2,180,559
Intrafund Transfers	19,150
Contingencies/Dept Reserves	524,159
Net County Cost	2,079,129
Positions	1

Clerk of the Board (1215P)

Resource Allocation Summary

	Actual 2019-20	Actual 2020-21	Adopted 2021-22	Revised 2022-23	Recomm 2022-23	Change 2022-23
Total Sources	135,792	219,348	180,000	180,000	180,000	—
Total Requirements	683,904	864,566	1,354,189	1,355,726	1,464,672	108,946
Net County Cost	548,112	645,218	1,174,189	1,175,726	1,284,672	108,946
Salary Resolution	3.0	4.0	4.0	4.0	4.0	—
Funded FTE	3.0	4.0	4.0	4.0	4.0	—

10. Adjustments to Provide Current Level Services: Budget adjustments are made to reflect current costs for existing levels of service and performance in FY 2022-23, including: negotiated salary and benefit increases; merit increases and adjustments to retiree health contributions; increases in internal service charges; and elimination of one-time revenues and expenditures. Net funding adjustments in FY 2022-23 total \$108,946.

	CLB Funding Adjustments FY 2022-23
Sources	—
Requirements	
Gross Appropriations	108,946
Intrafund Transfers	—
Net County Cost	108,946
Positions	—

11. Boards and Commissions Support: This action allocates funding for supporting Boards and Commissions to include in person and video training for commissioners as well as administrative support to the new Farmworker Advisory Commission that will be established in FY 2022-23.

	RLB Funding Adjustments FY 2022-23
Sources	—
Requirements	
Gross Appropriations	100,000
Intrafund Transfers	(100,000)
Net County Cost	—
Positions	—

FY 2022-23 Total Funding Adjustments

		Total Funding Adjustments
Sources		—
Requirements		
Gross Appropriations		208,946
Intrafund Transfers		(100,000)
Net County Cost		108,946
Positions		—

Special Projects and Grants (1217P)

Resource Allocation Summary

	Actual 2019-20	Actual 2020-21	Adopted 2021-22	Revised 2022-23	Recomm 2022-23	Change 2022-23
Total Sources	1,099,072	1,904,662	10,819,911	10,880,582	10,546,928	(333,654)
Total Requirements	2,622,840	2,265,957	11,650,260	11,710,931	11,377,419	(333,512)
Net County Cost	1,523,769	361,295	830,349	830,349	830,491	142

12. Adjustments to Provide Current Level Services: Budget adjustments are made to reflect current costs for existing levels of service and performance in FY 2022-23, including: negotiated salary and benefit increases; merit increases and adjustments to retiree health contributions; increases in internal service charges; and elimination of one-time revenues and expenditures. Net funding adjustments in FY 2022-23 total \$142.

	CLB Funding Adjustments FY 2022-23
Sources	—
Requirements	
Gross Appropriations	142
Intrafund Transfers	—
Net County Cost	142
Positions	—

13. Measure K Adjustment: Reallocating Measure K Home for All funds from the County Executive's Office to the Office of Sustainability as OOS provides staff and administrative support for this initiative.

	RLB Funding Adjustments FY 2022-23
Sources	(344,793)
Requirements	
Gross Appropriations	(344,793)
Intrafund Transfers	—
Net County Cost	—
Positions	—

14. Measure K Adjustment: This action accounts for a three percent cost of living adjustment increase for an agreement with the non-profit Live In Peace to support the Students With Amazing Goals Program.

RLB Funding Adjustments FY 2022-23	
Sources	11,139
Requirements	
Gross Appropriations	11,139
Intrafund Transfers	—
Net County Cost	—
Positions	—

FY 2022-23 Total Funding Adjustments

Total Funding Adjustments	
Sources	(333,654)
Requirements	
Gross Appropriations	(333,512)
Intrafund Transfers	—
Net County Cost	142
Positions	—

Project Development Unit (1230P)

Resource Allocation Summary

	Actual 2019-20	Actual 2020-21	Adopted 2021-22	Revised 2022-23	Recomm 2022-23	Change 2022-23
Total Sources	41,633	50,000	300,000	—	666,423	666,423
Total Requirements	2,164,945	2,407,719	2,913,785	2,624,657	3,307,204	682,547
Net County Cost	2,123,312	2,357,719	2,613,785	2,624,657	2,640,781	16,124
Salary Resolution	8.0	7.0	7.0	7.0	7.0	—
Funded FTE	8.0	7.0	7.0	7.0	7.0	—

15. Adjustments to Provide Current Level Services: Budget adjustments are made to reflect current costs for existing levels of service and performance in FY 2022-23, including: negotiated salary and benefit increases; merit increases and adjustments to retiree health contributions; increases in internal service charges; and elimination of one-time revenues and expenditures. Net funding adjustments in FY 2022-23 total \$16,124.

	CLB Funding Adjustments FY 2022-23
Sources	416,423
Requirements	
Gross Appropriations	332,547
Intrafund Transfers	100,000
Net County Cost	16,124
Positions	—

16. Measure K Rollover for Veterans Memorial: Estimated Measure K balance is rolled forward to cover costs associated with the Veterans Memorial Project. The estimate will be adjusted during September Revisions once the actual rollover amount is available.

	RLB Funding Adjustments FY 2022-23
Sources	250,000
Requirements	
Gross Appropriations	250,000
Intrafund Transfers	—
Net County Cost	—
Positions	—

FY 2022-23 Total Funding Adjustments

	Total Funding Adjustments
Sources	666,423
Requirements	
Gross Appropriations	582,547
Intrafund Transfers	100,000
Net County Cost	16,124
Positions	—

CEO Revenue Services (1270B)

All Funds FY 2022-23 Budget Unit Summary

	Actual 2019-20	Actual 2020-21	Adopted 2021-22	Revised 2022-23	Recomm 2022-23	Change 2022-23
Sources						
Use of Money and Property	20,851	33,110	25,000	25,000	25,000	—
Charges for Services	62,236	64,563	51,000	51,000	51,000	—
Interfund Revenue	472,488	237,628	650,741	692,466	692,466	—
Miscellaneous Revenue	105,414	51,474	65,000	65,000	65,000	—
Total Revenue	660,990	386,775	791,741	833,466	833,466	—
Fund Balance	655,736	—	—	—	—	—
Total Sources	1,316,726	386,775	791,741	833,466	833,466	—
Requirements						
Salaries and Benefits	2,674,776	2,242,867	1,805,280	1,438,585	1,357,676	(80,909)
Services and Supplies	638,774	688,945	876,526	907,037	812,384	(94,653)
Other Charges	369,237	362,743	367,421	375,068	280,772	(94,296)
Other Financing Uses	15,374	17,658	18,033	18,332	18,332	—
Gross Appropriations	3,698,160	3,312,213	3,067,260	2,739,022	2,469,164	(269,858)
Intrafund Transfers	(2,109,013)	(1,832,129)	(2,275,531)	(1,905,559)	(1,635,698)	269,861
Net Appropriations	1,589,147	1,480,084	791,729	833,463	833,466	3
Contingencies/Dept Reserves	—	—	—	—	—	—
Non-General Fund Reserves	—	—	—	—	—	—
Total Requirements	1,589,147	1,480,084	791,729	833,463	833,466	3
Net County Cost	272,421	1,093,309	(12)	(3)	—	3
Salary Resolution	22.0	19.0	9.0	9.0	9.0	—
Funded FTE	22.0	19.0	9.0	8.9	8.9	—

CEO Revenue Services (1270P)

Resource Allocation Summary

	Actual 2019-20	Actual 2020-21	Adopted 2021-22	Revised 2022-23	Recomm 2022-23	Change 2022-23
Total Sources	1,316,726	386,775	791,741	833,466	833,466	—
Total Requirements	1,589,147	1,480,084	791,729	833,463	833,466	3
Net County Cost	272,421	1,093,309	(12)	(3)	—	3
Salary Resolution	22.0	19.0	9.0	9.0	9.0	—
Funded FTE	22.0	19.0	9.0	8.9	8.9	—

1. Adjustments to Provide Current Level Services: Budget adjustments are made to reflect current costs for existing levels of service and performance in FY 2022-23, including: negotiated salary and benefit increases; merit increases and adjustments to retiree health contributions; increases in internal service charges; and elimination of one-time revenues and expenditures. Net funding adjustments in FY 2022-23 total \$3.

	CLB Funding Adjustments FY 2022-23
Sources	—
Requirements	
Gross Appropriations	(269,858)
Intrafund Transfers	269,861
Net County Cost	3
Positions	—

FY 2022-23 Total Funding Adjustments

	Total Funding Adjustments
Sources	—
Requirements	
Gross Appropriations	(269,858)
Intrafund Transfers	269,861
Net County Cost	3
Positions	—

Assessor-County Clerk-Recorder (1300B)

All Funds FY 2022-23 Budget Unit Summary

	Actual 2019-20	Actual 2020-21	Adopted 2021-22	Revised 2022-23	Recomm 2022-23	Change 2022-23
Sources						
Intergovernmental Revenues	110,592	681,758	20,000	20,000	20,000	—
Charges for Services	12,662,005	18,216,981	12,442,828	17,305,778	16,941,712	(364,066)
Interfund Revenue	529,853	1,834	4,672,099	2,160,409	2,160,409	—
Miscellaneous Revenue	32,220	723,642	11,500	22,000	22,000	—
Total Revenue	13,334,671	19,624,215	17,146,427	19,508,187	19,144,121	(364,066)
Fund Balance	3,643,744	3,362,107	2,261,217	1,431,006	2,417,594	986,588
Total Sources	16,978,415	22,986,322	19,407,644	20,939,193	21,561,715	622,522
Requirements						
Salaries and Benefits	24,557,297	27,986,026	29,120,348	29,237,427	29,383,796	146,369
Services and Supplies	10,210,847	10,103,267	17,437,435	8,561,761	9,893,889	1,332,128
Other Charges	2,406,413	2,436,790	2,819,129	2,429,796	2,350,401	(79,395)
Fixed Assets	2,456,946	2,918,026	12,501,042	1,556,064	1,556,064	—
Other Financing Uses	511,199	574,153	577,085	577,085	577,085	—
Gross Appropriations	40,142,703	44,018,262	62,455,039	42,362,133	43,761,235	1,399,102
Intrafund Transfers	(10,381,001)	(6,989,499)	(27,323,069)	(5,262,941)	(6,223,074)	(960,133)
Net Appropriations	29,761,702	37,028,763	35,131,970	37,099,192	37,538,161	438,969
Contingencies/Dept Reserves	1,431,006	1,431,006	1,431,006	1,431,006	1,431,006	—
Total Requirements	31,192,708	38,459,769	36,562,976	38,530,198	38,969,167	438,969
Net County Cost	14,214,294	15,473,447	17,155,332	17,591,005	17,407,452	(183,553)
Salary Resolution	155.0	155.0	156.0	156.0	156.0	—
Funded FTE	155.0	155.0	156.0	156.0	156.0	—

Appraisal Services (1310P)

Resource Allocation Summary

	Actual 2019-20	Actual 2020-21	Adopted 2021-22	Revised 2022-23	Recomm 2022-23	Change 2022-23
Total Sources	9,841,314	10,560,988	9,797,383	9,269,006	10,255,594	986,588
Total Requirements	18,111,211	22,555,675	21,701,214	21,964,153	22,219,061	254,908
Net County Cost	8,269,897	11,994,687	11,903,831	12,695,147	11,963,467	(731,680)
Salary Resolution	107.0	107.0	107.0	107.0	107.0	—
Funded FTE	107.0	107.0	107.0	107.0	107.0	—

1. Adjustments to Provide Current Level Services: Budget adjustments are made to reflect current costs for existing levels of service and performance in FY 2022-23, including: negotiated salary and benefit increases; merit increases and adjustments to retiree health contributions; and increases in internal service charges. As a one-time funding source, Fund Balance is removed from the Current Level Budget. Net funding adjustments in FY 2022-23 total \$1,412,213.

	CLB Funding Adjustments FY 2022-23
Sources	(1,431,006)
Requirements	
Gross Appropriations	(18,793)
Intrafund Transfers	—
Net County Cost	1,412,213
Positions	—

2. Fund Balance Adjustment: This action re-appropriates Fund Balance from the prior year and includes adjustments to Year-End Fund Balance.

	RLB Funding Adjustments FY 2022-23
Sources	2,417,594
Requirements	
Gross Appropriations	273,701
Intrafund Transfers	—
Net County Cost	(2,143,893)
Positions	—

FY 2022-23 Total Funding Adjustments

	Total Funding Adjustments
Sources	986,588
Requirements	
Gross Appropriations	254,908
Intrafund Transfers	—
Net County Cost	(731,680)
Positions	—

Administration and Support (1320P)

Resource Allocation Summary

	Actual 2019-20	Actual 2020-21	Adopted 2021-22	Revised 2022-23	Recomm 2022-23	Change 2022-23
Total Sources	5,200	1,834	1,834	—	—	—
Total Requirements	2,138,749	2,215,183	2,328,386	2,334,995	2,440,108	105,113
Net County Cost	2,133,549	2,213,349	2,326,552	2,334,995	2,440,108	105,113
Salary Resolution	9.0	9.0	10.0	10.0	10.0	—
Funded FTE	9.0	9.0	10.0	10.0	10.0	—

3. Adjustments to Provide Current Level Services: Budget adjustments are made to reflect current costs for existing levels of service and performance in FY 2022-23, including: negotiated salary and benefit increases; merit increases and adjustments to retiree health contributions; and increases in internal service charges. Net funding adjustments in FY 2022-23 total \$105,113.

	CLB Funding Adjustments FY 2022-23
Sources	—
Requirements	
Gross Appropriations	105,113
Intrafund Transfers	—
Net County Cost	105,113
Positions	—

FY 2022-23 Total Funding Adjustments

	Total Funding Adjustments
Sources	—
Requirements	
Gross Appropriations	105,113
Intrafund Transfers	—
Net County Cost	105,113
Positions	—

Elections (1330P)

Resource Allocation Summary

	Actual 2019-20	Actual 2020-21	Adopted 2021-22	Revised 2022-23	Recomm 2022-23	Change 2022-23
Total Sources	3,137,835	6,747,599	1,100,828	5,524,278	5,160,212	(364,066)
Total Requirements	7,342,020	9,538,509	5,645,637	10,266,389	10,369,763	103,374
Net County Cost	4,204,186	2,790,910	4,544,809	4,742,111	5,209,551	467,440
Salary Resolution	19.0	19.0	19.0	19.0	19.0	—
Funded FTE	19.0	19.0	19.0	19.0	19.0	—

4. Adjustments to Provide Current Level Services: Budget adjustments are made to reflect current costs for existing levels of service and performance in FY 2022-23, including: negotiated salary and benefit increases; merit increases and adjustments to retiree health contributions; net decreases in internal service charges; elimination of one-time expenditures; and increases in Election Services expenditures for the General Election on November 8, 2022. Net funding adjustments in FY 2022-23 total (\$245,447).

	CLB Funding Adjustments FY 2022-23
Sources	(364,066)
Requirements	
Gross Appropriations	350,620
Intrafund Transfers	(960,133)
Net County Cost	(245,447)
Positions	—

5. Fund Balance Adjustment: This action appropriates unspent funds from the September 2021 Recall Election. The funding source for this appropriation is included in the Appraisal Services (1310P) Fund Balance Adjustment amount.

	RLB Funding Adjustments FY 2022-23
Sources	—
Requirements	
Gross Appropriations	712,887
Intrafund Transfers	—
Net County Cost	712,887
Positions	—

FY 2022-23 Total Funding Adjustments

	Total Funding Adjustments
Sources	(364,066)
Requirements	
Gross Appropriations	1,063,507
Intrafund Transfers	(960,133)
Net County Cost	467,440
Positions	—

County Clerk-Recorder (1340P)

Resource Allocation Summary

	Actual 2019-20	Actual 2020-21	Adopted 2021-22	Revised 2022-23	Recomm 2022-23	Change 2022-23
Total Sources	3,994,066	5,675,901	8,507,599	6,145,909	6,145,909	—
Total Requirements	3,600,728	4,150,402	6,887,739	3,964,661	3,940,235	(24,426)
Net County Cost	(393,338)	(1,525,499)	(1,619,860)	(2,181,248)	(2,205,674)	(24,426)
Salary Resolution	20.0	20.0	20.0	20.0	20.0	—
Funded FTE	20.0	20.0	20.0	20.0	20.0	—

6. Adjustments to Provide Current Level Services: Budget adjustments are made to reflect current costs for existing levels of service and performance in FY 2022-23, including: negotiated salary and benefit increases; merit increases and adjustments to retiree health contributions; and net decreases in internal service charges. Net funding adjustments in FY 2022-23 total (\$24,426).

	CLB Funding Adjustments FY 2022-23
Sources	—
Requirements	
Gross Appropriations	(24,426)
Intrafund Transfers	—
Net County Cost	(24,426)
Positions	—

FY 2022-23 Total Funding Adjustments

	Total Funding Adjustments
Sources	—
Requirements	
Gross Appropriations	(24,426)
Intrafund Transfers	—
Net County Cost	(24,426)
Positions	—

Controller's Office (1400B)

All Funds FY 2022-23 Budget Unit Summary

	Actual 2019-20	Actual 2020-21	Adopted 2021-22	Revised 2022-23	Recomm 2022-23	Change 2022-23
Sources						
Use of Money and Property	—	65	—	—	—	—
Intergovernmental Revenues	169,688	253,564	618,978	619,197	504,080	(115,117)
Charges for Services	2,186,501	2,630,711	2,200,673	2,326,541	2,171,447	(155,094)
Interfund Revenue	111,929	49,288	13,310	13,938	9,368	(4,570)
Miscellaneous Revenue	55,176	82,207	44,000	44,000	64,000	20,000
Total Revenue	2,523,294	3,015,836	2,876,961	3,003,676	2,748,895	(254,781)
Fund Balance	2,106,899	2,340,287	2,891,926	1,796,844	2,329,357	532,513
Total Sources	4,630,193	5,356,123	5,768,887	4,800,520	5,078,252	277,732
Requirements						
Salaries and Benefits	8,952,036	9,400,609	11,363,013	11,107,666	10,719,452	(388,214)
Services and Supplies	2,701,164	2,593,634	3,915,741	3,056,680	4,091,477	1,034,797
Other Charges	1,701,185	1,832,675	2,488,572	2,014,542	2,581,547	567,005
Reclassification of Expenses	—	—	—	—	—	—
Other Financing Uses	173,669	199,536	203,796	206,250	203,447	(2,803)
Gross Appropriations	13,528,054	14,026,454	17,971,122	16,385,138	17,595,923	1,210,785
Intrafund Transfers	(735,589)	(531,086)	(2,008,949)	(1,037,828)	(2,046,267)	(1,008,439)
Net Appropriations	12,792,466	13,495,368	15,962,173	15,347,310	15,549,656	202,346
Contingencies/Dept Reserves	1,347,886	1,373,076	1,796,844	1,526,209	1,835,182	308,973
Total Requirements	14,140,352	14,868,444	17,759,017	16,873,519	17,384,838	511,319
Net County Cost	9,510,159	9,512,321	11,990,130	12,072,999	12,306,586	233,587
Salary Resolution	51.0	51.0	53.0	53.0	53.0	—
Funded FTE	51.0	51.0	53.0	53.0	53.0	—

Administration (1411P)

Resource Allocation Summary

	Actual 2019-20	Actual 2020-21	Adopted 2021-22	Revised 2022-23	Recomm 2022-23	Change 2022-23
Total Sources	1,968,149	2,143,484	2,892,829	1,797,747	2,330,651	532,904
Total Requirements	3,644,270	3,827,497	3,878,857	3,328,215	4,322,410	994,195
Net County Cost	1,676,120	1,684,013	986,028	1,530,468	1,991,759	461,291
Salary Resolution	6.0	6.0	5.0	7.0	7.0	—
Funded FTE	6.0	6.0	5.0	7.0	7.0	—

1. Adjustments to Provide Current Level Services: Budget adjustments are made to reflect current costs for existing levels of service and performance in FY 2022-23 including: negotiated salary and benefit increases; merit increases and adjustments to retiree health contributions; and a net decrease in internal service charges. As a one-time funding source, Fund Balance is removed from the Current Level Budget. Net funding adjustments in FY 2022-23 total \$2,490,814.

	CLB Funding Adjustments FY 2022-23
Sources	(1,796,453)
Requirements	
Gross Appropriations	694,361
Intrafund Transfers	—
Net County Cost	2,490,814
Positions	—

2. Controller Division Manager: This action deletes a Financial Services Manager II and adds a Controller Division Manager in order to better align with the position's responsibilities.

	RLB Funding Adjustments FY 2022-23
Sources	—
Requirements	
Gross Appropriations	(13,639)
Intrafund Transfers	—
Net County Cost	(13,639)
Positions	—

3. Salary and Benefits Savings: This action accounts for projected salary and benefits savings based on historical levels of vacancies in the fiscal year.

RLB Funding Adjustments FY 2022-23	
Sources	—
Requirements	
Gross Appropriations	(150,000)
Intrafund Transfers	—
Net County Cost	(150,000)
Positions	—

4. Fund Balance Adjustment: This action re-appropriates Fund Balance from the prior year, allocates appropriations for overtime hours and other professional contract services, and includes adjustments to Year-End Fund Balance.

RLB Funding Adjustments FY 2022-23	
Sources	2,329,357
Requirements	
Gross Appropriations	154,500
Intrafund Transfers	—
Contingencies/Dept Reserves	308,973
Net County Cost	(1,865,884)
Positions	—

FY 2022-23 Total Funding Adjustments

Total Funding Adjustments	
Sources	532,904
Requirements	
Gross Appropriations	685,222
Intrafund Transfers	—
Contingencies/Dept Reserves	308,973
Net County Cost	461,291
Positions	—

Internal Audit (1421P)

Resource Allocation Summary

	Actual 2019-20	Actual 2020-21	Adopted 2021-22	Revised 2022-23	Recomm 2022-23	Change 2022-23
Total Sources	7,512	—	—	—	—	—
Total Requirements	1,217,722	1,148,627	2,073,212	2,076,963	1,761,550	(315,413)
Net County Cost	1,210,210	1,148,627	2,073,212	2,076,963	1,761,550	(315,413)
Salary Resolution	8.0	8.0	9.0	8.0	8.0	—
Funded FTE	8.0	8.0	9.0	8.0	8.0	—

5. Adjustments to Provide Current Level Services: Budget adjustments are made to reflect current costs for existing levels of service and performance in FY 2022-23: negotiated salary and benefit increases, including merit increases and adjustments to retiree health contributions; and increases in internal service charges. Net funding adjustments in FY 2022-23 total \$287,180.

	CLB Funding Adjustments FY 2022-23
Sources	—
Requirements	
Gross Appropriations	(287,180)
Intrafund Transfers	—
Net County Cost	(287,180)
Positions	—

6. Senior Internal Auditor: This action reduces expenses due to a vacant position.

	RLB Funding Adjustments FY 2022-23
Sources	—
Requirements	
Gross Appropriations	(139,024)
Intrafund Transfers	—
Net County Cost	(139,024)
Positions	—

7. Fund Balance Adjustment : This action appropriates Fund Balance for an extra help Intern/Fellow III, additional overtime hours, and for additional Software License and Maintenance Costs.

RLB Funding Adjustments FY 2022-23	
Sources	—
Requirements	
Gross Appropriations	110,791
Intrafund Transfers	—
Net County Cost	110,791
Positions	—

FY 2022-23 Total Funding Adjustments

Total Funding Adjustments	
Sources	—
Requirements	
Gross Appropriations	(315,413)
Intrafund Transfers	—
Net County Cost	(315,413)
Positions	—

Payroll Services (1431P)

Resource Allocation Summary

	Actual 2019-20	Actual 2020-21	Adopted 2021-22	Revised 2022-23	Recomm 2022-23	Change 2022-23
Total Sources	172,998	241,461	31,855	32,766	32,766	—
Total Requirements	3,737,531	4,098,657	4,350,636	4,363,019	4,580,522	217,503
Net County Cost	3,564,533	3,857,196	4,318,781	4,330,253	4,547,756	217,503
Salary Resolution	8.0	8.0	8.0	8.0	8.0	—
Funded FTE	8.0	8.0	8.0	8.0	8.0	—

8. Adjustments to Provide Current Level Services: Budget adjustments are made to reflect current costs for existing levels of service and performance in FY 2022-23 including: negotiated salary and benefit increases; merit increases and adjustments to retiree health contributions; and increases in internal service charges. Net funding adjustments in FY 2022-23 total \$200,902.

	CLB Funding Adjustments FY 2022-23
Sources	—
Requirements	
Gross Appropriations	200,902
Intrafund Transfers	—
Net County Cost	200,902
Positions	—

9. Fund Balance Adjustment: This action appropriates Fund Balance for extra help hours for an extra help Departmental Systems Analyst to return after retirement to provide transitional training for replacement.

	RLB Funding Adjustments FY 2022-23
Sources	—
Requirements	
Gross Appropriations	16,601
Intrafund Transfers	—
Net County Cost	16,601
Positions	—

FY 2022-23 Total Funding Adjustments

		Total Funding Adjustments
Sources		—
Requirements		
Gross Appropriations		217,503
Intrafund Transfers		—
Net County Cost		217,503
Positions		—

Controller Information Systems (1432P)

Resource Allocation Summary

	Actual 2019-20	Actual 2020-21	Adopted 2021-22	Revised 2022-23	Recomm 2022-23	Change 2022-23
Total Sources	87,772	48,006	12,407	13,035	28,074	15,039
Total Requirements	1,189,796	1,222,018	1,554,093	1,545,127	1,275,345	(269,782)
Net County Cost	1,102,024	1,174,011	1,541,686	1,532,092	1,247,271	(284,821)
Salary Resolution	6.0	6.0	7.0	6.0	6.0	—
Funded FTE	6.0	6.0	7.0	6.0	6.0	—

10. Adjustments to Provide Current Level Services: Budget adjustments are made to reflect current costs for existing levels of service and performance in FY 2022-23 including: negotiated salary and benefit increases; merit increases and adjustments to retiree health contributions; and increases in internal service charges. Net funding adjustments in FY 2022-23 total \$284,821.

	CLB Funding Adjustments FY 2022-23
Sources	15,039
Requirements	
Gross Appropriations	(336,819)
Intrafund Transfers	67,037
Net County Cost	(284,821)
Positions	—

11. OFAS Module Upgrade: This action appropriates funds for the OFAS Module Upgrade Project to switch from batch processing to individual batch processing in order to take advantage of automated invoice processing.

	RLB Funding Adjustments FY 2022-23
Sources	—
Requirements	
Gross Appropriations	1,000,000
Intrafund Transfers	(1,000,000)
Net County Cost	—
Positions	—

FY 2022-23 Total Funding Adjustments

	Total Funding Adjustments
Sources	15,039
Requirements	
Gross Appropriations	663,181
Intrafund Transfers	(932,963)
Net County Cost	(284,821)
Positions	—

General Accounting (1441P)

Resource Allocation Summary

	Actual 2019-20	Actual 2020-21	Adopted 2021-22	Revised 2022-23	Recomm 2022-23	Change 2022-23
Total Sources	113,953	142,030	116,208	123,374	123,280	(94)
Total Requirements	1,636,669	1,705,510	1,863,459	1,880,606	1,872,209	(8,397)
Net County Cost	1,522,716	1,563,481	1,747,251	1,757,232	1,748,929	(8,303)
Salary Resolution	12.0	11.0	11.0	11.0	11.0	—
Funded FTE	12.0	11.0	11.0	11.0	11.0	—

12. Adjustments to Provide Current Level Services: Budget adjustments are made to reflect current costs for existing levels of service and performance in FY 2022-23 including: negotiated salary and benefit increases; merit increases and adjustments to retiree health contributions; and increases in internal service charges. Net funding adjustments in FY 2022-23 total \$8,303.

	CLB Funding Adjustments FY 2022-23
Sources	(94)
Requirements	
Gross Appropriations	(8,397)
Intrafund Transfers	—
Net County Cost	(8,303)
Positions	—

FY 2022-23 Total Funding Adjustments

	Total Funding Adjustments
Sources	(94)
Requirements	
Gross Appropriations	(8,397)
Intrafund Transfers	—
Net County Cost	(8,303)
Positions	—

Property Tax/Special Accounting (1461P)

Resource Allocation Summary

	Actual 2019-20	Actual 2020-21	Adopted 2021-22	Revised 2022-23	Recomm 2022-23	Change 2022-23
Total Sources	2,279,808	2,781,142	2,715,588	2,833,598	2,563,481	(270,117)
Total Requirements	2,714,364	2,866,135	4,038,760	3,679,589	3,572,802	(106,787)
Net County Cost	434,556	84,993	1,323,172	845,991	1,009,321	163,330
Salary Resolution	11.0	12.0	13.0	13.0	13.0	—
Funded FTE	11.0	12.0	13.0	13.0	13.0	—

13. Adjustments to Provide Current Level Services: Budget adjustments are made to reflect current costs for existing levels of service and performance in FY 2022-23 including: negotiated salary and benefit increases; merit increases and adjustments to retiree health contributions; and increases in internal service charges. Net funding adjustments in FY 2022-23 total \$454,487.

	CLB Funding Adjustments FY 2022-23
Sources	—
Requirements	
Gross Appropriations	(379,011)
Intrafund Transfers	(75,476)
Net County Cost	(454,487)
Positions	—

14. IT Manager : This action deletes one Property Tax Specialist and adds an IT Manager position to better align with the Property Tax Division System's programming needs.

	RLB Funding Adjustments FY 2022-23
Sources	—
Requirements	
Gross Appropriations	103,446
Intrafund Transfers	—
Net County Cost	103,446
Positions	—

15. IS Business Analyst III : This action deletes a Senior IT Analyst and adds an IS Business Analyst III position to better align with the Property Tax Division's needs.

RLB Funding Adjustments FY 2022-23	
Sources	—
Requirements	
Gross Appropriations	(7,185)
Intrafund Transfers	—
Net County Cost	(7,185)
Positions	—

16. Supplemental Tax Admin Fees: This action reduces Supplemental Tax Admin Fees in the Property Tax Division to account for current revenue trends from supplemental property taxes.

RLB Funding Adjustments FY 2022-23	
Sources	(155,000)
Requirements	
Gross Appropriations	—
Intrafund Transfers	—
Net County Cost	155,000
Positions	—

17. Countywide Oversight Board Revenue : This action reduces Countywide Oversight Board revenue as a result of reduced Countywide Oversight Board Activities.

RLB Funding Adjustments FY 2022-23	
Sources	(115,117)
Requirements	
Gross Appropriations	—
Intrafund Transfers	—
Net County Cost	115,117
Positions	—

18. Fund Balance Adjustment: This action appropriates Fund Balance for Software License and Maintenance Fees for additional disk space and test environments and for Other Professional Contract Services for project management services for Property Tax System upgrade.

RLB Funding Adjustments FY 2022-23	
Sources	—
Requirements	
Gross Appropriations	251,439
Intrafund Transfers	—
Net County Cost	251,439
Positions	—

FY 2022-23 Total Funding Adjustments

Total Funding Adjustments	
Sources	(270,117)
Requirements	
Gross Appropriations	(31,311)
Intrafund Transfers	(75,476)
Net County Cost	163,330
Positions	—

Treasurer - Tax Collector (1500B)

All Funds FY 2022-23 Budget Unit Summary

	Actual 2019-20	Actual 2020-21	Adopted 2021-22	Revised 2022-23	Recomm 2022-23	Change 2022-23
Sources						
Licenses, Permits and Franchises	1,545	1,268	1,550	1,550	1,550	—
Use of Money and Property	—	—	—	—	—	—
Charges for Services	5,065,149	5,955,075	7,581,184	7,951,784	7,951,784	—
Interfund Revenue	2,794,743	79,936	842,886	112,886	112,886	—
Miscellaneous Revenue	114,248	73,481	60,000	60,000	60,000	—
Total Revenue	7,975,684	6,109,760	8,485,620	8,126,220	8,126,220	—
Fund Balance	5,167,910	2,988,908	3,134,969	267,284	2,381,851	2,114,567
Total Sources	13,143,594	9,098,668	11,620,589	8,393,504	10,508,071	2,114,567
Requirements						
Salaries and Benefits	3,849,973	3,777,557	5,676,330	5,356,197	5,438,879	82,682
Services and Supplies	6,022,630	2,843,467	5,806,110	4,521,338	6,550,190	2,028,852
Other Charges	750,039	1,538,836	1,907,968	1,262,880	1,262,880	—
Reclassification of Expenses	—	—	—	—	—	—
Fixed Assets	—	—	40,000	—	—	—
Other Financing Uses	158,789	178,197	182,895	183,295	183,295	—
Gross Appropriations	10,781,430	8,338,058	13,613,303	11,323,710	13,435,244	2,111,534
Intrafund Transfers	(128,011)	(129,703)	(110,000)	(902,626)	(902,626)	—
Net Appropriations	10,653,419	8,208,354	13,503,303	10,421,084	12,532,618	2,111,534
Contingencies/Dept Reserves	267,284	267,284	267,284	267,284	267,284	—
Total Requirements	10,920,703	8,475,638	13,770,587	10,688,368	12,799,902	2,111,534
Net County Cost	(2,222,891)	(623,030)	2,149,998	2,294,864	2,291,831	(3,033)
Salary Resolution	34.0	34.0	34.0	34.0	34.0	—
Funded FTE	34.0	34.0	34.0	34.0	34.0	—

Tax Collector (1510P)

Resource Allocation Summary

	Actual 2019-20	Actual 2020-21	Adopted 2021-22	Revised 2022-23	Recomm 2022-23	Change 2022-23
Total Sources	6,924,945	3,945,686	3,966,686	2,013,644	2,214,655	201,011
Total Requirements	6,603,521	4,093,377	5,962,095	4,086,746	4,285,187	198,441
Net County Cost	(321,424)	147,690	1,995,409	2,073,102	2,070,532	(2,570)
Salary Resolution	15.0	15.0	15.0	15.0	15.0	—
Funded FTE	15.0	15.0	15.0	15.0	15.0	—

1. Adjustments to Provide Current Level Services: Budget adjustments are made to reflect current costs for existing levels of service and performance in FY 2022-23, including: negotiated salary and benefit increases; merit increases and adjustments to retiree health contributions; increases in internal service charges; and elimination of one-time revenues and expenditures. As a one-time funding source, Fund Balance is removed from the Current Level Budget. Net funding adjustments in FY 2022-23 total \$160,247.

	CLB Funding Adjustments FY 2022-23
Sources	(162,817)
Requirements	
Gross Appropriations	(2,570)
Intrafund Transfers	—
Net County Cost	160,247
Positions	—

2. Fund Balance Adjustment: This action re-appropriates Fund Balance from the prior year and includes adjustments to Year-End Fund Balance.

	RLB Funding Adjustments FY 2022-23
Sources	363,828
Requirements	
Gross Appropriations	201,011
Intrafund Transfers	—
Net County Cost	(162,817)
Positions	—

FY 2022-23 Total Funding Adjustments

	Total Funding Adjustments
Sources	201,011
Requirements	
Gross Appropriations	198,441
Intrafund Transfers	—
Net County Cost	(2,570)
Positions	—

Treasurer (1520P)

Resource Allocation Summary

	Actual 2019-20	Actual 2020-21	Adopted 2021-22	Revised 2022-23	Recomm 2022-23	Change 2022-23
Total Sources	6,218,649	5,152,981	7,653,903	6,379,860	8,293,416	1,913,556
Total Requirements	4,317,182	4,382,262	7,808,492	6,601,622	8,514,715	1,913,093
Net County Cost	(1,901,467)	(770,720)	154,589	221,762	221,299	(463)
Salary Resolution	19.0	19.0	19.0	19.0	19.0	—
Funded FTE	19.0	19.0	19.0	19.0	19.0	—

3. Adjustments to Provide Current Level Services: Budget adjustments are made to reflect current costs for existing levels of service and performance in FY 2022-23, including: negotiated salary and benefit increases; merit increases and adjustments to retiree health contributions; increases in internal service charges; and elimination of one-time revenues and expenditures. As a one-time funding source, Fund Balance is removed from the Current Level Budget. Net funding adjustments in FY 2022-23 total \$104,004.

	CLB Funding Adjustments FY 2022-23
Sources	(104,467)
Requirements	
Gross Appropriations	(463)
Intrafund Transfers	—
Net County Cost	104,004
Positions	—

4. Fund Balance Adjustment: This action re-appropriates Fund Balance from the prior year and includes adjustments to Year-End Fund Balance.

	RLB Funding Adjustments FY 2022-23
Sources	2,018,023
Requirements	
Gross Appropriations	1,913,556
Intrafund Transfers	—
Net County Cost	(104,467)
Positions	—

FY 2022-23 Total Funding Adjustments

	Total Funding Adjustments
Sources	1,913,556
Requirements	
Gross Appropriations	1,913,093
Intrafund Transfers	—
Net County Cost	(463)
Positions	—

Retirement Office (2000B)

All Funds FY 2022-23 Budget Unit Summary

	Actual 2019-20	Actual 2020-21	Adopted 2021-22	Revised 2022-23	Recomm 2022-23	Change 2022-23
Sources						
Miscellaneous Revenue	7,537,206	7,627,204	9,476,277	9,111,964	9,069,472	(42,492)
Other Financing Sources	—	—	114,968	114,968	—	(114,968)
Total Revenue	7,537,206	7,627,204	9,591,245	9,226,932	9,069,472	(157,460)
Total Sources	7,537,206	7,627,204	9,591,245	9,226,932	9,069,472	(157,460)
Requirements						
Salaries and Benefits	5,091,521	5,535,407	5,791,494	5,797,042	5,949,295	152,253
Services and Supplies	2,181,952	1,712,088	3,456,268	3,069,232	2,723,746	(345,486)
Other Charges	263,734	379,709	343,483	360,658	396,431	35,773
Fixed Assets	—	—	—	—	—	—
Gross Appropriations	7,537,206	7,627,204	9,591,245	9,226,932	9,069,472	(157,460)
Intrafund Transfers						
Net Appropriations	7,537,206	7,627,204	9,591,245	9,226,932	9,069,472	(157,460)
Total Requirements	7,537,206	7,627,204	9,591,245	9,226,932	9,069,472	(157,460)
Net County Cost	—	—	—	—	—	—
Salary Resolution	23.0	23.0	23.0	23.0	23.0	—
Funded FTE	23.0	23.0	23.0	23.0	23.0	—

Retirement Office (2000P)

Resource Allocation Summary

	Actual 2019-20	Actual 2020-21	Adopted 2021-22	Revised 2022-23	Recomm 2022-23	Change 2022-23
Total Sources	7,537,206	7,627,204	9,591,245	9,226,932	9,069,472	(157,460)
Total Requirements	7,537,206	7,627,204	9,591,245	9,226,932	9,069,472	(157,460)
Net County Cost	—	—	—	—	—	—
Salary Resolution	23.0	23.0	23.0	23.0	23.0	—
Funded FTE	23.0	23.0	23.0	23.0	23.0	—

1. Adjustments to Provide Current Level Services: Budget adjustments are made to reflect current costs for existing levels of service and performance in FY 2022-23 including: negotiated salary and benefit increases; merit increases and adjustments to retiree health contributions; increases in internal service charges; and elimination of one-time revenues and expenditures. There are no net funding adjustments in FY 2022-23.

	CLB Funding Adjustments FY 2022-23
Sources	(157,460)
Requirements	
Gross Appropriations	(157,460)
Intrafund Transfers	—
Net County Cost	—
Positions	—

FY 2022-23 Total Funding Adjustments

	Total Funding Adjustments
Sources	(157,460)
Requirements	
Gross Appropriations	(157,460)
Intrafund Transfers	—
Net County Cost	—
Positions	—

County Counsel's Office (1600B)

All Funds FY 2022-23 Budget Unit Summary

	Actual 2019-20	Actual 2020-21	Adopted 2021-22	Revised 2022-23	Recomm 2022-23	Change 2022-23
Sources						
Taxes	—	—	118,908	118,908	118,908	—
Charges for Services	5,189,294	5,150,336	5,071,018	5,071,018	5,071,018	—
Interfund Revenue	2,564	1,117	—	—	—	—
Miscellaneous Revenue	815,330	479,058	166,547	316,547	716,547	400,000
Other Financing Sources	17,630	8,575	—	—	—	—
Total Revenue	6,024,819	5,639,085	5,356,473	5,506,473	5,906,473	400,000
Fund Balance	4,491,448	6,198,469	6,617,538	6,967,780	6,359,347	(608,433)
Total Sources	10,516,267	11,837,554	11,974,011	12,474,253	12,265,820	(208,433)
Requirements						
Salaries and Benefits	12,883,025	13,806,616	14,451,486	14,579,764	15,060,372	480,608
Services and Supplies	881,067	1,051,938	981,117	952,779	1,344,140	391,361
Other Charges	657,456	730,123	733,909	746,204	1,035,241	289,037
Fixed Assets	—	—	—	—	—	—
Other Financing Uses	25,030	24,442	23,062	23,443	29,402	5,959
Gross Appropriations	14,446,578	15,613,120	16,189,574	16,302,190	17,469,155	1,166,965
Intrafund Transfers	(2,438,045)	(2,320,202)	(2,472,987)	(2,672,987)	(2,672,987)	—
Net Appropriations	12,008,533	13,292,919	13,716,587	13,629,203	14,796,168	1,166,965
Contingencies/Dept Reserves	6,001,394	6,742,366	6,359,639	7,019,881	6,217,478	(802,403)
Total Requirements	18,009,927	20,035,285	20,076,226	20,649,084	21,013,646	364,562
Net County Cost	7,493,661	8,197,730	8,102,215	8,174,831	8,747,826	572,995
Salary Resolution	49.0	49.0	49.0	49.0	49.0	—
Funded FTE	49.0	49.0	48.5	48.3	48.3	—

County Counsel's Office (1600P)

Resource Allocation Summary

	Actual 2019-20	Actual 2020-21	Adopted 2021-22	Revised 2022-23	Recomm 2022-23	Change 2022-23
Total Sources	10,516,267	11,837,554	11,974,011	12,474,253	12,265,820	(208,433)
Total Requirements	18,009,927	20,035,285	20,076,226	20,649,084	21,013,646	364,562
Net County Cost	7,493,661	8,197,730	8,102,215	8,174,831	8,747,826	572,995
Salary Resolution	49.0	49.0	49.0	49.0	49.0	—
Funded FTE	49.0	49.0	48.5	48.3	48.3	—

1. Adjustments to Provide Current Level Services: Budget adjustments are made to reflect current costs for existing levels of service and performance in FY 2022-23, including: negotiated salary and benefit increases; merit increases and adjustments to retiree health contributions; increases in internal service charges; and elimination of one-time revenues and expenditures. As a one-time funding source, Fund Balance is removed from the Current Level Budget. Net funding adjustments in FY 2022-23 total \$6,932,342

	CLB Funding Adjustments FY 2022-23
Sources	(6,567,780)
Requirements	
Gross Appropriations	1,166,965
Intrafund Transfers	—
Contingencies/Dept Reserves	(802,403)
Net County Cost	6,932,342
Positions	—

2. Fund Balance Adjustment: This action re-appropriates Fund Balance from the prior year and includes adjustments to Year-End Fund Balance.

	RLB Funding Adjustments FY 2022-23
Sources	6,359,347
Requirements	
Gross Appropriations	—
Intrafund Transfers	—
Net County Cost	(6,359,347)
Positions	—

FY 2022-23 Total Funding Adjustments

	Total Funding Adjustments
Sources	(208,433)
Requirements	
Gross Appropriations	1,166,965
Intrafund Transfers	—
Contingencies/Dept Reserves	(802,403)
Net County Cost	572,995
Positions	—

Human Resources Department (1700D)

All Funds FY 2022-23 Budget Unit Summary

	Actual 2019-20	Actual 2020-21	Adopted 2021-22	Revised 2022-23	Recomm 2022-23	Change 2022-23
Sources						
Taxes	276,401	182,172	424,360	424,360	437,091	12,731
Use of Money and Property	3,729	2,167	4,000	6,000	4,000	(2,000)
Charges for Services	305,158	330,632	348,231	363,258	363,258	—
Interfund Revenue	7,478,978	6,572,294	9,142,150	9,236,458	10,046,903	810,445
Miscellaneous Revenue	290,089	299,059	241,263	298,689	278,689	(20,000)
Other Financing Sources	—	—	—	—	—	—
Total Revenue	8,354,355	7,386,324	10,160,004	10,328,765	11,129,941	801,176
Fund Balance	1,499,508	2,083,845	1,926,018	541,557	1,820,122	1,278,565
Total Sources	9,853,863	9,470,169	12,086,022	10,870,322	12,950,063	2,079,741
Requirements						
Salaries and Benefits	14,111,889	14,350,083	16,504,682	16,703,769	18,193,075	1,489,306
Services and Supplies	1,999,863	1,699,270	3,641,292	3,100,937	3,679,108	578,171
Other Charges	1,591,034	1,721,102	1,888,772	1,928,243	1,857,510	(70,733)
Reclassification of Expenses	—	—	—	—	—	—
Fixed Assets	—	—	—	—	—	—
Other Financing Uses	73,580	80,791	1,136,022	311,873	1,132,661	820,788
Gross Appropriations	17,776,365	17,851,246	23,170,768	22,044,822	24,862,354	2,817,532
Intrafund Transfers	(1,119,962)	(1,274,825)	(1,820,474)	(1,716,910)	(1,716,910)	—
Net Appropriations	16,656,403	16,576,421	21,350,294	20,327,912	23,145,444	2,817,532
Contingencies/Dept Reserves	544,623	553,351	541,586	541,558	542,271	713
Total Requirements	17,201,026	17,129,772	21,891,880	20,869,470	23,687,715	2,818,245
Net County Cost	7,347,163	7,659,603	9,805,858	9,999,148	10,737,652	738,504
Salary Resolution	75.0	75.0	76.0	76.0	78.0	2.0
Funded FTE	75.0	75.0	76.0	75.9	77.9	2.0

Human Resources Department (1700B)

All Funds FY 2022-23 Budget Unit Summary

	Actual 2019-20	Actual 2020-21	Adopted 2021-22	Revised 2022-23	Recomm 2022-23	Change 2022-23
Sources						
Taxes	276,401	182,172	424,360	424,360	437,091	12,731
Charges for Services	297,588	319,838	334,575	349,575	349,575	—
Interfund Revenue	7,461,014	6,546,347	9,119,073	9,213,357	10,023,802	810,445
Miscellaneous Revenue	257,434	252,085	198,263	213,263	213,263	—
Other Financing Sources	—	—	—	—	—	—
Total Revenue	8,292,437	7,300,443	10,076,271	10,200,555	11,023,731	823,176
Fund Balance	1,382,560	1,875,036	1,783,798	501,508	1,767,473	1,265,965
Total Sources	9,674,997	9,175,479	11,860,069	10,702,063	12,791,204	2,089,141
Requirements						
Salaries and Benefits	12,601,491	12,701,453	14,756,379	14,952,712	16,316,398	1,363,686
Services and Supplies	1,749,877	1,460,079	3,025,724	2,518,974	3,177,672	658,698
Other Charges	1,427,418	1,454,333	1,583,364	1,618,150	1,565,243	(52,907)
Reclassification of Expenses	—	(23,000)	(23,000)	(23,000)	(23,000)	—
Fixed Assets	—	—	—	—	—	—
Other Financing Uses	62,238	72,665	1,127,641	303,353	1,124,741	821,388
Gross Appropriations	15,841,025	15,665,530	20,470,108	19,370,189	22,161,054	2,790,865
Intrafund Transfers	(916,590)	(1,006,791)	(1,148,975)	(1,044,768)	(1,044,768)	—
Net Appropriations	14,924,435	14,658,740	19,321,133	18,325,421	21,116,286	2,790,865
Contingencies/Dept Reserves	501,508	501,508	501,508	501,508	501,508	—
Total Requirements	15,425,943	15,160,248	19,822,641	18,826,929	21,617,794	2,790,865
Net County Cost	5,750,947	5,984,769	7,962,572	8,124,866	8,826,590	701,724
Salary Resolution	63.0	63.0	64.0	64.0	66.0	2.0
Funded FTE	63.0	63.0	64.0	63.9	65.9	2.0

HR Strategic Support and Partnerships (1710P)

Resource Allocation Summary

	Actual 2019-20	Actual 2020-21	Adopted 2021-22	Revised 2022-23	Recomm 2022-23	Change 2022-23
Total Sources	3,134,213	3,034,561	3,369,278	2,965,880	3,251,277	285,397
Total Requirements	4,482,042	4,241,633	5,609,281	5,229,361	5,870,349	640,988
Net County Cost	1,347,829	1,207,072	2,240,003	2,263,481	2,619,072	355,591
Salary Resolution	14.0	13.0	14.0	13.0	14.0	1.0
Funded FTE	14.0	13.0	14.0	13.0	14.0	1.0

1. Adjustments to Provide Current Level Services: Budget adjustments are made to reflect current costs for existing levels of service and performance in FY 2022-23, including: negotiated salary and benefit increases; merit increases and adjustments to retiree health contributions; adjustments to internal service charges; and elimination of one-time revenues and expenditures. As a one-time funding source, Fund Balance is removed from the Current Level Budget. Net funding adjustments in FY 2022-23 total \$618,639.

	CLB Funding Adjustments FY 2022-23
Sources	(431,536)
Requirements	
Gross Appropriations	187,103
Intrafund Transfers	—
Net County Cost	618,639
Positions	—

2. Fund Balance Adjustment: This action re-appropriates Fund Balance from the prior year and includes adjustments to Year-End Fund Balance.

	RLB Funding Adjustments FY 2022-23
Sources	716,933
Requirements	
Gross Appropriations	215,425
Intrafund Transfers	—
Net County Cost	(501,508)
Positions	—

3. Management Analyst: To better support and coordinate expanding equity work, one Management Analyst is added in FY 2022-23. This position will be responsible for coordinating equity work performed within the different divisions of Human Resources/Procurement, coordinate projects with the various equity core committees, and research and coordinate best practices with departments on their action plans related to hiring and retention.

RLB Funding Adjustments FY 2022-23	
Sources	—
Requirements	
Gross Appropriations	183,460
Intrafund Transfers	—
Net County Cost	183,460
Positions	1

4. Administrative Services Manager: To better align operational needs, one Financial Services Manager is converted to one Administrative Services Manager.

RLB Funding Adjustments FY 2022-23	
Sources	—
Requirements	
Gross Appropriations	—
Intrafund Transfers	—
Net County Cost	—
Positions	—

5. Live In Peace Hoover Fellows Program: Live In Peace (LIP) Hoover Fellows Program is a partnership between the County of San Mateo and Live In Peace (LIP), an East Palo Alto educational service non-profit. The program will provide internship opportunities for local students to participate in a cohort, working in different departments throughout the County.

RLB Funding Adjustments FY 2022-23	
Sources	—
Requirements	
Gross Appropriations	55,000
Intrafund Transfers	—
Net County Cost	55,000
Positions	—

FY 2022-23 Total Funding Adjustments

	Total Funding Adjustments
Sources	285,397
Requirements	
Gross Appropriations	640,988
Intrafund Transfers	—
Net County Cost	355,591
Positions	1

Employee Benefits & Wellness and HRIM (1720P)

Resource Allocation Summary

	Actual 2019-20	Actual 2020-21	Adopted 2021-22	Revised 2022-23	Recomm 2022-23	Change 2022-23
Total Sources	2,519,792	2,395,348	3,308,253	3,362,766	3,566,062	203,296
Total Requirements	3,487,677	3,524,576	4,294,167	4,457,878	4,645,003	187,125
Net County Cost	967,886	1,129,228	985,914	1,095,112	1,078,941	(16,171)
Salary Resolution	16.0	16.0	16.0	16.0	16.0	—
Funded FTE	16.0	16.0	16.0	16.0	16.0	—

6. Adjustments to Provide Current Level Services: Budget adjustments are made to reflect current costs for existing levels of service and performance in FY 2022-23, including: negotiated salary and benefit increases; merit increases and adjustments to retiree health contributions; increases in internal service charges; and elimination of one-time revenues and expenditures. Net funding adjustments in FY 2022-23 total (\$16,171).

	CLB Funding Adjustments FY 2022-23
Sources	203,296
Requirements	
Gross Appropriations	187,125
Intrafund Transfers	—
Net County Cost	(16,171)
Positions	—

FY 2022-23 Total Funding Adjustments

	Total Funding Adjustments
Sources	203,296
Requirements	
Gross Appropriations	187,125
Intrafund Transfers	—
Net County Cost	(16,171)
Positions	—

Risk Management (1730P)

Resource Allocation Summary

	Actual 2019-20	Actual 2020-21	Adopted 2021-22	Revised 2022-23	Recomm 2022-23	Change 2022-23
Total Sources	2,258,805	2,406,163	2,958,720	2,149,330	3,507,817	1,358,487
Total Requirements	1,622,265	1,556,623	2,958,720	2,149,330	3,507,817	1,358,487
Net County Cost	(636,540)	(849,540)	—	—	—	—
Salary Resolution	8.0	8.0	8.0	8.0	8.0	—
Funded FTE	8.0	8.0	8.0	8.0	8.0	—

7. Adjustments to Provide Current Level Services: Budget adjustments are made to reflect current costs for existing levels of service and performance in FY 2022-23, including: negotiated salary and benefit increases; merit increases and adjustments to retiree health contributions; adjustments to internal service charges; and elimination of one-time revenues and expenditures. There are no net funding adjustments.

	CLB Funding Adjustments FY 2022-23
Sources	307,947
Requirements	
Gross Appropriations	307,947
Intrafund Transfers	—
Net County Cost	—
Positions	—

8. Fund Balance Adjustment: This action re-appropriates Fund Balance from the prior year and includes adjustments to Year-End Fund Balance.

	RLB Funding Adjustments FY 2022-23
Sources	1,050,540
Requirements	
Gross Appropriations	1,050,540
Intrafund Transfers	—
Net County Cost	—
Positions	—

FY 2022-23 Total Funding Adjustments

	Total Funding Adjustments
Sources	1,358,487
Requirements	
Gross Appropriations	1,358,487
Intrafund Transfers	—
Net County Cost	—
Positions	—

Talent Acquisition (1740P)

Resource Allocation Summary

	Actual 2019-20	Actual 2020-21	Adopted 2021-22	Revised 2022-23	Recomm 2022-23	Change 2022-23
Total Sources	538,465	615,996	560,186	560,186	717,088	156,902
Total Requirements	2,690,376	2,568,299	3,006,224	3,022,013	3,358,096	336,083
Net County Cost	2,151,911	1,952,303	2,446,038	2,461,827	2,641,008	179,181
Salary Resolution	13.0	13.0	13.0	13.0	13.0	—
Funded FTE	13.0	13.0	13.0	12.9	12.9	—

9. Adjustments to Provide Current Level Services: Budget adjustments are made to reflect current costs for existing levels of service and performance in FY 2022-23, including: negotiated salary and benefit increases; merit increases and adjustments to retiree health contributions; adjustments to internal service charges; and elimination of one-time revenues and expenditures. Net funding adjustments in FY 2022-23 total \$179,181.

	CLB Funding Adjustments FY 2022-23
Sources	156,902
Requirements	
Gross Appropriations	336,083
Intrafund Transfers	—
Net County Cost	179,181
Positions	—

FY 2022-23 Total Funding Adjustments

	Total Funding Adjustments
Sources	156,902
Requirements	
Gross Appropriations	336,083
Intrafund Transfers	—
Net County Cost	179,181
Positions	—

Workforce Resources and Diversity (1750P)

Resource Allocation Summary

	Actual 2019-20	Actual 2020-21	Adopted 2021-22	Revised 2022-23	Recomm 2022-23	Change 2022-23
Total Sources	1,223,722	723,410	1,663,632	1,663,901	1,748,960	85,059
Total Requirements	3,143,582	3,269,116	3,954,249	3,968,347	4,236,529	268,182
Net County Cost	1,919,861	2,545,706	2,290,617	2,304,446	2,487,569	183,123
Salary Resolution	12.0	13.0	13.0	14.0	15.0	1.0
Funded FTE	12.0	13.0	13.0	14.0	15.0	1.0

10. Adjustments to Provide Current Level Services: Budget adjustments are made to reflect current costs for existing levels of service and performance in FY 2022-23, including: negotiated salary and benefit increases; merit increases and adjustments to retiree health contributions; increases in internal service charges; and elimination of one-time revenues and expenditures. Net funding adjustments in FY 2022-23 total \$141,719.

	CLB Funding Adjustments FY 2022-23
Sources	85,059
Requirements	
Gross Appropriations	226,778
Intrafund Transfers	—
Net County Cost	141,719
Positions	—

11. Management Analyst: To better support and coordinate expanding equity work, one limited term Management Analyst is converted to regular. This position will primarily continue to work on Equal Employment Opportunity (EEO) cases with expanded responsibility for projects to strengthen a culture of inclusion and sense of belonging, develop EEO plan recommendations, conduct data analyses, and expand Diversity, Equity, and Inclusion trainings.

	RLB Funding Adjustments FY 2022-23
Sources	—
Requirements	
Gross Appropriations	41,404
Intrafund Transfers	—
Net County Cost	41,404
Positions	1

FY 2022-23 Total Funding Adjustments

	Total Funding Adjustments
Sources	85,059
Requirements	
Gross Appropriations	268,182
Intrafund Transfers	—
Net County Cost	183,123
Positions	1

Shared Services (1780B)

All Funds FY 2022-23 Budget Unit Summary

	Actual 2019-20	Actual 2020-21	Adopted 2021-22	Revised 2022-23	Recomm 2022-23	Change 2022-23
Sources						
Use of Money and Property	3,729	2,167	4,000	6,000	4,000	(2,000)
Charges for Services	7,570	10,794	13,656	13,683	13,683	—
Interfund Revenue	17,964	25,947	23,077	23,101	23,101	—
Miscellaneous Revenue	32,655	46,974	43,000	85,426	65,426	(20,000)
Total Revenue	61,919	85,882	83,733	128,210	106,210	(22,000)
Fund Balance	116,948	208,809	142,220	40,049	52,649	12,600
Total Sources	178,867	294,691	225,953	168,259	158,859	(9,400)
Requirements						
Salaries and Benefits	1,510,398	1,648,630	1,748,303	1,751,057	1,876,677	125,620
Services and Supplies	249,986	239,191	615,568	581,963	501,436	(80,527)
Other Charges	163,615	266,769	305,408	310,093	292,267	(17,826)
Reclassification of Expenses	—	23,000	23,000	23,000	23,000	—
Other Financing Uses	11,342	8,126	8,381	8,520	7,920	(600)
Gross Appropriations	1,935,340	2,185,716	2,700,660	2,674,633	2,701,300	26,667
Intrafund Transfers	(203,372)	(268,035)	(671,499)	(672,142)	(672,142)	—
Net Appropriations	1,731,968	1,917,681	2,029,161	2,002,491	2,029,158	26,667
Contingencies/Dept Reserves	43,115	51,843	40,078	40,050	40,763	713
Total Requirements	1,775,083	1,969,524	2,069,239	2,042,541	2,069,921	27,380
Net County Cost	1,596,216	1,674,834	1,843,286	1,874,282	1,911,062	36,780
Salary Resolution	12.0	12.0	12.0	12.0	12.0	—
Funded FTE	12.0	12.0	12.0	12.0	12.0	—

Shared Services (1780P)

Resource Allocation Summary

	Actual 2019-20	Actual 2020-21	Adopted 2021-22	Revised 2022-23	Recomm 2022-23	Change 2022-23
Total Sources	178,867	294,691	225,953	168,259	158,859	(9,400)
Total Requirements	1,775,083	1,969,524	2,069,239	2,042,541	2,069,921	27,380
Net County Cost	1,596,216	1,674,834	1,843,286	1,874,282	1,911,062	36,780
Salary Resolution	12.0	12.0	12.0	12.0	12.0	—
Funded FTE	12.0	12.0	12.0	12.0	12.0	—

1. Adjustments to Provide Current Level Services: Budget adjustments are made to reflect current costs for existing levels of service and performance in FY 2022-23, including: negotiated salary and benefit increases; merit increases and adjustments to retiree health contributions; adjustments to internal service charges; and elimination of one-time revenues and expenditures. As a one-time funding source, Fund Balance is removed from the Current Level Budget. Net funding adjustments in FY 2022-23 total \$76,830.

	CLB Funding Adjustments FY 2022-23
Sources	(62,049)
Requirements	
Gross Appropriations	14,781
Intrafund Transfers	—
Net County Cost	76,830
Positions	—

2. Fund Balance Adjustment: This action re-appropriates Fund Balance from the prior year and includes adjustments to Year-End Fund Balance.

	RLB Funding Adjustments FY 2022-23
Sources	52,649
Requirements	
Gross Appropriations	11,886
Intrafund Transfers	—
Contingencies/Dept Reserves	713
Net County Cost	(40,050)
Positions	—

FY 2022-23 Total Funding Adjustments

	Total Funding Adjustments
Sources	(9,400)
Requirements	
Gross Appropriations	26,667
Intrafund Transfers	—
Contingencies/Dept Reserves	713
Net County Cost	36,780
Positions	—

Information Services Department (1800B)

All Funds FY 2022-23 Budget Unit Summary

	Actual 2019-20	Actual 2020-21	Adopted 2021-22	Revised 2022-23	Recomm 2022-23	Change 2022-23
Sources						
Taxes	2,913,843	4,131,758	9,062,483	5,000,000	9,496,028	4,496,028
Use of Money and Property	223,150	211,602	190,138	190,138	195,356	5,218
Intergovernmental Revenues	3,301,106	2,976,108	11,075,590	5,000,000	14,135,098	9,135,098
Charges for Services	1,133,039	1,279,939	1,441,795	1,450,368	1,689,075	238,707
Interfund Revenue	10,536,670	10,975,650	11,923,490	12,073,381	11,670,383	(402,998)
Miscellaneous Revenue	273,579	237,352	—	—	—	—
Total Revenue	18,381,386	19,812,409	33,693,496	23,713,887	37,185,940	13,472,053
Fund Balance	12,348,582	13,906,643	14,521,636	6,480,261	6,112,251	(368,010)
Total Sources	30,729,968	33,719,052	48,215,132	30,194,148	43,298,191	13,104,043
Requirements						
Salaries and Benefits	27,648,000	29,242,023	31,045,158	31,147,090	31,436,725	289,635
Services and Supplies	17,782,834	17,966,829	46,213,576	22,450,311	37,500,197	15,049,886
Other Charges	2,684,754	2,811,147	2,263,427	2,308,503	2,506,276	197,773
Reclassification of Expenses	—	—	—	4	(92,993)	(92,997)
Fixed Assets	646,039	483,733	59,639	57,000	57,000	—
Other Financing Uses	370,120	295,774	292,148	293,570	308,118	14,548
Gross Appropriations	49,131,746	50,799,506	79,873,948	56,256,478	71,715,323	15,458,845
Intrafund Transfers	(32,511,152)	(31,602,090)	(36,300,535)	(32,542,591)	(33,016,302)	(473,711)
Net Appropriations	16,620,594	19,197,416	43,573,413	23,713,887	38,699,021	14,985,134
Contingencies/Dept Reserves	14,109,374	14,521,636	4,641,719	6,480,261	4,599,170	(1,881,091)
Total Requirements	30,729,968	33,719,052	48,215,132	30,194,148	43,298,191	13,104,043
Net County Cost	1	(1)	—	—	—	—
Salary Resolution	135.0	135.0	135.0	135.0	137.0	2.0
Funded FTE	135.0	135.0	134.9	135.0	136.5	1.5

Client Success (1820P)

Resource Allocation Summary

	Actual 2019-20	Actual 2020-21	Adopted 2021-22	Revised 2022-23	Recomm 2022-23	Change 2022-23
Total Sources	4,158,240	4,654,371	4,523,583	4,568,927	4,548,153	(20,774)
Total Requirements	3,479,098	4,322,459	5,035,946	5,090,181	4,548,153	(542,028)
Net County Cost	(679,142)	(331,912)	512,363	521,254	—	(521,254)
Salary Resolution	42.0	42.0	42.0	42.0	44.0	2.0
Funded FTE	42.0	42.0	41.9	42.0	43.5	1.5

1. Adjustments to Provide Current Level Services: Budget adjustments are made to reflect current costs for existing levels of service and performance in FY 2022-23 including: negotiated salary and benefit increases; merit increases and adjustments to retiree health contributions; adjustments to department overhead; and elimination of one-time revenues and expenditures. As a one-time funding source, Fund Balance is removed from the Current Level Budget. Net funding adjustments in FY 2022-23 total (\$548,443).

	CLB Funding Adjustments FY 2022-23
Sources	(108,774)
Requirements	
Gross Appropriations	(258,773)
Intrafund Transfers	(398,444)
Contingencies/Dept Reserves	—
Net County Cost	(548,443)
Positions	—

2. Telephone Operators: To stabilize operational support of the County's Call Center two Telephone Operator positions (1.0 FTE and 0.5 FTE) are added in FY 2022-23. The modest increase is funded with existing appropriations within the Department's service charge revenues.

	RLB Funding Adjustments FY 2022-23
Sources	—
Requirements	
Gross Appropriations	165,189
Intrafund Transfers	—
Net County Cost	165,189
Positions	2

3. Fund Balance Adjustment: This action re-appropriates Fund Balance from the prior year and includes adjustments to Year-End Fund Balance.

RLB Funding Adjustments FY 2022-23	
Sources	88,000
Requirements	
Gross Appropriations	—
Intrafund Transfers	—
Contingencies/Dept Reserves	(50,000)
Net County Cost	(138,000)
Positions	—

FY 2022-23 Total Funding Adjustments

Total Funding Adjustments	
Sources	(20,774)
Requirements	
Gross Appropriations	(93,584)
Intrafund Transfers	(398,444)
Contingencies/Dept Reserves	(50,000)
Net County Cost	(521,254)
Positions	2

IT Operations (1830P)

Resource Allocation Summary

	Actual 2019-20	Actual 2020-21	Adopted 2021-22	Revised 2022-23	Recomm 2022-23	Change 2022-23
Total Sources	7,901,307	7,129,663	6,619,099	6,688,028	5,532,824	(1,155,204)
Total Requirements	17,794,024	17,341,272	6,020,088	6,074,626	5,512,909	(561,717)
Net County Cost	9,892,717	10,211,609	(599,011)	(613,402)	(19,915)	593,487
Salary Resolution	32.0	30.0	32.0	30.0	30.0	—
Funded FTE	32.0	30.0	32.0	30.0	30.0	—

4. Adjustments to Provide Current Level Services: Budget adjustments are made to reflect current costs for existing levels of service and performance in FY 2022-23 including: negotiated salary and benefit increases; merit increases and adjustments to retiree health contributions; adjustments to internal service charges; and elimination of one-time revenues and expenditures. As a one-time funding source, Fund Balance is removed from the Current Level Budget. Net funding adjustments in FY 2022-23 total \$3,148,670.

	CLB Funding Adjustments FY 2022-23
Sources	(3,342,760)
Requirements	
Gross Appropriations	(555,215)
Intrafund Transfers	361,125
Contingencies/Dept Reserves	—
Net County Cost	3,148,670
Positions	—

5. Fund Balance Adjustment: This action re-appropriates Fund Balance from the prior year and includes adjustments to Year-End Fund Balance.

	RLB Funding Adjustments FY 2022-23
Sources	2,187,556
Requirements	
Gross Appropriations	126,929
Intrafund Transfers	—
Contingencies/Dept Reserves	(494,556)
Net County Cost	(2,555,183)
Positions	—

6. IS Manager I: To better fulfill the operational needs of the SMCLabs Program, a vacant Communications Officer position is deleted and a vacant IS Manager I position is added. This modest increase will be absorbed by project reimbursements.

RLB Funding Adjustments FY 2022-23	
Sources	—
Requirements	
Gross Appropriations	23,338
Intrafund Transfers	(23,338)
Net County Cost	—
Positions	—

FY 2022-23 Total Funding Adjustments

Total Funding Adjustments	
Sources	(1,155,204)
Requirements	
Gross Appropriations	(404,948)
Intrafund Transfers	337,787
Contingencies/Dept Reserves	(494,556)
Net County Cost	593,487
Positions	—

Planning & Project Management (1844P)

Resource Allocation Summary

	Actual 2019-20	Actual 2020-21	Adopted 2021-22	Revised 2022-23	Recomm 2022-23	Change 2022-23
Total Sources	9,613,124	10,448,286	23,095,571	12,499,885	26,698,474	14,198,589
Total Requirements	5,134,788	7,039,397	23,095,571	12,499,885	26,698,474	14,198,589
Net County Cost	(4,478,336)	(3,408,889)	—	—	—	—
Salary Resolution	1.0	1.0	1.0	1.0	1.0	—
Funded FTE	1.0	1.0	1.0	1.0	1.0	—

7. Adjustments to Provide Current Level Services: Budget adjustments are made to reflect current costs for existing levels of service and performance in FY 2022-23 including: negotiated salary and benefit increases; merit increases and adjustments to retiree health contributions, and addition of one-time project revenues and expenditures. Net funding adjustments in FY 2022-23 total \$3,469,601.

	CLB Funding Adjustments FY 2022-23
Sources	(2,524,602)
Requirements	
Gross Appropriations	858,727
Intrafund Transfers	86,272
Net County Cost	3,469,601
Positions	—

8. Fund Balance Adjustment: This action re-appropriates Fund Balance from the prior year and includes adjustments to Year-End Fund Balance.

	RLB Funding Adjustments FY 2022-23
Sources	3,092,066
Requirements	
Gross Appropriations	709,000
Intrafund Transfers	—
Contingencies/Dept Reserves	(1,086,535)
Net County Cost	(3,469,601)
Positions	—

9. Measure K Rollover for Capital Projects Funding: One-time estimated rollover of FY 2021-22 Measure K funding for continuing capital projects to be completed in FY 2022-23.

RLB Funding Adjustments FY 2022-23	
Sources	4,496,027
Requirements	
Gross Appropriations	4,496,027
Intrafund Transfers	—
Net County Cost	—
Positions	—

10. Non-Departmental Services - Technology Project Funding Rollover: One-time estimated rollover of FY 2021-22 Non-Departmental funding for continuing technology projects to be completed in FY 2022-23.

RLB Funding Adjustments FY 2022-23	
Sources	—
Requirements	
Gross Appropriations	655,288
Intrafund Transfers	(655,288)
Net County Cost	—
Positions	—

11. Proposition 172 - Capital Projects Funding Rollover: One-time estimated rollover of FY 2021-22 Proposition 172 funding for continuing capital projects to be completed in FY 2022-23.

RLB Funding Adjustments FY 2022-23	
Sources	9,135,098
Requirements	
Gross Appropriations	9,135,098
Intrafund Transfers	—
Net County Cost	—
Positions	—

FY 2022-23 Total Funding Adjustments

	Total Funding Adjustments
Sources	14,198,589
Requirements	
Gross Appropriations	15,854,140
Intrafund Transfers	(569,016)
Contingencies/Dept Reserves	(1,086,535)
Net County Cost	—
Positions	—

IT Security (1850P)

Resource Allocation Summary

	Actual 2019-20	Actual 2020-21	Adopted 2021-22	Revised 2022-23	Recomm 2022-23	Change 2022-23
Total Sources	3,723,922	3,497,369	3,699,949	3,738,707	4,324,773	586,066
Total Requirements	2,522,576	2,224,909	3,699,949	3,738,707	4,324,773	586,066
Net County Cost	(1,201,346)	(1,272,460)	—	—	—	—
Salary Resolution	15.0	17.0	15.0	17.0	17.0	—
Funded FTE	15.0	17.0	15.0	17.0	17.0	—

12. Adjustments to Provide Current Level Services: Budget adjustments are made to reflect current costs for existing levels of service and performance in FY 2022-23 including: negotiated salary and benefit increases; merit increases and adjustments to retiree health contributions; adjustments to internal service charges; and elimination of one-time revenues and expenditures. As a one-time funding source, Fund Balance is removed from the Current Level Budget. Net funding adjustments in FY 2022-23 total \$1,029,157.

	CLB Funding Adjustments FY 2022-23
Sources	(566,569)
Requirements	
Gross Appropriations	450,311
Intrafund Transfers	12,277
Contingencies/Dept Reserves	—
Net County Cost	1,029,157
Positions	—

13. Position Transfers: To better align with the operational and financial needs of the Public WiFi service two IS Project Manager positions are transferred from Connectivity and Security Division Management to Public WiFi in FY 2022-23.

	RLB Funding Adjustments FY 2022-23
Sources	640,006
Requirements	
Gross Appropriations	166,038
Intrafund Transfers	—
Net County Cost	(473,968)
Positions	—

14. Fund Balance Adjustment: This action re-appropriates Fund Balance from the prior year and includes adjustments to Year-End Fund Balance.

RLB Funding Adjustments FY 2022-23	
Sources	512,629
Requirements	
Gross Appropriations	207,440
Intrafund Transfers	—
Contingencies/Dept Reserves	(250,000)
Net County Cost	(555,189)
Positions	—

FY 2022-23 Total Funding Adjustments

Total Funding Adjustments	
Sources	586,066
Requirements	
Gross Appropriations	823,789
Intrafund Transfers	12,277
Contingencies/Dept Reserves	(250,000)
Net County Cost	—
Positions	—

Applications (1860P)

Resource Allocation Summary

	Actual 2019-20	Actual 2020-21	Adopted 2021-22	Revised 2022-23	Recomm 2022-23	Change 2022-23
Total Sources	1,828,699	2,428,570	2,591,900	2,643,007	2,130,389	(512,618)
Total Requirements	1,747,285	2,157,879	2,721,601	2,779,481	2,150,304	(629,177)
Net County Cost	(81,413)	(270,691)	129,701	136,474	19,915	(116,559)
Salary Resolution	27.0	27.0	27.0	27.0	27.0	—
Funded FTE	27.0	27.0	27.0	27.0	27.0	—

15. Adjustments to Provide Current Level Services: Budget adjustments are made to reflect current costs for existing levels of service and performance in FY 2022-23 including: negotiated salary and benefit increases; merit increases and adjustments to retiree health contributions; adjustments to internal service charges; and elimination of one-time revenues and expenditures. As a one-time funding source, Fund Balance is removed from the Current Level Budget. Net funding adjustments in FY 2022-23 total \$115,441.

	CLB Funding Adjustments FY 2022-23
Sources	(744,618)
Requirements	
Gross Appropriations	(792,295)
Intrafund Transfers	163,118
Contingencies/Dept Reserves	—
Net County Cost	115,441
Positions	—

16. Fund Balance Adjustment: This action re-appropriates Fund Balance from the prior year and includes adjustments to Year-End Fund Balance.

	RLB Funding Adjustments FY 2022-23
Sources	232,000
Requirements	
Gross Appropriations	—
Intrafund Transfers	—
Net County Cost	(232,000)
Positions	—

FY 2022-23 Total Funding Adjustments

	Total Funding Adjustments
Sources	(512,618)
Requirements	
Gross Appropriations	(792,295)
Intrafund Transfers	163,118
Contingencies/Dept Reserves	—
Net County Cost	(116,559)
Positions	—

Grand Jury (1920B)

All Funds FY 2022-23 Budget Unit Summary

	Actual 2019-20	Actual 2020-21	Adopted 2021-22	Revised 2022-23	Recomm 2022-23	Change 2022-23
Total Sources						
Requirements						
Salaries and Benefits	—	—	—	—	—	—
Services and Supplies	113,004	104,991	123,922	123,922	123,890	(32)
Other Charges	125	53	599	601	601	—
Gross Appropriations	113,129	105,044	124,521	124,523	124,491	(32)
Intrafund Transfers						
Net Appropriations	113,129	105,044	124,521	124,523	124,491	(32)
Total Requirements	113,129	105,044	124,521	124,523	124,491	(32)
Net County Cost	113,129	105,044	124,521	124,523	124,491	(32)

Grand Jury (1920P)

Resource Allocation Summary

	Actual 2019-20	Actual 2020-21	Adopted 2021-22	Revised 2022-23	Recomm 2022-23	Change 2022-23
Total Sources						
Total Requirements	113,129	105,044	124,521	124,523	124,491	(32)
Net County Cost	113,129	105,044	124,521	124,523	124,491	(32)

1. Adjustments to Provide Current Level Services: Budget adjustments are made to reflect current costs for existing levels of service and performance in FY 2022-23, including: minor decrease in expenditures for Services and Supplies. Net funding adjustments in FY 2022-23 total (\$32).

	CLB Funding Adjustments FY 2022-23
Sources	—
Requirements	
Gross Appropriations	(32)
Intrafund Transfers	—
Net County Cost	(32)
Positions	—

FY 2022-23 Total Funding Adjustments

	Total Funding Adjustments
Sources	—
Requirements	
Gross Appropriations	(32)
Intrafund Transfers	—
Net County Cost	(32)
Positions	—

Non-Departmental Services (8000B)

All Funds FY 2022-23 Budget Unit Summary

	Actual 2019-20	Actual 2020-21	Adopted 2021-22	Revised 2022-23	Recomm 2022-23	Change 2022-23
Sources						
Taxes	725,928,141	710,611,523	642,842,271	639,317,841	661,868,637	22,550,796
Licenses, Permits and Franchises	598,885	625,625	610,922	617,031	617,031	—
Fines, Forfeitures and Penalties	(500)	—	—	—	—	—
Use of Money and Property	25,722,669	18,953,997	27,043,640	27,792,904	27,792,904	—
Intergovernmental Revenues	69,412,310	123,248,338	105,720,135	1,732,292	75,732,293	74,000,001
Charges for Services	1,850,495	3,653,776	1,708,438	1,708,438	1,708,438	—
Interfund Revenue	6,653,880	7,073,443	6,857,078	6,981,424	7,289,161	307,737
Miscellaneous Revenue	4,073,224	2,440,616	231,843	231,843	231,843	—
Other Financing Sources	442,640	11,360	—	—	—	—
Non-County Revenue	7,400,000	—	—	—	—	—
Total Revenue	842,081,743	866,618,677	785,014,327	678,381,773	775,240,307	96,858,534
Fund Balance	445,110,154	544,732,834	509,677,424	274,308,572	366,004,623	91,696,051
Total Sources	1,287,191,897	1,411,351,511	1,294,691,751	952,690,345	1,141,244,930	188,554,585
Requirements						
Salaries and Benefits	59,059	56,921,163	10,140,000	10,140,000	10,690,000	550,000
Services and Supplies	56,496,849	73,557,921	172,514,637	42,958,294	68,608,097	25,649,803
Other Charges	30,412,744	136,469,396	72,568,568	59,064,294	90,977,906	31,913,612
Fixed Assets	1,691,050	27,584,743	57,000,000	7,000,000	21,000,000	14,000,000
Other Financing Uses	52,329,748	80,282,654	184,689,159	61,384,509	160,821,338	99,436,829
Gross Appropriations	140,989,450	374,815,877	496,912,364	180,547,097	352,097,341	171,550,244
Intrafund Transfers	(794,039)	(165,693)	(484,045)	(484,045)	(484,045)	—
Net Appropriations	140,195,410	374,650,184	496,428,319	180,063,052	351,613,296	171,550,244
Contingencies/Dept Reserves	618,456,847	516,138,373	186,761,910	154,034,660	153,139,313	(895,347)
Total Requirements	758,652,258	890,788,557	683,190,229	334,097,712	504,752,609	170,654,897
Net County Cost	(528,539,640)	(520,562,953)	(611,501,522)	(618,592,633)	(636,492,321)	(17,899,688)

Non-Departmental Services (8000P)

Resource Allocation Summary

	Actual 2019-20	Actual 2020-21	Adopted 2021-22	Revised 2022-23	Recomm 2022-23	Change 2022-23
Total Sources	1,287,191,897	1,411,351,511	1,294,691,751	952,690,345	1,141,244,930	188,554,585
Total Requirements	758,652,258	890,788,557	683,190,229	334,097,712	504,752,609	170,654,897
Net County Cost	(528,539,640)	(520,562,953)	(611,501,522)	(618,592,633)	(636,492,321)	(17,899,688)

1. Adjustments to Provide Current Level Services: Budget adjustments are made to reflect current costs for existing levels of service and performance in FY 2022-23, including: retiree health contributions; increases in internal service charges; and elimination of one-time revenues and expenditures. As a one-time funding source, Fund Balance is removed from the Current Level Budget. Net funding adjustments in FY 2022-23 total \$339,082,844.

	CLB Funding Adjustments FY 2022-23
Sources	(265,348,828)
Requirements	
Gross Appropriations	60,262,437
Intrafund Transfers	—
Contingencies/Dept Reserves	13,471,579
Net County Cost	339,082,844
Positions	—

2. Capital Projects Funding: This action includes the General Fund contribution for construction costs at the San Mateo Medical Center, the procurement and remodeling of a new warehouse, conceptual design and construction for a courtyard at County Center, the continued costs of parking and shuttle services at the Health Campus and Cordilleras, and an additional allocation for County Office Building 3.

	RLB Funding Adjustments FY 2022-23
Sources	—
Requirements	
Gross Appropriations	23,021,381
Intrafund Transfers	—
Net County Cost	23,021,381
Positions	—

3. Fund Balance Adjustment: This action re-appropriates Fund Balance from the prior year and includes adjustments to Year-End Fund Balance and Reserves.

RLB Funding Adjustments FY 2022-23	
Sources	366,004,623
Requirements	
Gross Appropriations	—
Intrafund Transfers	—
Contingencies/Dept Reserves	(14,366,926)
Net County Cost	(380,371,549)
Positions	—

4. Measure K Rollover for District Discretionary Funds: This action rolls over a portion of the Measure K revenue and expenditure for the District Discretionary Measure K allocations to allow for payments to be made between July and September. The District Discretionary allocations will be trued up during the September Revision process.

RLB Funding Adjustments FY 2022-23	
Sources	1,500,000
Requirements	
Gross Appropriations	1,500,000
Intrafund Transfers	—
Net County Cost	—
Positions	—

5. Measure K Rollover for the Middlefield Road Streetscape Project: This action rolls over the Measure K revenue and expenditure for the Middlefield Road Streetscape Project being managed out of the County Executive's Office.

RLB Funding Adjustments FY 2022-23	
Sources	12,398,790
Requirements	
Gross Appropriations	12,398,790
Intrafund Transfers	—
Net County Cost	—
Positions	—

6. American Rescue Plan Act Funding: This action allocates the second tranche of ARPA funding to support the county's response to the pandemic as well as recovery efforts.

RLB Funding Adjustments FY 2022-23	
Sources	74,000,000
Requirements	
Gross Appropriations	74,000,000
Intrafund Transfers	—
Net County Cost	—
Positions	—

7. November 2022 General Election: This action increases the General Fund allocation for the November 2022 General Election.

RLB Funding Adjustments FY 2022-23	
Sources	—
Requirements	
Gross Appropriations	367,636
Intrafund Transfers	—
Net County Cost	367,636
Positions	—

FY 2022-23 Total Funding Adjustments

Total Funding Adjustments	
Sources	188,554,585
Requirements	
Gross Appropriations	171,550,244
Intrafund Transfers	—
Contingencies/Dept Reserves	(895,347)
Net County Cost	(17,899,688)
Positions	—

Debt Service Fund (8900B)

All Funds FY 2022-23 Budget Unit Summary

	Actual 2019-20	Actual 2020-21	Adopted 2021-22	Revised 2022-23	Recomm 2022-23	Change 2022-23
Sources						
Use of Money and Property	376,043	254,656	—	—	—	—
Other Financing Sources	48,088,485	41,563,645	39,627,688	40,962,164	40,923,525	(38,639)
Total Revenue	48,464,529	41,818,301	39,627,688	40,962,164	40,923,525	(38,639)
Fund Balance	22,768,512	24,097,460	24,248,231	20,088,833	24,649,254	4,560,421
Total Sources	71,233,041	65,915,761	63,875,919	61,050,997	65,572,779	4,521,782
Requirements						
Services and Supplies	—	—	—	—	—	—
Other Charges	47,135,580	41,186,621	39,257,993	40,598,009	40,559,371	(38,638)
Other Financing Uses	—	480,909	4,529,093	3,395,000	6,598,634	3,203,634
Gross Appropriations	47,135,580	41,667,530	43,787,086	43,993,009	47,158,005	3,164,996
Intrafund Transfers						
Net Appropriations	47,135,580	41,667,530	43,787,086	43,993,009	47,158,005	3,164,996
Non-General Fund Reserves	24,097,460	24,248,231	20,088,833	17,057,988	18,414,774	1,356,786
Total Requirements	71,233,041	65,915,761	63,875,919	61,050,997	65,572,779	4,521,782
Net County Cost	—	—	—	—	—	—

Debt Service Fund (8900P)

Resource Allocation Summary

	Actual 2019-20	Actual 2020-21	Adopted 2021-22	Revised 2022-23	Recomm 2022-23	Change 2022-23
Total Sources	71,233,041	65,915,761	63,875,919	61,050,997	65,572,779	4,521,782
Total Requirements	71,233,041	65,915,761	63,875,919	61,050,997	65,572,779	4,521,782
Net County Cost	—	—	—	—	—	—

1. Adjustments to Provide Current Level Services: Budget adjustments are made to reflect: debt service payment schedules and offsetting contributions; adjustments to internal service charges; and the removal of one-time Capital Project contribution expenditures in FY 2022-23. As a onetime funding source, Fund Balance is removed from the Current Level Budget. There are no net funding adjustments.

	CLB Funding Adjustments FY 2022-23
Sources	(20,127,472)
Requirements	
Gross Appropriations	(3,069,484)
Intrafund Transfers	—
Non-General Fund Reserves	(17,057,988)
Net County Cost	—
Positions	—

2. Fund Balance Adjustment: This action re-appropriates Fund Balance from the prior year to Reserves and one-time transfers out for funding of capital projects, including the carry-forward of estimated unused FY 2021-22 appropriations.

	RLB Funding Adjustments FY 2022-23
Sources	24,649,254
Requirements	
Gross Appropriations	6,234,480
Intrafund Transfers	—
Non-General Fund Reserves	18,414,774
Net County Cost	—
Positions	—

FY 2022-23 Total Funding Adjustments

	Total Funding Adjustments
Sources	4,521,782
Requirements	
Gross Appropriations	3,164,996
Intrafund Transfers	—
Non-General Fund Reserves	1,356,786
Net County Cost	—
Positions	—

County Summary

Budget Unit Summaries
and Funding Adjustments

Measure K Funded
Initiatives

Capital Projects Summary

Position Adjustment
Summary

Memberships and
Contributions

MEASURE K FUNDED INITIATIVES



FY 2022-23

RECOMMENDED BUDGET



Budget Unit	Department Name	Project Name	2022-23 Measure K	2022-23 Measure K RLB Rollover	2022-23 May Recommended
1200B	County Executive's Office	Programs and Services Dist 4	-	250,000	250,000
1200B	County Executive's Office	Measure K Admin Assistant	523,633	-	523,633
8000B	Non-Departmental Svcs	Programs and Services Dist 1	-	300,000	300,000
8000B	Non-Departmental Svcs	Programs and Services Dist 2	-	300,000	300,000
8000B	Non-Departmental Svcs	Programs and Services Dist 3	-	300,000	300,000
8000B	Non-Departmental Svcs	Programs and Services Dist 4	-	300,000	300,000
8000B	Non-Departmental Svcs	Programs and Services Dist 5	-	300,000	300,000
8000B	Non-Departmental Svcs	Measure K Oversight Committee	15,000	-	15,000
8500B	Capital Projects	Programs and Services Dist 3	-	1,199,580	1,199,580
District-Specific Total			538,633	2,949,580	3,488,213

3000B	Sheriff's Office	Gun Buy Back Program	35,000	-	35,000
3000B	Sheriff's Office	School Safety	649,431	-	649,431
3000B	Sheriff's Office	Human Trafficking and CSEC	218,180	-	218,180
3580B	Fire Protection Services	County Fire Engine Replc Fnd	1,500,000	-	1,500,000
4300B	Dept of Emergency Mgmt	Coastside Response Coordinator	-	-	-
7520B	Human Services Agency	CORA - Legal Expenses	77,250	-	77,250
8450B	Other Cap Constrn Fund	Skylonda Fire Station Repl	-	25,000	25,000
8470B	Other Cap Constrn Fund	PSC Regional Ops Ctr (ROC)	-	500,000	500,000
8470B	Other Cap Constrn Fund	Pescadero Fire Station	2,000,000	-	2,000,000
8470B	Other Cap Constrn Fund	Tower Road Fire Station	1,000,000	-	1,000,000
8500B	Capital Projects	Tree Removal	-	45,413	45,413
Public Safety Total			5,479,861	570,413	6,050,274

6100B	County Health	Meas K Imat Program	409,773	-	409,773
6100B	County Health	Respite Program	1,122,432	-	1,122,432
6100B	County Health	SMART Program	92,152	-	92,152
6240B	County Health	Home Visit Expansion	1,330,761	-	1,330,761
6600B	County Health	Redirected Measure K to SMMC	1,217,825	-	1,217,825
6600B	County Health	Whole Person Care Match	2,000,000	-	2,000,000
6600B	County Health	Coastside Medical Services	551,525	-	551,525
7420B	Human Services Agency	Public Health Nurse Program	1,397,997	-	1,397,997
Health and Mental Health Total			8,122,465	-	8,122,465

1200B	County Executive's Office	Early Learning and Care Trust Fund	6,911,988	-	6,911,988
1200B	County Executive's Office	Students With Amazing Goals	382,454	-	382,454
1700B	Human Resources Dept	Supported Training Employ Prog	437,091	-	437,091
3700B	County Library	Direct Pay to Lib for Big Lift	1,088,012	-	1,088,012
3700B	County Library	Library Raising a Reader	100,000	-	100,000
3700B	County Library	Library Summer Reading Progrms	388,289	-	388,289
3700B	County Library	Summer Learning Supplement NFO	66,667	-	66,667
5550B	County Health	4H Youth Development Program	32,782	-	32,782

Budget Unit	Department Name	Project Name	2022-23 Measure K	2022-23 Measure K RLB Rollover	2022-23 May Recommended
6100B	County Health	Comm Collab East Palo Alto	123,478	-	123,478
6100B	County Health	COE and Schools Coordination	173,799	-	173,799
6100B	County Health	Early Childhood Comm Teams	721,199	-	721,199
6100B	County Health	Early Onset Bipolar	446,121	-	446,121
6100B	County Health	First Aid-MH	225,525	-	225,525
6100B	County Health	PES Case Management	328,137	-	328,137
6100B	County Health	Parenting Project-MH	160,896	-	160,896
6100B	County Health	Pre To Three	604,612	-	604,612
6100B	County Health	Youth Outpatient Case Mgmt	808,325	-	808,325
6100B	County Health	Youth Trauma Intervention	628,318	-	628,318
6240B	County Health	Pre To Three	429,018	-	429,018
7420B	Human Services Agency	CASA (Advocates) - Foster Care	229,604	-	229,604
7420B	Human Services Agency	HSA PEI-At Risk Child	1,277,086	-	1,277,086
7420B	Human Services Agency	At-Risk Foster Youth Services	711,463	-	711,463
7510B	Human Services Agency	StarVista Dybrk Fstr Yth Trg	240,697	-	240,697
8000B	Non-Departmental Svcs	College for All	1,000,000	-	1,000,000
Youth and Education Total			17,515,561	-	17,515,561

1200B	County Executive's Office	Home for All	-	-	-
3800B	Planning and Building	Affordable Housing Initiative	150,250	-	150,250
4000B	Office of Sustainability	Home for All	645,293	-	645,293
5900B	County Health	Augmented Housing Insp Pgm	401,683	-	401,683
7010B	Human Services Agency	ITA - Clarity & FRC database	115,227	-	115,227
7510B	Human Services Agency	RRHHL One Day Count - Homeless	-	-	-
7510B	Human Services Agency	Housing Retention	1,273,080	-	1,273,080
7510B	Human Services Agency	RRHHL Program Auditing Needs	10,000	-	10,000
7510B	Human Services Agency	BitFocus Clarity Human Svcs	129,339	-	129,339
7510B	Human Services Agency	CORE Agenc Emerg Housg Assist	465,311	-	465,311
7510B	Human Services Agency	COH Housing Assitance	2,500,000	-	2,500,000
7510B	Human Services Agency	RRHHL CoC Tech Assistance	111,394	-	111,394
7510B	Human Services Agency	HOPE Plan Implementation	1,337,392	-	1,337,392
7510B	Human Services Agency	Homeless Outreach Teams	444,443	-	444,443
7510B	Human Services Agency	EPA Homeless Shelter Op Exp	589,387	-	589,387
7510B	Human Services Agency	RRHHL Abode Services	813,586	-	813,586
7510B	Human Services Agency	RRHHL MVP Diversion	20,000	-	20,000
7510B	Human Services Agency	RRHHL MVP Bridge Funding	560,348	-	560,348
7510B	Human Services Agency	RRHHL Inclement Weather	16,768	-	16,768
7510B	Human Services Agency	RRHHL Abode Contract	1,294,590	-	1,294,590
7510B	Human Services Agency	RRHHL Medical Services	220,599	-	220,599
7510B	Human Services Agency	RRHHL Interim Housing Capacity	398,123	-	398,123
7510B	Human Services Agency	Safe Harbor Shelter Bridge	183,905	-	183,905
7900B	Department of Housing	Affordable Housing Fund	19,000,000	-	19,000,000

Budget Unit	Department Name	Project Name	2022-23 Measure K	2022-23 Measure K RLB Rollover	2022-23 May Recommended
7900B	Department of Housing	21 Elements CCAG	136,591	-	136,591
7900B	Department of Housing	Equity Innovation Fund	464,410	-	464,410
7900B	Department of Housing	HIP Shared Housing	-	-	-
7900B	Department of Housing	Local Housing Subsidy Program	4,000,000	-	4,000,000
7900B	Department of Housing	Landlord Tenant I and R	-	-	-
7900B	Department of Housing	Staff Support	1,245,864	-	1,245,864
7900B	Department of Housing	Farm Labor Housing	-	-	-
Housing and Homelessness Total			36,527,583	-	36,527,583

1200B	County Executive's Office	Fire Mitigation	1,000,000	-	1,000,000
3900B	Parks Department	Natural Resource Management	256,731	-	256,731
3900B	Parks Department	Fire Mitigation	1,000,000	-	1,000,000
3900B	Parks Department	Parks Interpretive Program	72,205	-	72,205
3900B	Parks Department	Parks Department Ops and Maint	1,930,000	-	1,930,000
3900B	Parks Department	Parks Playground Improv	54,774	-	54,774
3900B	Parks Department	Volunteer Stewardship Corps	109,327	-	109,327
3990B	Parks Department	Huddart Water Lines and Supply	900,000	-	900,000
3990B	Parks Department	Coyote Point Sewer System	800,000	-	800,000
3990B	Parks Department	Coyote Point Water System	800,000	-	800,000
3990B	Parks Department	Homestead Sewer	200,000	-	200,000
3990B	Parks Department	Flood Park Improvements	850,000	-	850,000
3990B	Parks Department	SPV Walnut Bridge Replacement	100,000	-	100,000
4000B	Office of Sustainability	Flood and Sea Level Rise District	500,000	-	500,000
Parks and Environment Total			8,573,037	-	8,573,037

2510B	District Attorney's Office	District Attorney Elder Abuse	993,268	-	993,268
5600B	County Health	EMS - Medical Reserve Corps	36,736	-	36,736
5700B	County Health	AAS Elder Depend Adult Protect	716,387	-	716,387
5700B	County Health	AAS Friendship Line	218,545	-	218,545
5700B	County Health	AAS Meals Express Pgm	155,850	-	155,850
5700B	County Health	AAS Suppl Meal on Wheels	43,260	-	43,260
5700B	County Health	AAS Ombudsman	121,983	-	121,983
7520B	Human Services Agency	Veterans Services	353,138	-	353,138
Older Adults and Veterans Total			2,639,167	-	2,639,167

1200B	County Executive's Office	Community Legal Aid Services	-	1,082,286	1,082,286
1200B	County Executive's Office	Measure A Outreach Coordinator	230,838	-	230,838
1200B	County Executive's Office	N Fair Oaks General Plan Implm	-	7,400,000	7,400,000
1260B	Agriculture/Weights & Meas	Measure K Airport (FAA Ruling)	153,633	-	153,633
1600B	County Attorney's Office	Measure K Airport (FAA Ruling)	118,908	-	118,908
1800B	Information Services	Technology Infra and Open Data	5,000,001	4,496,027	9,496,028
3000B	Sheriff's Office	Measure K Airport (FAA Ruling)	1,879,911	-	1,879,911

Budget Unit	Department Name	Project Name	2022-23 Measure K	2022-23 Measure K RLB Rollover	2022-23 May Recommended
3700B	County Library	Library Capital - EPA	-	1,063,463	1,063,463
4000B	Office of Sustainability	Bicycle Coordinator	86,719	-	86,719
4000B	Office of Sustainability	Active Transportation	-	250,000	250,000
4300B	Dept of Emergency Manag	Coastside Response Coordinator	71,964	-	71,964
4850B	Dept of Public Works	MCO Airport Sup	239,931	-	239,931
4850B	Dept of Public Works	HAF Emission Study and Lead Testing	25,000	-	25,000
5550B	County Health	Measure K Airport (FAA Ruling)	67,595	-	67,595
7220B	Human Services Agency	Second Harvest Food Bank	159,135	-	159,135
8000B	Non-Departmental Svcs	Middlefield Road Bike Lane	-	-	-
8000B	Non-Departmental Svcs	Middlefield Road Solar Grid	200,000	-	200,000
8000B	Non-Departmental Svcs	N Fair Oaks General Plan Implm	-	12,398,790	12,398,790
8500B	Capital Projects	Bldgs and Facil Infrastructure	-	7,048,526	7,048,526
Community Total			8,233,635	33,739,092	41,972,727
Sum:			87,629,942	37,259,085	124,889,027

County Summary

Budget Unit Summaries
and Funding Adjustments

Measure K Funded
Initiatives

Capital Projects Summary

Position Adjustment
Summary

Memberships and
Contributions

CAPITAL PROJECTS SUMMARY



FY 2022-23

RECOMMENDED BUDGET



Project	Rollover	Additional Funding Adjustments	FY 2022-23 Recommended Budget Total Appropriations
Department of Public Works Projects			
San Mateo Medical Center (SMMC) HVAC Equipment Controls Upgrade	78,132		78,132
85115 Total	78,132		78,132
Hall of Justice Court Tenant Improvements	6,625,927		6,625,927
85120 Total	6,625,927		6,625,927
Parallel Trail Creation Highway 1	2,269,360		2,269,360
Alpine Trail Required Mitigation/Permitting	45,111		45,111
85130 Total	2,314,471		2,314,471
New Maple Street Homeless Shelter Project Master Plan Design	143,406		143,406
85160 Total	143,406		143,406
Countywide Graffiti Abatement Program	516	100,000	100,516
Countywide Strategic Energy Master Plan Project Development	1,814,732		1,814,732
East Palo Alto City Hall Improvements	8,112,560		8,112,560
Pescadero Creek Dredging - Reporting and Maintenance	67,450		67,450
Sand Hill Rd Bicycle Conflict Zones Striping	18,466		18,466
Radio Shop Project at Chestnut and Grant Yard	171,599		171,599
Conservation Easement at Butano Creek	32,044		32,044
Implementation of Facilities Maximo Project	274,885		274,885
Countywide Elevator Replacement RFP - Programming Phase	125,000		125,000
Temporary Pedestrian Detour - Mirada Bridge	23,721		23,721
Mirada Road Pedestrian Bridge	7,124,233		7,124,233
Bayfront Canal Drainage Improvement Project (Flood District County Commitment)	166,403		166,403
Capital Project Development	531,949		531,949
Integrated Workplace Management System	126,236	73,764	200,000
The 5th Avenue Underpass Landscaping Project	340		340
Countywide Interior Lighting Upgrade	107,564		107,564
Emergent Special Jobs (General Fund)	124,938	375,062	500,000
Maguire Correctional Facility Alternative Energy System Study			1,221,566
Energy Management Software Pilot Project			300,000
COB 1 Retro-commissioning Design			200,000
COB1 Controls Upgrade			100,000
Grant Yard Mechanical and Energy Evaluation			150,000
Crime Lab Energy Retrofit			100,000
Crime Lab Solar expansion			100,000
Youth Services Center (YSC) Burner Replacement	230,450		230,450
85170 Total	19,053,086	548,826	21,773,478
Capital Project Development			1
85270 Total			1
Youth Services Center (YSC) Co-Gen/Central Plant Upgrade	65,564		65,564
Maguire Correctional Facility Replace Co-Generation with Tico Units	614,016		614,016
Hall of Justice Replace Indoor Air Handling Units - AC3 SF1 and SF2	251,019		251,019
Youth Services Center (YSC) Replace Air Handling Unit	10,004		10,004
Youth Services Center (YSC) Replace 2 Condenser Units and AHU Unit	32,251		32,251
Hall of Justice Traction Elevators (Multiple) Elevator 3 and 7 Only	647,063		647,063
Youth Services Center (YSC) Repair Heating/Hot-Chilled Water Line	43,775		43,775
FCIS Building Assessments and Repairs (Name change)	36,899	505,917	542,816
San Mateo Medical Center (SMMC) Outpatient Rotunda Restroom Improvement 1st and 2nd Floor	350,732		350,732
Humidity Control and Sterilization Project (Surgery Unit)	662,110		662,110
San Mateo Medical Center (SMMC) Hallway Mold Abatement	76,381		76,381
Hall of Justice Replace HVAC Pump CW01 - CW05	96,309		96,309
Hall of Justice Repair Boiler #1	115,616		115,616
Hall of Justice Replace Exhaust Fan RF-4	63,710		63,710

Project	Rollover	Additional Funding Adjustments	FY 2022-23 Recommended Budget Total Appropriations
Maguire Correctional Facility Replace ATS Switchboard	618,357		618,357
COB1 Replace Emergency Generator 6 and 7	583,865		583,865
Grant Yard Fumigate and Termite Damage Repair Break Room and Old Admin	148,800		148,800
Motor Pool Replace Asphalt Shingle Roof Dyno Structure	632		632
COB1 Replace AHU02, AHU04, AHU05, AHU06	654,228		654,228
Grant Yard Sandblast and Paint Structural Steel Building A	58,961		58,961
Maple Street Correctional Center Replace Rolling Gates Northwest Side	491,024		491,024
Maguire Correctional Facility Prep and Paint Structural Steel at 4th Floor Rec Yard	67,200		67,200
San Mateo Medical Center (SMMC) Building Management System Upgrade	253,000	(1,780,000)	(1,527,000)
San Mateo Medical Center (SMMC) Curbing for Stairs	79,275		79,275
San Mateo Medical Center (SMMC) Pedestrian Path of Travel PDU Improvements	249,266		249,266
San Mateo Medical Center (SMMC) Pneumatic Tube System (YR2 to YR1)	100,000		100,000
San Mateo Medical Center (SMMC) Fire Alarm System Upgrade	300,000	90,000	390,000
Countywide Survey Update - New FCIS Projects Development	39,214	60,000	99,214
Facilities Projects Warranty and Close-out	40,000		40,000
Election Registration Improvements-California Mandated (Ceiling Insulation and Conduit Replace or Install New)	33,686	16,314	50,000
Hall of Justice - Replace PCHWP Chiller	330,016		330,016
Hall of Justice - Replace SF-2 and AC-1			1,069,070
Hall of Justice - Replace EF-11 and SF-1			442,253
Hall of Justice Replace Switchboard MCC-2 and MCC-3			100,000
Hall of Justice Replace Condenser Unit CU-12 and CU-13			588,879
COB 2 Replace HVAC Pumps P-3 and P-4			46,268
Hall of Justice - Replace AHU'S AC-2A and AC-2B			32,000
Maguire Replace Condenser Units CCU-East and CU-West			243,988
Hall of Justice - Replace Day Tanks TNK01, TNK02, TNK03			32,000
Hall of Justice - Replace AC-01 and AC-02			150,000
Hall of Justice Replace Condenser Unit CU-14			50,000
COB 1 - Replace Air Handler Unit AHU05			25,000
Grant Yard - Replace 12x12 Vinyl Floor Tile, FCIS			184,359
COB 1 - Replace Exhaust Fans EXF01 and EXH04			17,026
Grant Yard Bldg B - Prep and Paint Structural Steel			100,000
COB 1 - Replace Air Compressor 2HP with 30 Gallon Tank			60,000
COB 1 - Repair Single-Zone Package Unit AC-1			20,000
Childcare Center - Replace 12 x 12 Vinyl Flooring			120,000
Public Works Corp Yard Half Moon Bay Replace 12 x 12 Vinyl Floor Tile			170,000
South San Francisco (SSF) Probation Women's Restroom			50,000
Vinyl Floor Tile throughout First Floor			100,617
Pescadero CDF - Mill and Overlay Asphalt			226,787
Daytop Condenser Unit			1,472,060
South San Francisco (SSF) Adult Probation Fan Coil Unit			226,992
South San Francisco (SSF) Adult Probation Condenser Unit			175,677
Work Furlough - Replace Steel Fire Protection Piping			175,677
San Mateo Medical Center (SMMC) Replace Flooring in OR's 1, 2, and 3			17,425
San Mateo Medical Center (SMMC) Replace Pneumatic Tube System			235,200
San Mateo Medical Center (SMMC) Replace Exhaust Fans E4 and E5			331,968
San Mateo Medical Center (SMMC) Renovate Elevators EV-A and EV-B			200,000
306 Spruce Street Prepare, Seal Coat and Pavement Markings at North Parking Lot			640,000
Youth Services Center (YSC) Cooling Tower Repairs	197,550		100,000
			197,550

Project	Rollover	Additional Funding Adjustments	FY 2022-23 Recommended Budget Total Appropriations
Central Library Kitchen and Restroom Remodel	139,250		139,250
Assessors Office Carpet Removal and Install 1st Floor		150,000	150,000
Assessors Office Carpet Removal and Install 3rd Floor		300,000	300,000
85410 Total	7,449,773	(657,769)	14,195,250
Parallel Trail Creation Hwy 1	1,199,580		1,199,580
85830 Total	1,199,580		1,199,580
Eucalyptus Tree Removal	45,413		45,413
85850 Total	45,413		45,413
CSA-7 Infrastructure Replacement	6,195,255		6,195,255
Flooding in North Fair Oaks-Hire Consultant to study possible solutions	182,557		182,557
Pescadero Alternate Water Source Evaluation (CSA-11)	100,000		100,000
Pescadero (CSA-11) Aquifer Study	32,400		32,400
CSA-11 Waterline to Pescadero Fire Station and Pescadero High School	538,314		538,314
85870 Total	7,048,526		7,048,526
Coyote Point Water Distribution System Survey	150,000		150,000
Coyote Point Wastewater Collection System	150,000		150,000
Parkwide Asphalt Paving (Measure K)	1,088,124		1,088,124
Tunitas Creek Beach Improvement Project	157,829		157,829
Memorial Park Homestead Trail Bridge, San Pedro Valley Walnut Bridge and Visitor Center Bridge - Feasibility Study on Replacement Options	150,000		150,000
Huddart Park Water System Upgrade Project	150,000		150,000
Flood Park Review of Plans and Specifications	188,084		188,084
Coyote Point Eastern Promenade	100,000		100,000
Coyote Point Eastern Promenade	1,724,817		1,724,817
Coyote Point Eastern Promenade	220,000		220,000
Coyote Point Eastern Promenade	241,805		241,805
Quarry Park Non-Potable Water System Study	199,000		199,000
Memorial Park Emergency Generator Project (Measure K)	220,000	780,000	1,000,000
Coyote Point Marina Dredging Project	1,950,000		1,950,000
Quarry Park South Ridge Fire Road Project	224,225	400,775	625,000
86130 Total	6,913,884	1,180,775	8,094,659
2014 MSCC Bond Administration Program	15,297		15,297
Maple Street Correctional Center Photovoltaic System	1,292,841		1,292,841
Maple Street Correctional Center Repairs (CEO)	51,060		51,060
87920 Total	1,359,198		1,359,198
Skylonda 2013 Series A Bond Administration	41,396		41,396
87950 Total	41,396		41,396
General Bond Program Administration	192,618		192,618
87970 Total	192,618		192,618
Countywide Fire Alarm Upgrade Phase 1 (Design, Programming and Survey)	38,351		38,351
Hall Of Justice Commissioning of the Air Handlers and Smoke Control Reprogramming	109,207		109,207
Serenity House Install French Drain	92,000		92,000
Hall of Justice (HOJ) Replace Generator	75,205		75,205
San Mateo Medical Center (SMMC) Install Nurse Call System (Board Requested project 2017)	753,735		753,735
San Mateo Medical Center (SMMC) Fire Water Line Upgrade	500,000		500,000
Countywide Emergency Generator Study	100,000		100,000
88370 Total	1,668,498		1,668,498
San Mateo Medical Center (SMMC) Integrated Behavioral Health Therapy Room	(5,329)	5,330	1

Project	Rollover	Additional Funding Adjustments	FY 2022-23 Recommended Budget Total Appropriations
San Mateo Medical Center (SMMC) SPD Equipment Replacement/Upgrade	985,938		985,938
San Mateo Medical Center (SMMC) Endo Scope Washer Replacement	724,535		724,535
San Mateo Medical Center (SMMC) Automated Dispensing Cabinet (ADC) Upgrade	627,416		627,416
San Mateo Medical Center (SMMC) Outpatient Pharmacy Automation (Robot) IT	751,072		751,072
San Mateo Medical Center (SMMC) Respiratory New Location	494,116		494,116
San Mateo Medical Center (SMMC) Front Desk Remodels - 2 Clinics	459,012		459,012
San Mateo Medical Center (SMMC) MRI Project Design and Install	3,224,486		3,224,486
San Mateo Medical Center (SMMC) Compounding Pharmacy Hood	125,292	1,500,000	1,625,292
San Mateo Medical Center (SMMC) Prevent Self Harm and Ligature Project	3,671,614		3,671,614
Safe Harbor Homeless Shelter Expansion Project	240,475		240,475
Central Library Kitchen and Restroom Remodel	318,820		318,820
Station 17 Interim Office/Housing Trailer	10,000		10,000
San Mateo County (SMC) Central Library Administration Facility HVAC Upgrade	5,383		5,383
Human Services Agency (HSA) East Palo Alto (EPA) Lobby Remodel	750,000	800,000	1,550,000
Human Services Agency (HSA) Quarry Reception Remodel	150,000	75,000	225,000
Human Services Agency (HSA) Redwood City (RWC) Reception Remodel	110,000		110,000
Human Services Agency (HSA) South San Francisco (SSF) Reception Remodel	290,000	150,000	440,000
Human Services Agency (HSA) Quarry New Kitchen Prep Area	485,000		485,000
Information Services Department (ISD) Remodel Harbor Blvd Bldg A - Placeholder	119,633		119,633
Youth Services Center (YSC) Public Address System Upgrade	16,894		16,894
Election Registration (Additional ADA Funding)	233,099		233,099
Health Office Space Redesign Space Buildout	1,325,000		1,325,000
Active Transportation Project	430,000		430,000
Coastside Inn Remodel	1,000,000		1,000,000
Pacific Inn Hotel Remodel	1,000,000		1,000,000
Assessors Office Carpet Removal and Install 1st Floor	115,000		115,000
Assessors Office Carpet Removal and Install 3rd Floor	415,000		415,000
Sheriff's Locker Room Remodel (Design Only)	150,000		150,000
San Pedro Park	1,435,000		1,435,000
Edison and 37th Landscape	250,000		250,000
Edison and 37th Memorial	150,000		150,000
Grant Yard Office Remodel	100,000		100,000
Countywide Space Needs Assessment	300,000		300,000
Pharmacy Carousel	490,676		490,676
Conversion of Unit 1B to Office Space (initial Design Only)	21,924		21,924
Conversion of Rehab Gym to FQHC Clinic (Initial Design Only)	22,461		22,461
Renovation of Registration Areas in the 39th Ave Clinics Buildings (Initial Design)	61,649		61,649
Countywide Fuel Management System Upgrades	200,000		200,000
Maguire Basement Office Space	150,000		150,000
Maguire Locker (Design Only)	150,000		150,000
Human Services Agency (HAS) Records Center HVAC Improvements		150,000	150,000
Belmont Trail Extensions	200,000		200,000
San Mateo Medical Center (SMMC) Pharmacy Night Locker Remodel			115,000
555 County Center, 3rd Floor Administration, Graphics, GIS and Mapping Areas Capital Improvement Plan			151,200
Public Address (PA) system expansion			140,000
88670 Total	21,754,166	2,680,330	24,840,696
DPW Projects, Subtotal	75,888,074	3,752,162	89,621,249

Project	Rollover	Additional Funding Adjustments	FY 2022-23 Recommended Budget Total Appropriations
Project Development Unit Projects			
Veterans Memorial	250,000		250,000
Skylonda Fire Station	25,000		25,000
PSC Regional Operations Center (ROC)	500,000		500,000
Pescadero Fire Station (Planning)	2,000,000		2,000,000
Tower Road Fire Station 17	1,000,000		1,000,000
County Office Building 3 (COB3)		65,000,000	65,000,000
San Mateo Medical Ctr (General Fund)		5,496,381	5,496,381
Stack Parking/Shuttle	500,000		500,000
County Office Courtyard	1,000,000		1,000,000
San Mateo County (SMC) Warehouse Tower Rd		1,000,000	1,000,000
East Palo Alto Government Center		50,000	50,000
Navigation Center - Homekey - Capital	23,671,802		23,671,802
Project Development Unit Projects, Subtotal	28,946,802	71,546,381	100,493,183
Parks Projects			
Memorial Park Facility Improvements	1,500,000		1,500,000
Coyote Point Sewer System	800,000		800,000
Coyote Point Water System	800,000		800,000
Huddart Water Lines and Supply	900,000		900,000
Homestead Sewer	200,000		200,000
Realize Flood Park	850,000		850,000
San Pedro Valley Walnut Bridge Replacement	100,000		100,000
Coyote Point Eastern Promenade Rejuvenation Project	1,500,000		1,500,000
Parks Projects, Subtotal	6,650,000		6,650,000
TOTAL CAPITAL PROJECTS	111,484,876	75,298,543	196,764,432

This page intentionally left blank

POSITION ADJUSTMENT SUMMARY



FY 2022-23

RECOMMENDED BUDGET



FY 2022-23 Recommended Budget
Position Adjustment Summary

DEPARTMENT / DIVISION	BUDGET UNIT ID	CLASSIFICATION	JOB CLASS CODE	ADD	DEL	DESCRIPTION		
Sheriff's Office	3101P	Storekeeper II	E407		(1)	Corrections Division: One vacant Storekeeper is deleted and one Administrative Assistant is added to the Administrative Services Division to align with current staffing needs. This position change was Board approved in the March 22, 2022 SRA.		
	3011P	Administrative Assistant II	E091	1				
	3013P	Criminal Records Supervisor	E447			(1)	Support Services Division: One Criminal Records Supervisor is deleted and one Criminal Records Technician II is added to align with staffing needs.	
		Criminal Records Technician II	E446	1				
		Criminal Records Technician II	E446			(1)	Support Services Division: One Criminal Records Technician II is moved to another operational area within the Support Services Division to align with current staffing needs.	
		Criminal Records Technician II	E446	1				
	3053P	Crime Analyst - U	B010			(1)	Investigations Bureau: One vacant Crime Analyst is deleted and one Community Program Specialist is added to align with current staffing needs. This position change was Board approved in the March 22, 2022 SRA.	
		Community Program Specialist - U	B181	1				
		Deputy Sheriff	H060			(2)	Investigations Bureau: Two Deputy Sheriffs are moved to another operational area within the Investigations Bureau to align with current staffing needs.	
		Deputy Sheriff	H060	2				
		Deputy Director - U	B309			(1)	Investigations Bureau: One Deputy Director is moved to another operational area within the Investigations Bureau to align with current staffing needs. This position change was Board approved in the October 21, 2021 SRA.	
		Deputy Director - U	B309	1				
		Deputy Sheriff	H060			(3)	Investigations Bureau: Three Deputy Sheriffs, two Legal Office Specialists, one Sheriff's Sergeant, and one Sheriff's Lieutenant are moved to another operational area within the Investigations Bureau to align with current staffing needs.	
		Deputy Sheriff	H060	3				
		Legal Office Specialist	E375			(2)		
		Legal Office Specialist	E375	2				
		Sheriff's Sergeant	H044			(1)		
		Sheriff's Sergeant	H044	1				
		Sheriff's Lieutenant	D191			(1)		
	Sheriff's Lieutenant	D191	1					
3011P	Accountant I	E030	1			Corrections Division: One Accountant I is added to the Administrative Services Division to align with current staffing needs. This position change was Board approved in the March 22, 2022 SRA.		
	Sheriff's Office Deputy Director of Finance	D092	1			Administrative Services: One Sheriff's Office Deputy Director of Finance is added to align with staffing needs.		
Probation Department	3211P	Office Specialist	E337			(1)	One vacant Office Specialist is deleted and one Senior Accountant is added to align with program needs.	
		Senior Accountant	E009	1				
		Administrative Secretary III- Confidential	E006				(1)	One vacant Administrative Secretary III is deleted to better align operational needs.
	3227P	Deputy Probation Officer III	C003				(15)	15 vacant Deputy Probation Officers III are deleted to better align with operational need.
		Legal Office Specialist	E375				(5)	Five vacant Legal Office Specialists are deleted to better align with operational need.
		Probation Services Manager I	D163				(1)	One Probation Services Manager I is deleted to better align with operational need.
		Group Supervisor II	C005				(5)	Five vacant Group Supervisors II are deleted to better align with operational need.
		Group Supervisor III	C006				(2)	Two vacant Group Supervisors III are deleted to better align with operational need.

FY 2022-23 Recommended Budget
Position Adjustment Summary

DEPARTMENT / DIVISION	BUDGET UNIT ID	CLASSIFICATION	JOB CLASS CODE	ADD	DEL	DESCRIPTION
Probation Department	3227P	Institutions Services Manager	D165		(1)	One vacant Institutions Services Manager is deleted to better align with operational need.
		Probation Services Manager II	D162		(1)	One vacant Probation Services Manager II is deleted to better align with operational need.
District Attorney's Office	2510P	Legal Executive Assistant- Confidential	E530		(1)	One Legal Executive Assistant is deleted and one Management Analyst is added to better align with operational needs.
		Management Analyst	D181	1		
		Deputy District Attorney	B021	2		Two Deputy District Attorneys are added to comply with new mandate regarding post conviction proceedings.
		Paralegal	E008	1		One Paralegal is added to comply with new mandate regarding post conviction proceedings.
Criminal Justice - Subtotals				21	(47)	-26
Public Health, Policy and Planning	5550P	Medical Office Assistant II	E417		(1)	One Medical Office Assistant II is deleted and one Medical Office Specialist is added to better align with operational needs. This position change was Board approved in the April 19, 2022 SRA.
		Medical Office Specialist	E420	1		
Aging and Adult Services	5700B	Deputy Public Guardian Conservator I	G220		(1)	One vacant Deputy Public Guardian Conservator I is deleted and one Social Worker III is added to better align with the needs of the In-Home Supportive Services (IHSS) unit and its increased caseload. This position change was Board approved in the January 25, 2022 SRA.
		Social Worker III	G096	1		
		Senior Accountant	E009		(1)	One vacant Senior Accountant is deleted and one Management Analyst is added to better meet the needs of the Administrative and Financial Services unit in providing budget, performance, and audit oversight for its complex funding sources. This position change was Board approved in the January 25, 2022 SRA.
		Management Analyst	D181	1		
		Social Worker III - U	B106	2		IHSS: Two Social Workers III are added to address increasing workload in the unit.
		Social Worker III	G096	4		IHSS: Four Social Workers III are added to address increasing workload in the unit.
Behavioral Health and Recovery Services	6110P	Patient Services Assistant II	E412		(1)	One Patient Services Assistant II is deleted and one Mental Health Program Specialist is added to better align with program needs. This position change was Board approved in the March 22, 2022 SRA.
		Mental Health Program Specialist	G081	1		
	6140P	Case Management Assessment Specialist II	G240		(1)	A Case Management Assessment Specialist II from Primary Care Interface (6140P) is deleted and one Mental Health Program Specialist is added to Quality Management (6110P) to better align with program needs. This position change was Board approved in the March 22, 2022 SRA.
	6110P	Mental Health Program Specialist	G081	1		
	6140P	Medical Office Specialist	E420		(1)	South County Clinic Administration: One Medical Office Specialist is deleted and one Patient Services Supervisor is added to better meet the supervisory needs of the clinic. This position change was Board approved in the April 19, 2022 SRA.
		Patient Services Supervisor	E415	1		
	6140P	Legal Secretary	E378		(1)	Adult Conservatorship Program: One Legal Office Secretary is deleted and one Legal Office Specialist is added to better meet the needs of the program. This position change was Board approved in the May 17, 2022 SRA
Legal Office Specialist		E375	1			
Family Health Services	6240P	Dietician	S024		(2)	Two Dieticians are deleted to correct the position count to what it was in the FY 2021-22 Adopted Budget.
Correctional Health Services	6200P	Program Services Manager I	D131		(1)	One Program Services Manager I is deleted and one Community Program Supervisor is added to better align operational needs.
		Community Program Supervisor	G236	1		

DEPARTMENT / DIVISION	BUDGET UNIT ID	CLASSIFICATION	JOB CLASS CODE	ADD	DEL	DESCRIPTION
San Mateo Medical Center	6600P	Staff Physician	F124		(1)	One Staff Physician is deleted and one Medical Director is added to align with program staffing needs.
		Medical Director	D155	1		
		Hospital And Clinics Finance Manager	D107		(1)	One Hospital and Clinics Finance Manager is deleted and one Hospital and Clinics Controller is added to align with program staffing needs. This position change was Board approved in the February 22, 2022 SRA.
		Hospital And Clinics Controller	D109	1		
		Patient Services Specialist	E414		(1)	One Patient Service Specialist is deleted and one Lead Patient Services Assistant is added to align with program staffing needs.
		Lead Patient Services Assistant	E413	1		
		Pharmacy Technician	F058		(1)	One Pharmacy Technician is deleted and one Imaging Specialist is added to align with program staffing needs.
		Imaging Specialist	F081	1		
		Nurse Practitioner	F009		(1)	One Nurse Practitioner's FTE is increased from 0.8 to 1 to reflect staffing needs.
		Nurse Practitioner	F009	1		
		Medical Surgical Nurse	F031		(1)	One Medical Surgical Nurse is deleted and one Clinical Nurse is added with an FTE increase from 0.5 to 1 to align with program staffing needs.
		Clinical Nurse	F011	1		
		Community Health Planner	F055		(1)	One Community Health Planner is deleted and one Supervising Physician is added to align with program staffing needs.
		Supervising Physician	F127	1		
		Patient Services Supervisor - Exempt	E415		(1)	One Patient Services Supervisor is moved from Patient Accounting to the Patient Access unit to align with program staffing needs.
		Patient Services Supervisor - Exempt	E415	1		
		Patient Services Assistant II - Unclassified	B084		(1)	One Patient Services Assistant II is deleted and one Patient Services Assistant II is added to align with program staffing needs. This position adjustment was approved in the February 22, 2022 SRA.
		Patient Services Assistant II	E412	1		
		Lead Patient Services Assistant	E413		(1)	One Lead Services Assistant is moved from the Patient Access to the Infection Control unit to align with program staffing needs.
		Lead Patient Services Assistant	E413	1		
		Lead Fiscal Office Assistant	E349		(1)	One Lead Fiscal Office Assistant is deleted and one Senior Accountant is added to align with program staffing needs.
		Senior Accountant	E007	1		
		Office Specialist	E337		(1)	One Office Specialist is deleted and one Program Coordinator I is added to align with program staffing needs.
Program Coordinator I	G243	1				
Therapy Assistant	F166		(1)	One Therapy Assistant is deleted and one Occupational Therapist is added with an FTE increase from 0.8 to 1 to align with program staffing needs.		
Occupational Therapist II	F175	1				
Health Services - Subtotals				27	(23)	4
Department of Child Support Services	2600P	Paralegal	E008		(1)	One Paralegal is deleted and one Child Support Analyst II is added to align with current staffing and business process needs.
		Child Support Analyst II	E435	1		
		Child Support Technician	E432		(1)	One vacant Child Support Technician is deleted to offset cost increases in FY 2022-23.
		Child Support Analyst I	E436		(1)	One Child Support Analyst I is deleted to offset cost increases in FY 2022-23.
		Child Support Analyst II	E435		(1)	One Child Support Analyst II is deleted to offset cost increases in FY 2022-23.
		Child Support Specialist II	E291		(1)	One Child Support Specialist II is deleted to offset cost increases in FY 2022-23.
Human Services Agency	7420P	Children's Services Social Worker II	B287		(1)	One Children's Services Social Worker II is deleted in Children and Family Services and one Human Services Analyst II is added in Homeless and Safety Net Services to address program needs. This position change was Board approved in the April 19, 2022 SRA.
	7510P	Human Services Analyst II	G231	1		

FY 2022-23 Recommended Budget
Position Adjustment Summary

DEPARTMENT / DIVISION	BUDGET UNIT ID	CLASSIFICATION	JOB CLASS CODE	ADD	DEL	DESCRIPTION
Social Services - Subtotals				2	(6)	-4
Public Safety Communications	1240P	Community Program Services Manager	D062		(1)	One Senior Management Analyst is added and one Communications Program Manager is deleted to better align with staffing needs.
		Senior Management Analyst	D185	1		
Local Agency Formation Commission	3570P	Principal Management Analyst	D180		(1)	One Principal Management Analyst is deleted and one Executive Officer is added. This position change was Board approved in the January 25, 2022 SRA.
		Executive Officer	B240	1		
County Library	3700P	Library Assistant II	K010	1	(1)	One Library Assistant II is moved from Youth and Family Services to the East Palo Alto Library.
		Librarian II	K002	1		Access Services: One Librarian II is added for Collection Management Support.
		Community Program Specialist II	G227	1		Communications: One Community Program Specialist II is added for Communications Support.
		Community Program Specialist II	G227	1		Brisbane: One Community Program Specialist II is added for expanded hours.
		Library Branch Manager	D189	1		North Fair Oaks: One Library Branch Manager II is added for expanded hours.
		Library Assistant II	K010	1		Woodside: One Library Assistant II is added for expanded hours.
		Community Program Specialist II	G227	1		Woodside: One Community Program Specialist II is added for expanded hours.
		Community Program Specialist II	G227	1		Belmont: One Community Program Specialist II is added for makerspace support.
		Community Program Specialist II	G227	1		Foster City: One Community Program Specialist II is added for makerspace support.
		Community Program Specialist II	G227	1		Half Moon Bay: One Community Program Specialist II is added for operations and community outreach.
		Community Program Specialist II	G227	1		Millbrae: One Community Program Specialist II is added for makerspace support.
		Community Program Specialist II	G227	1		San Carlos: One Community Program Specialist II is added for operations and community outreach.
Planning and Building	3842P	Office Assistant II	E335		(1)	One Office Assistant II is deleted and one Administrative Assistant II is added to align with operational needs.
	3843P	Administrative Assistant II	E091	1		
	3810P	Management Analyst	D181	1		
Office of Sustainability	4010P	Management Analyst	B221	1		One Management Analyst is added to work across all programs to oversee department-wide administrative and analytical functions.
	4060P	Resource Conservation Specialist III	J081	1		One Resource Conservation Specialist III is added to implement new, ongoing mandates under SB 1383 and existing mandates under AB 939 for County facilities compliance.
Department of Public Works	4510P	C/CAG Program Director	B163	1		One City/County Association of Governments of San Mateo County (C/CAG) Program Director is added to manage C/CAG's Stormwater program.

FY 2022-23 Recommended Budget
Position Adjustment Summary

DEPARTMENT / DIVISION	BUDGET UNIT ID	CLASSIFICATION	JOB CLASS CODE	ADD	DEL	DESCRIPTION
Department of Public Works	4600P	Associate Civil Engineer	N020		(1)	One Senior Civil Engineer is deleted and one Associate Civil Engineer is added in response to the recently passed Infrastructure Investment and Jobs Act (IIJA) and on-going Parks Department Capital Improvement Projects (CIP). The Senior Civil Engineer will manage two to three staff in the design and construction of projects related to IIJA and Parks CIP.
		Senior Civil Engineer	D064	1		
Department of Housing	7920P	Housing Community Development Specialist III	R003	1		One Housing Community Development Specialist III is added to align with current staffing needs.
		Information Technology Manager	D110	1		One Technology Manager is added to address increasing workload in the unit.
Community Services - Subtotals				22	(5)	17
County Executive's Office	1210P	Equity Manager	D232	1		One Equity Manager is added for the ongoing work around the delivery of county services and the evaluation of existing structures and issues through a lens of equity and inclusion. This position was Board approved in the January 25, 2022 SRA.
Controller's Office	1411P	Financial Services Manager II	D151		(1)	One Financial Services Manager II is deleted and one Controller Division Manager is added to better align with the position's responsibilities. This position change was Board approved in the April 19, 2022 SRA.
		Controller Division Manager	D026	1		
	1461P	Property Tax Specialist	E018		(1)	One Property Tax Specialist is deleted and one IT Manager is added to better align with the Property Tax System's programming needs.
		IT Manager	D110	1		
		Senior IT Analyst	V234		(1)	
IS Business Analyst III	V266	1		One Senior IT Analyst is deleted and one IS Business Analyst III is added to better align with the Property Tax Division's needs. This position change was Board approved in the April 19, 2022 SRA.		
Human Resources	1710P	Financial Services Manager II	D060		(1)	One Financial Services Manager II is deleted and one Administrative Services Manager I is added to better align operational needs. This position change was Board approved in the March 22, 2022 SRA.
		Administrative Services Manager I	D045	1		
	1750P	Management Analyst	D181	1		One Management Analyst is added primarily continue to work on EEO cases but will also have expanded responsibility for projects to strengthen a culture of inclusion and sense of belonging, develop EEO plan recommendations, conduct data analyses, and expand Diversity, Equity, and Inclusion trainings.
		Management Analyst	D181	1		One Management Analyst is added to work on equity.
Information Services	1820P	Telephone Operator	E480	2		Two Telephone Operators are added to stabilize operational support of the County's Call Center.
	1830P	Communications Officer	D105		(1)	One vacant Communications Officer is deleted and one IS Manager is added to better fulfill the operational needs of the SMCLabs Program.
		IS Manager I	D119	1		
	1850P	IS Project Manager I	V305		(2)	Two IS Project Managers are transferred from Connectivity and Security Division Management to Public WiFi to better align with the operational and financial needs.
IS Project Manager I		2				
Administration and Fiscal Services - Subtotals				12	(7)	5
Total Position Change				84	(88)	
Net Position Change				(4)		

This page intentionally left blank

County Summary

Budget Unit Summaries
and Funding Adjustments

Measure K Funded
Initiatives

Capital Projects Summary

Position Adjustment
Summary

Memberships and
Contributions



MEMBERSHIPS AND CONTRIBUTIONS



FY 2022-23

RECOMMENDED BUDGET



FY 2022-23 Recommended Budget
Memberships and Contributions Summary

FY 2021-23 MEMBERSHIPS AND CONTRIBUTIONS	ADOPTED 2020-21	ADOPTED 2021-22	RECOMMEND ED 2022-23
Memberships and Cost Shares			
Alliance for Innovation	9,000	9,000	9,000
Association of Bay Area Governments (ABAG)	86,883	101,105	101,105
Association of Bay Area Governments / IRWM Drought Solicitation	13,740	13,740	13,740
Association of Bay Area Governments / Hazardous Waste	10,560	10,560	10,560
County Administrative Officers Association of CA (CAOA)	3,982	3,982	3,982
California State Association of Counties (CSAC)	115,047	115,047	115,047
California State Association of Counties (CSAC) Litigation Fees	13,032	13,958	13,958
City / County Association of Governments (C/CAG)	23,650	23,500	23,500
Joint Venture Silicon Valley Network	25,000	25,000	25,000
National Association of Counties (NACO)	14,525	14,525	14,525
San Mateo County Economic Development Association	16,000	16,000	16,000
Sustainable San Mateo County	9,000	10,000	10,000
Urban Counties Caucus (UCC)	37,000	37,000	37,000
Memberships and Cost Shares Total	377,419	393,417	393,417
Contributions			
Half Moon Bay / Coastside Chamber of Commerce	7,725	10,000	10,000
Peninsula Conflict Resolution Center (PCRC)	8,911	9,362	9,362
PenTV	41,200	46,000	46,000
San Mateo County Library Joint Powers Authority	155,504	173,514	173,514
Contributions Total	213,340	238,876	238,876
Sponsorships			
Agricultural Workshop	5,000	5,000	5,000
Disaster Preparedness Day	5,000	5,000	5,000
Older Driver Safety Seminars	5,000	5,000	5,000
Poet Laureate	20,000	20,000	20,000
Seniors on the Move Conference	25,000	25,000	25,000
Streets Alive	5,000	5,000	5,000
Sponsorships Total	65,000	65,000	65,000
Grand Total	655,759	697,293	697,293